

MONTHLY INDICATORS REPORT

Summary of Connecticut Criminal Justice System Trends

Key Metrics

(Percent change from prior month)

December Monthly Totals

Criminal Arrests:
7,094 ↓ (-1.1%)

Arraignments:
2,398 ↓ (-3.1%)

DOC Admissions:
1,279 ↓ (-8.0%)

DOC Releases & Discharges:
752 ↓ (-7.4%)

January 1 Counts

DOC Facility:
10,380 ↔ (-0.6%)

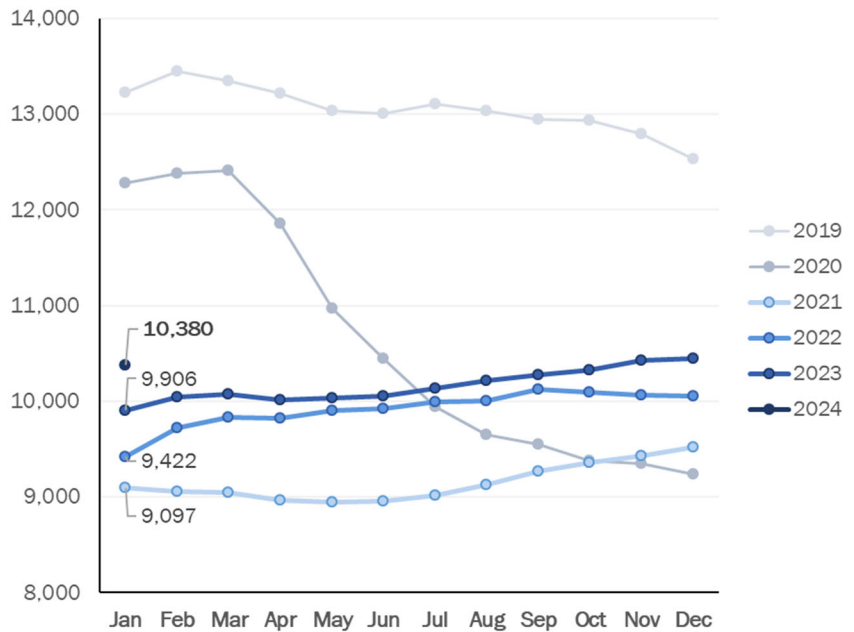
Pretrial:
3,541 ↔ (+0.7%)

Sentenced:
6,520 ↓ (-1.4%)

DOC Community Supervision:
2,977 ↔ (+0.8%)

First-of-the-Month DOC Facility Population

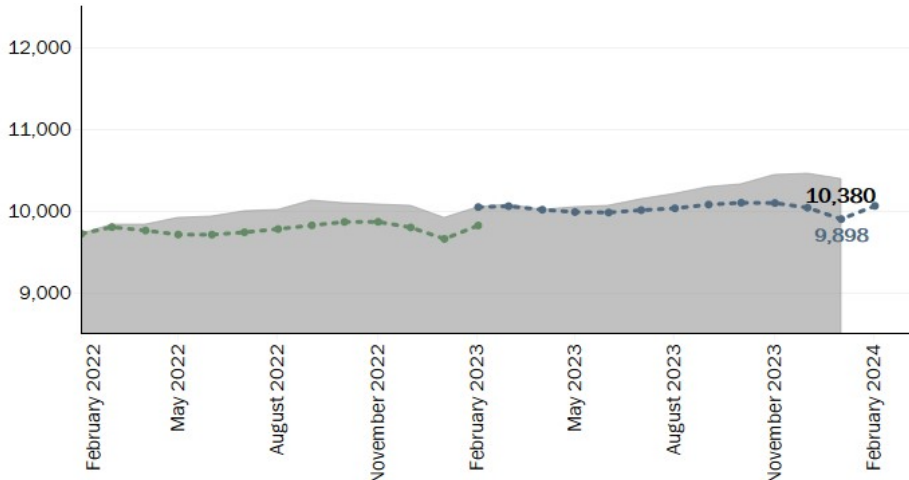
A comparison of up to five years shown by month



Note: To better illustrate changes, the Y-axis does not begin at zero.

Correction Population Forecast

Forecast period: March 2023 – February 2024



Note: To better illustrate changes, the Y-axis does not begin at zero.

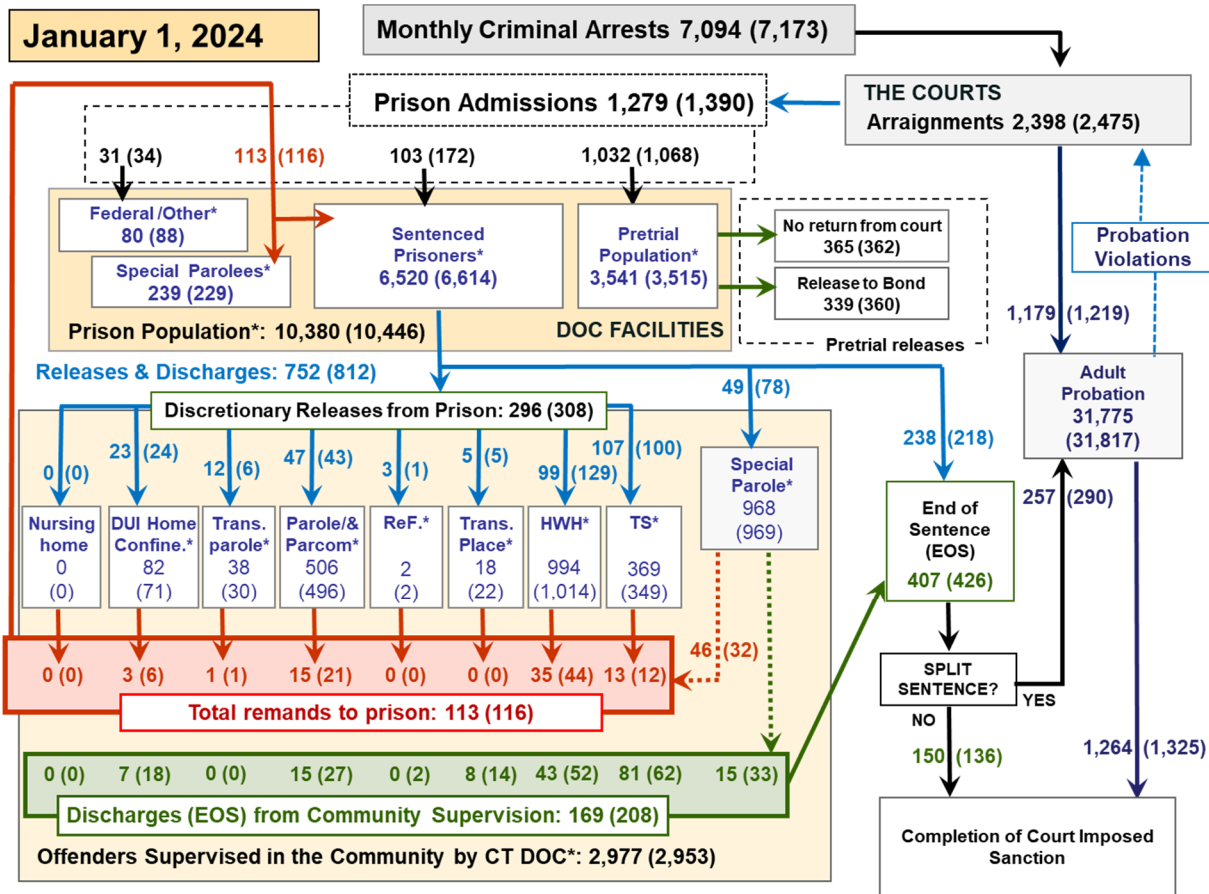
WEEK OF JANUARY 1, 2024

- **OPM Population Estimate:**
9,898
- **DOC Facility Count:**

January 1	10,380
First Week Avg.	10,425
- **Difference from OPM Forecast:**
 - First of the Month
482 **4.9%**
 - First Week Avg.
527 **5.3%**

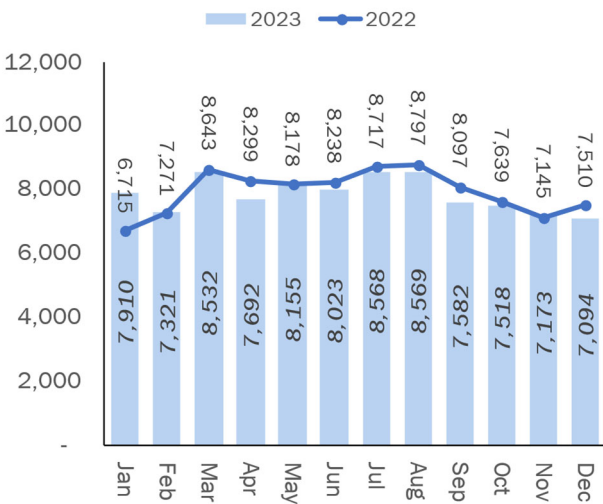


Criminal Justice System Monthly Counts & Flow Chart



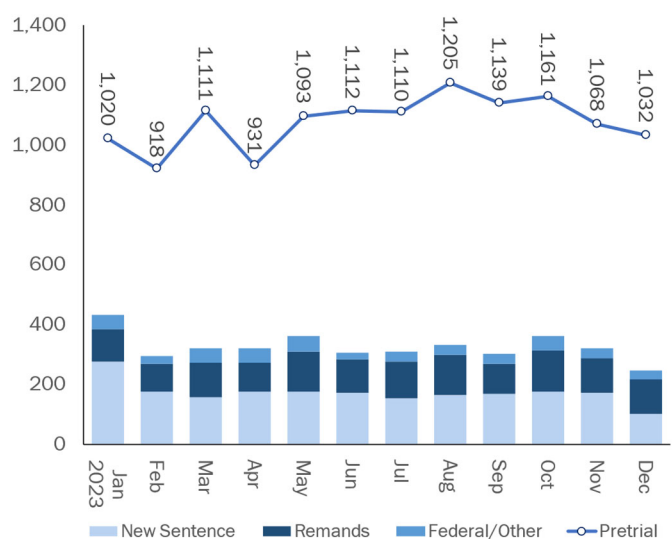
This flowchart contains monthly operations data for November 2023 and daily counts reported on December 1, 2023. Asterisks (*) indicate the daily count on December 1. Figures from last month are enclosed by parentheses.

Statewide Arrests: 2022 & 2023



Note: Data in the chart above show new case starts in the state Criminal Motor Vehicle System (CRMVS).

Monthly DOC Admissions: 2022 & 2023

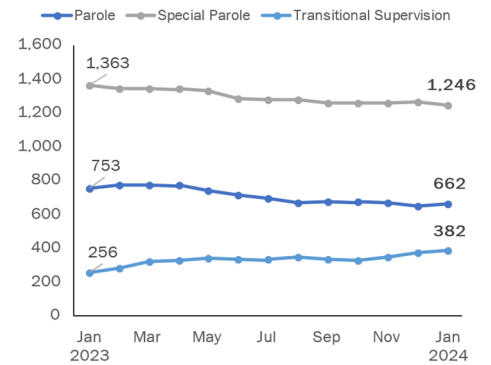


Department of Correction

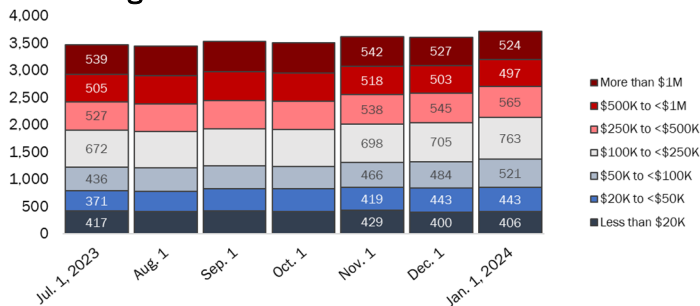
First-of-the-Month Totals

	2023 Nov. 1	2023 Dec. 1	2024 Jan. 1	2023 Jan. 1	% Change	
					Monthly	Annual
DOC Facilities						
Federal/Other	93	88	80	99	-9.1%	-19.2%
Sentenced	6,616	6,614	6,520	6,113	-1.4%	6.7%
Special Parole	245	229	239	251	4.4%	-4.8%
Pretrial	3,476	3,515	3,541	3,443	0.7%	2.8%
Total	10,430	10,446	10,380	9,906	-0.6%	4.8%
DOC Community						
Transfer Parole	27	30	38	29	26.7%	31.0%
Parole/ Parcom Total	504	496	506	606	2.0%	-16.5%
Parole	378	373	385	459	3.2%	-16.1%
Parcom @ CT	126	123	121	147	-1.6%	-17.7%
Furlough	5	2	2	52	0.0%	-96.2%
Trans Placement	32	22	18	42	-18.2%	-57.1%
DUI/Home confine.	73	71	82	91	15.5%	-9.9%
Halfway House Total	1,003	1,014	994	947	-2.0%	5.0%
Comm Release	519	535	538	447	0.6%	20.4%
Transitional Supervision	12	19	13	15	-31.6%	-13.3%
Parole	162	154	156	147	1.3%	6.1%
Transfer Parole	11	11	9	25	-18.2%	-64.0%
Special Parole	299	295	278	313	-5.8%	-11.2%
Transitional Supervision	336	349	369	241	5.7%	53.1%
Nursing home	0	0	0	0	-	-
Special Parole	957	969	968	1,050	-0.1%	-7.8%
Total	2,937	2,953	2,977	3,059	0.8%	-2.7%

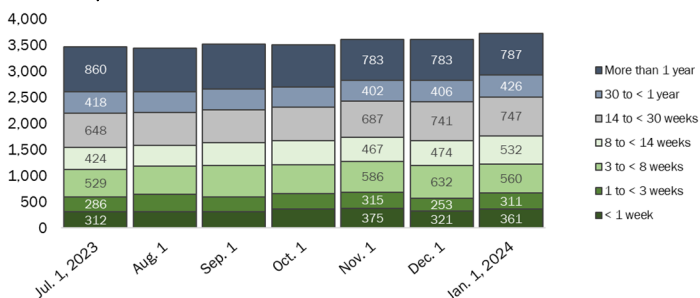
DOC Community Supervision: First-of-the-Month Totals



Bond Ranges for Pretrial Detainees



Pretrial, Weeks Held since Admission



Judicial Branch Court Support Services Division

The Jail Reinterview Program

	Pretrial admissions	Offender interviews	Offenders released	Released last year
OCT	1,161	1,049	252	240
NOV	1,068	953	231	252
DEC	1,032	947	231	268

Pretrial Bail and Probation Caseload

	Pretrial bail case starts	Client supv. starts	Split sentence starts	Pretrial bail cases*
OCT	2,661	1,351	275	13,089
NOV	2,408	1,219	290	13,257
DEC '23	2,253	1,179	257	13,264
DEC '22	2,173	1,369	248	13,555

* Reflects open cases as of the first of the month.



Department of Correction

Monthly Totals

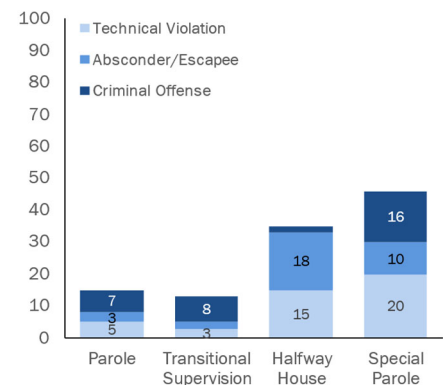
	2023	2023	2023	2022	% Change	
	OCT	NOV	DEC	DEC	Monthly	Annual
Admissions						
Federal/Other	49	34	31	56	-8.8%	-44.6%
Remands	136	116	113	93	-2.6%	21.5%
DUI	0	6	3	0	-50.0%	-
Transfer Parole	0	1	1	2	0.0%	-50.0%
Parole	11	21	15	21	-28.6%	-28.6%
Trans Plac/Furlough	1	0	0	1	-	-100.0%
Halfway House	61	44	35	22	-20.5%	59.1%
Transitional Supervision	20	12	13	7	8.3%	85.7%
Special Parole	43	32	46	40	43.8%	15.0%
New Sentence	177	172	103	114	-40.1%	-9.6%
Violation of Parole	48	44	27	23	-38.6%	17.4%
Pretrial	1,161	1,068	1,032	925	-3.4%	11.6%
Total	1,523	1,390	1,279	1,188	-8.0%	7.7%
Releases and discharges						
Transfer Parole	3	6	12	17	100.0%	-29.4%
Parole	39	43	47	53	9.3%	-11.3%
Furlough	4	1	3	31	200.0%	-90.3%
Trans. Placement	9	5	5	8	0.0%	-37.5%
Home Confinement DUI	19	24	23	31	-4.2%	-25.8%
Halfway House	151	129	99	89	-23.3%	11.2%
Transitional Supervision	102	100	107	71	7.0%	50.7%
Special Parole	55	78	49	62	-37.2%	-21.0%
Nursing home	0	0	0	0	-	-
End of Sentence	410	426	407	380	-4.5%	7.1%
Total	792	812	752	742	-7.4%	1.3%
Pretrial Releases*						
From Court	398	362	365	361	0.8%	1.1%
Release to Bond	360	360	339	350	-5.8%	-3.1%

* Totals reflect events, not individual offenders

Pretrial Admissions, New to DOC:

	OCT 2023	NOV 2023	DEC 2023	DEC 2022
Arraignments	2,757	2,475	2,398	2,211
Pretrial Admits	1,161	1,068	1,032	925
New to DOC	315	316	294	254
% New	27%	30%	28%	27%

Remands from Community Release



Board of Pardons and Paroles

Parole Hearings: New Cases

	Parole hearings	Paroles granted	Grant rate	Granted: prior year	Granted: two years prior
OCT	90	50	56%	67	49
NOV	90	56	62%	48	47
DEC	93	53	57%	44	51

Other BOPP Actions

	Reparole from revocation	Early Termination		Special parole discharges	Transfer parole approvals
		Discretionary parole	Special parole		
OCT	38	3	1	12	4
NOV	46	5	10	14	15
DEC '23	34	0	5	20	8
DEC '22	36	5	16	18	20

DOC: Community Release Unit

Case Reviews and Release Metrics

	Cases reviewed	Approved	Denied	Continued	Approval rate
OCT	565	284	33	150	50%
NOV	519	275	27	113	53%
DEC '23	481	266	32	98	55%
DEC '22	453	237	44	97	52%

Monthly data sources: CRMVS via CJIS (arrests), JB CSSD (court and probation figures), BOPP and the DOC.

This report produced by the [Criminal Justice Policy & Planning Division Research Unit](#) at:

The Connecticut Office of Policy and Management
450 Capitol Avenue, Hartford CT, 06106

