

MONTHLY INDICATORS REPORT

Summary of Connecticut Criminal Justice System Trends

Key Metrics

(Percent change from prior month)

January Monthly Totals

Criminal Arrests:
7,515 ↑ (+5.9%)

Arraignments:
2,864 ↑ (+19.4%)

DOC Admissions:
1,671 ↑ (+30.6%)

DOC Releases & Discharges:
820 ↑ (+9.0%)

February 1 Counts

DOC Facility:
10,644 ↑ (+2.5%)

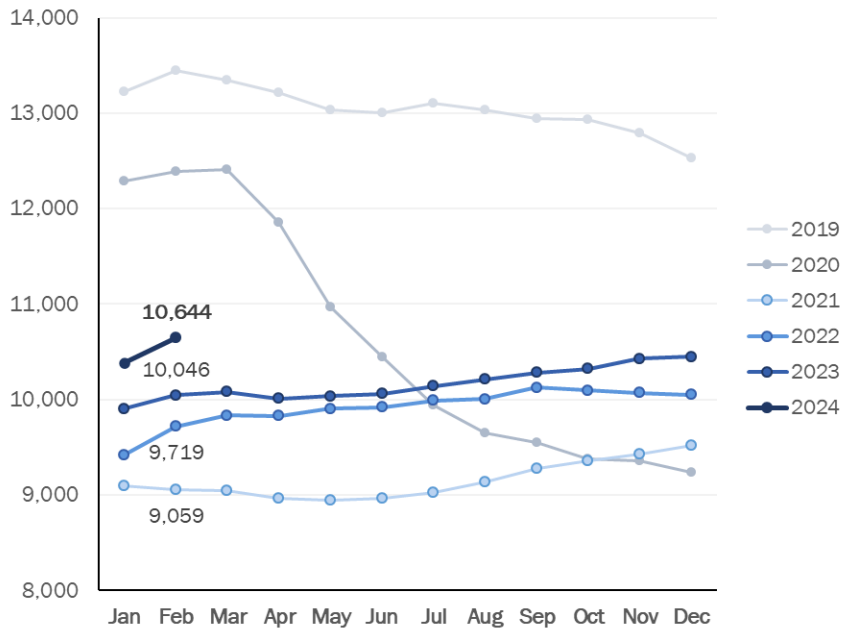
Pretrial:
3,645 ↑ (+2.9%)

Sentenced:
6,690 ↑ (+2.6%)

DOC Community Supervision:
2,975 ↔ (-0.1%)

First-of-the-Month DOC Facility Population

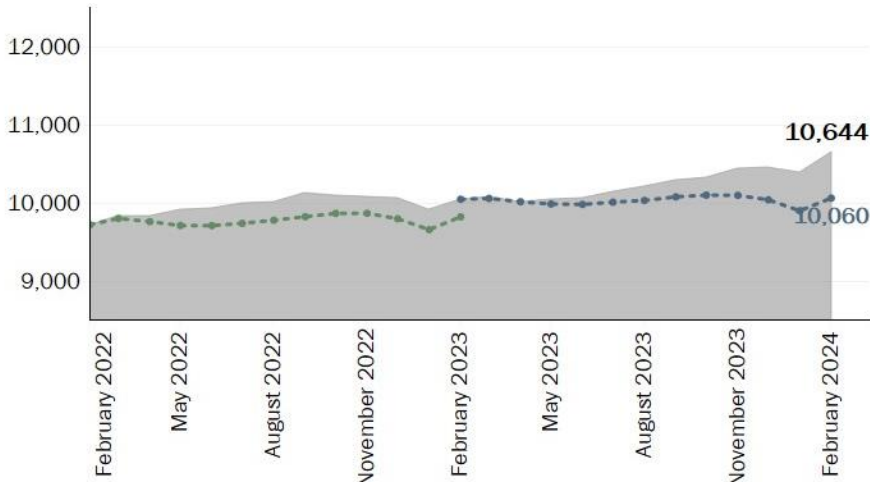
A comparison of up to five years shown by month



Note: To better illustrate changes, the Y-axis does not begin at zero.

Correction Population Forecast

Forecast period: March 2023 – February 2024



Note: To better illustrate changes, the Y-axis does not begin at zero.

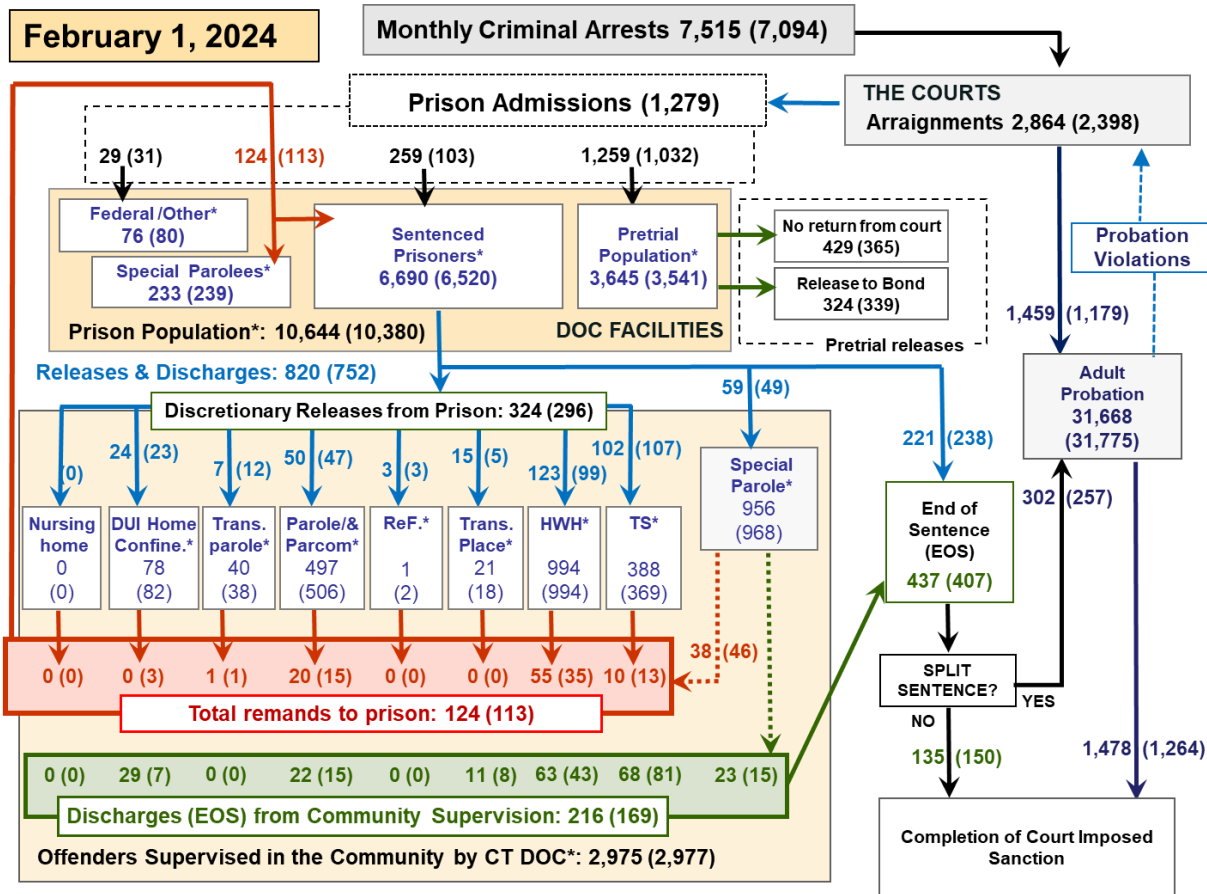
WEEK OF FEBRUARY 1, 2024

- **OPM Population Estimate:**
10,060
- **DOC Facility Count:**

February 1	10,644
First Week Avg.	10,635
- **Difference from OPM Forecast:**
 - First of the Month
482 **5.8%**
 - First Week Avg.
527 **5.7%**

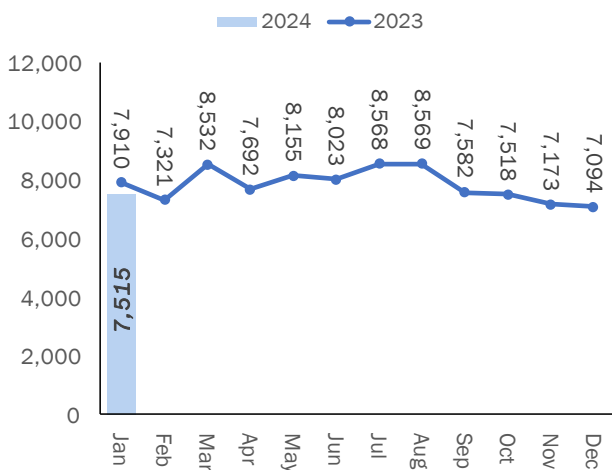


Criminal Justice System Monthly Counts & Flow Chart



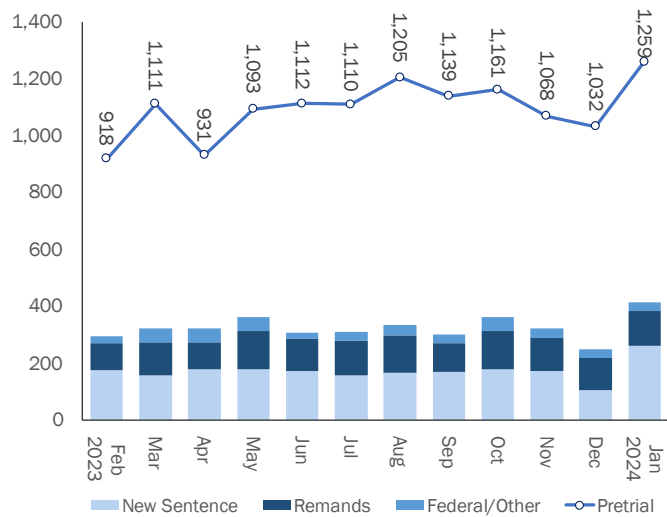
This flowchart contains monthly operations data for January 2024 and daily counts reported on February 1, 2024. Asterisks (*) indicate the daily count on February 1. Figures from last month are enclosed by parentheses.

Statewide Arrests: 2022 & 2023



Note: Data in the chart above show new case starts in the state Criminal Motor Vehicle System (CRMVS).

Monthly DOC Admissions: 2022 & 2023

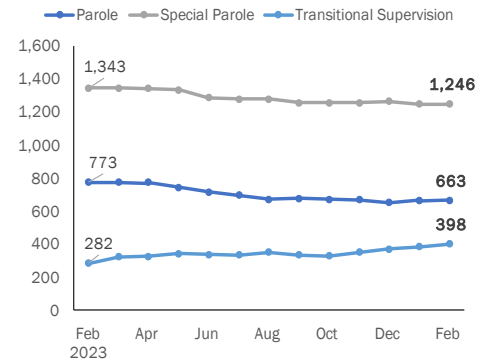


Department of Correction

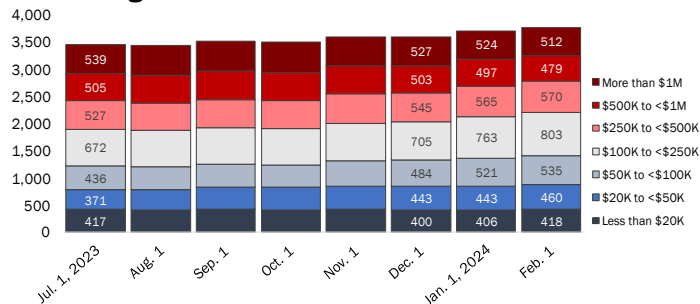
First-of-the-Month Totals

	2023	2024	2024	2023	% Change	
	Dec. 1	Jan. 1	Feb. 1	Feb. 1	Monthly	Annual
DOC Facilities						
Federal/Other	88	80	76	101	-5.0%	-24.8%
Sentenced	6,614	6,520	6,690	6,238	2.6%	7.2%
Special Parole	229	239	233	254	-2.5%	-8.3%
Pretrial	3,515	3,541	3,645	3,453	2.9%	5.6%
Total	10,446	10,380	10,644	10,046	2.5%	6.0%
DOC Community						
Transfer Parole	30	38	40	28	5.3%	42.9%
Parole/ Parcom Total	496	506	497	612	-1.8%	-18.8%
Parole	373	385	376	464	-2.3%	-19.0%
Parcom @ CT	123	121	121	148	0.0%	-18.2%
Furlough	2	2	1	39	-50.0%	-97.4%
Trans Placement	22	18	21	36	16.7%	-41.7%
DUI/Home confine.	71	82	78	84	-4.9%	-7.1%
Halfway House Total	1,014	994	994	987	0.0%	0.7%
Comm Release	535	538	521	479	-3.2%	8.8%
Transitional Supervision	19	13	10	12	-23.1%	-16.7%
Parole	154	156	166	161	6.4%	3.1%
Transfer Parole	11	9	7	21	-22.2%	-66.7%
Special Parole	295	278	290	314	4.3%	-7.6%
Transitional Supervision	349	369	388	270	5.1%	43.7%
Nursing home	0	0	0	1	-	-100.0%
Special Parole	969	968	956	1,029	-1.2%	-7.1%
Total	2,953	2,977	2,975	3,086	-0.1%	-3.6%

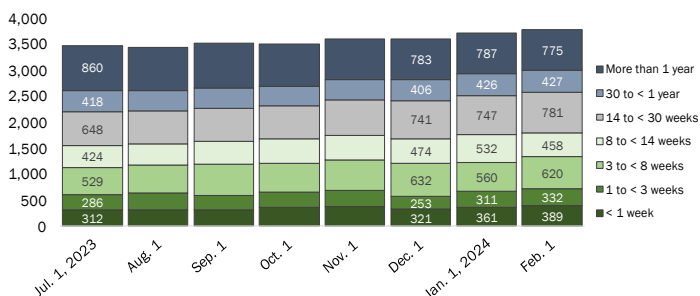
DOC Community Supervision: First-of-the-Month Totals



Bond Ranges for Pretrial Detainees



Pretrial, Weeks Held since Admission



Judicial Branch Court Support Services Division

The Jail Reinterview Program

	Pretrial admissions	Offender interviews	Offenders released	Released last year
NOV	1,068	953	231	252
DEC	1,032	947	231	268
JAN	1,259	1,093	247	218

Pretrial Bail and Probation Caseload

	Pretrial bail case starts	Client supv. starts	Split sentence starts	Pretrial bail cases*
NOV	2,408	1,219	290	13,257
DEC	2,253	1,179	257	13,264
JAN '24		1,459	302	13,354
JAN '23	2,461	1,706	310	13,480

* Reflects open cases as of the first of the month.

Ed. Note: January 2024 pretrial bail case starts unavailable at the time of publication and will be updated in the future.



Department of Correction

Monthly Totals

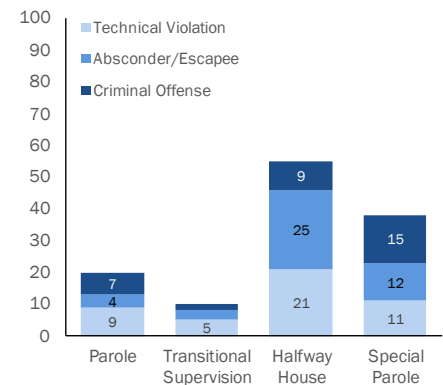
	2023	2023	2024	2023	% Change	
	NOV	DEC	JAN	JAN	Monthly	Annual
Admissions						
Federal/Other	34	31	29	47	-6.5%	-38.3%
Remands	116	113	124	107	9.7%	15.9%
DUI	6	3	0	4	-100.0%	-100.0%
Transfer Parole	1	1	1	0	0.0%	-
Parole	21	15	20	20	33.3%	0.0%
Trans Plac/Furlough	0	0	0	2	-	-100.0%
Halfway House	44	35	55	29	57.1%	89.7%
Transitional Supervision	12	13	10	12	-23.1%	-16.7%
Special Parole	32	46	38	40	-17.4%	-5.0%
New Sentence	172	103	259	277	151.5%	-6.5%
Violation of Parole	44	27	67	54	148.1%	24.1%
Pretrial	1,068	1,032	1,259	1,020	22.0%	23.4%
Total	1,390	1,279	1,671	1,451	30.6%	15.2%
Releases and discharges						
Transfer Parole	6	12	7	12	-41.7%	-41.7%
Parole	43	47	50	65	6.4%	-23.1%
Furlough	1	3	3	28	0.0%	-89.3%
Trans. Placement	5	5	15	8	200.0%	87.5%
Home Confinement DUI	24	23	24	21	4.3%	14.3%
Halfway House	129	99	123	124	24.2%	-0.8%
Transitional Supervision	100	107	102	90	-4.7%	13.3%
Special Parole	78	49	59	47	20.4%	25.5%
Nursing home	0	0	0	0	-	-
End of Sentence	426	407	437	381	7.4%	14.7%
Total	812	752	820	776	9.0%	5.7%
Pretrial Releases*						
From Court	362	365	429	343	17.5%	25.1%
Release to Bond	360	339	324	316	-4.4%	2.5%

* Totals reflect events, not individual offenders

Pretrial Admissions, New to DOC:

	NOV 2023	DEC 2023	JAN 2024	JAN 2023
Arraignments	2,475	2,398	2,864	2,533
Pretrial Admits	1,068	1,032	1,259	1,020
New to DOC	316	294	330	242
% New	30%	28%	26%	24%

Remands from Community Release



Board of Pardons and Paroles

Parole Hearings: New Cases

	Parole hearings	Paroles granted	Grant rate	Granted: prior year	Granted: two years prior
NOV	90	56	62%	48	47
DEC	93	53	57%	44	51
JAN	86	48	56%	44	37

Other BOPP Actions

	Reparole from revocation	Early Termination		Special parole discharges	Transfer parole approvals
		Discretionary parole	Special parole		
NOV	46	5	10	14	15
DEC	34	0	5	20	8
JAN '24	40	2	7	17	2
JAN '23	35	4	7	21	13

DOC: Community Release Unit

Case Reviews and Release Metrics

	Cases reviewed	Approved	Denied	Continued	Approval rate
NOV	519	275	27	113	53%
DEC	481	266	32	98	55%
JAN '24	550	281	46	110	51%
JAN '23	461	227	49	96	49%

Monthly data sources: CRMVS via CJIS (arrests), JB CSSD (court and probation figures), BOPP and the DOC.

This report produced by the [Criminal Justice Policy & Planning Division Research Unit](#) at:

The Connecticut Office of Policy and Management
450 Capitol Avenue, Hartford CT, 06106

