

MONTHLY INDICATORS REPORT

Summary of Connecticut Criminal Justice System Trends

Key Metrics

(Percent change from prior month)

March Monthly Totals

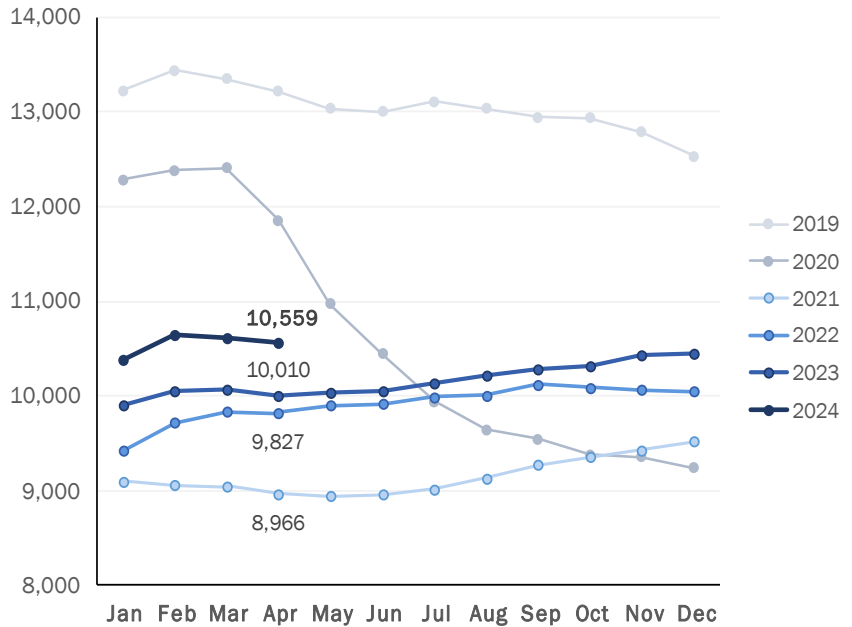
- Criminal Arrests:**
8,002 ↑ (+11.5%)
- Arraignments:**
2,368 ↓ (-2.0%)
- DOC Admissions:**
1,327 ↔ (-0.5%)
- DOC Releases & Discharges:**
848 ↑ (+8.4%)

April 1 Counts

- DOC Facility:**
10,559 ↔ (-0.6%)
- Pretrial:
3,500 ↓ (-2.5%)
- Sentenced:
6,719 ↔ (0.0%)
- DOC Community Supervision:**
2,958 ↔ (-0.3%)

First-of-the-Month DOC Facility Population

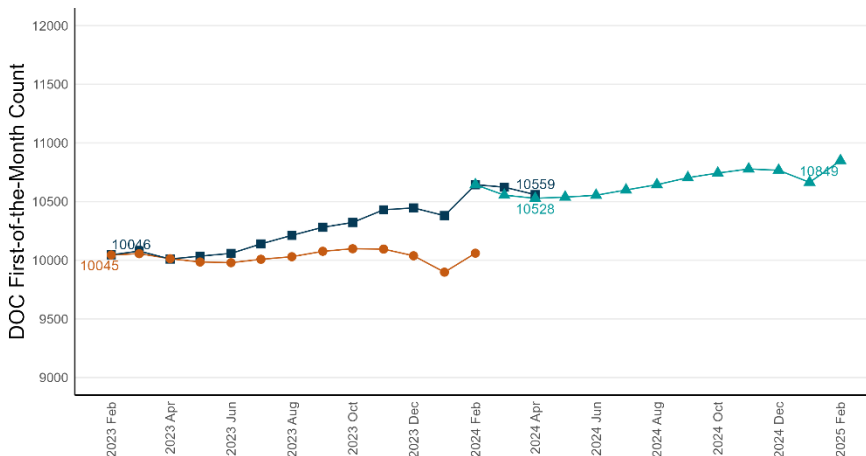
A comparison of up to five years shown by month



Note: To better illustrate changes, the Y-axis does not begin at zero.

Correction Population Forecast

Forecast period: March 2024 – February 2025



Note: To better illustrate changes, the Y-axis does not begin at zero.

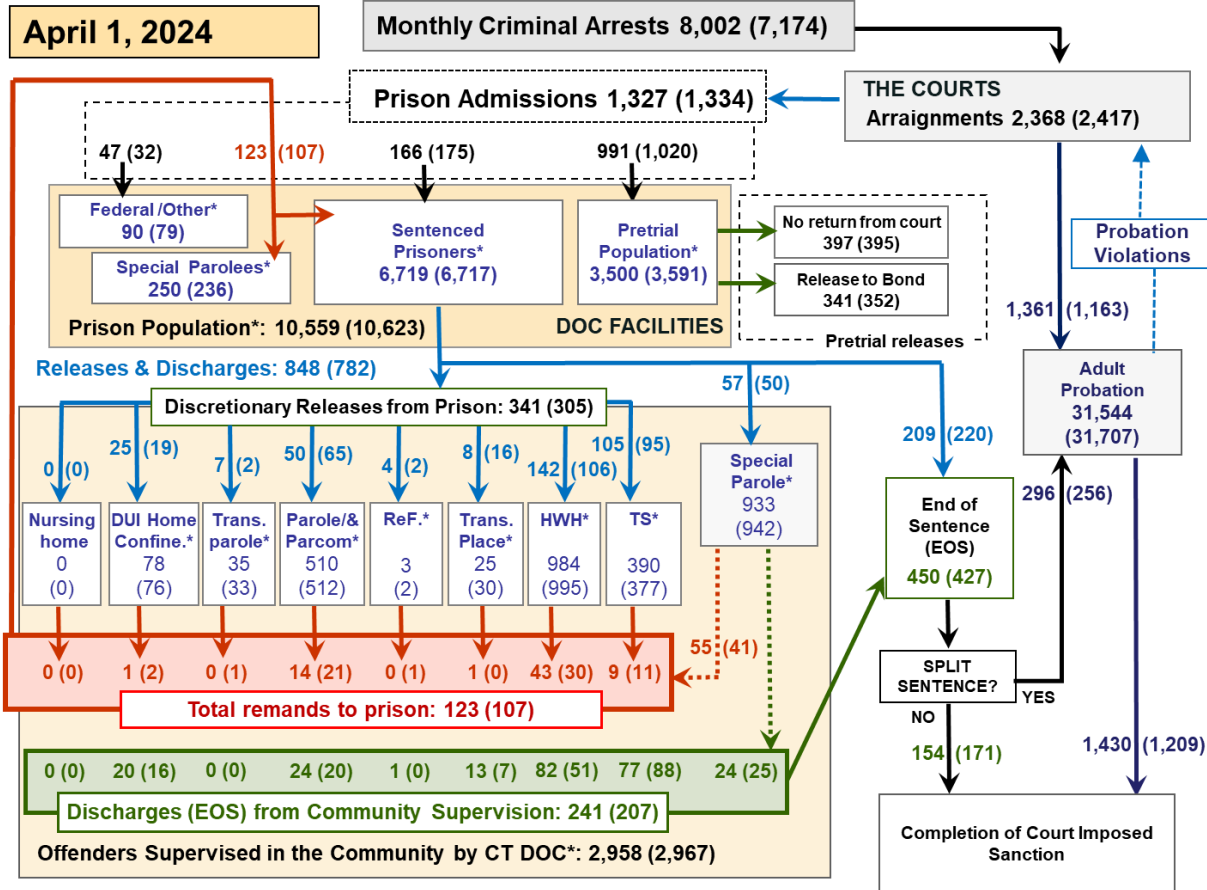
WEEK OF APRIL 1, 2024

- **OPM Population Estimate:**
10,528
- **DOC Facility Count:**

March 1	10,559
First Week Avg.	10,546
- **Difference from OPM Forecast:**
 - First of the Month
31 **0.3%**
 - First Week Avg.
18 **0.2%**

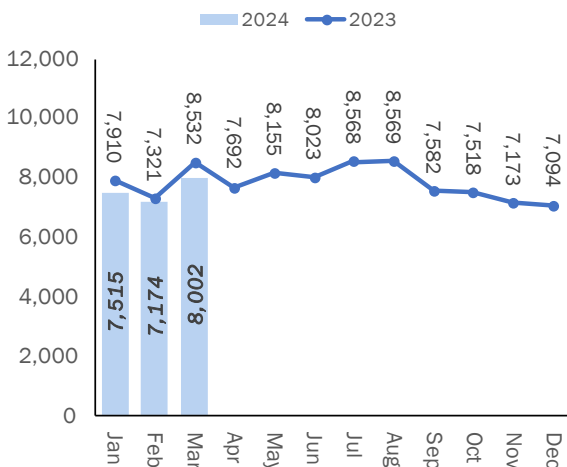


Criminal Justice System Monthly Counts & Flow Chart



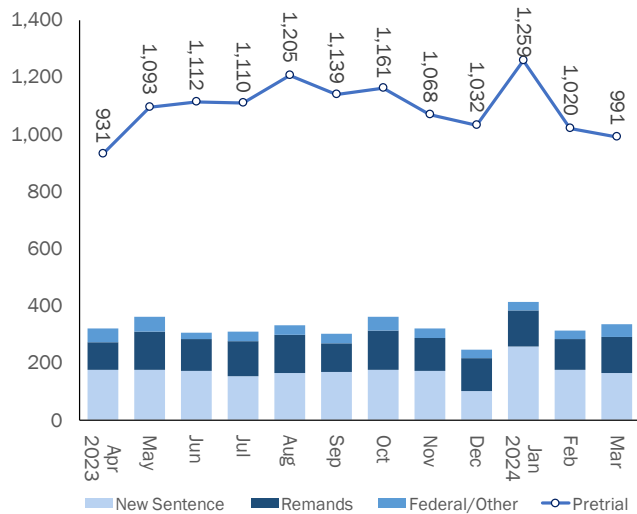
This flowchart contains monthly operations data for March 2024 and daily counts reported on April 1, 2024. Asterisks (*) indicate the daily count on April 1. Figures from last month are enclosed by parentheses.

Statewide Arrests: 2023 & 2024



Note: Data in the chart above show new case starts in the state Criminal Motor Vehicle System (CRMVS).

Monthly DOC Admissions: 2023 & 2024

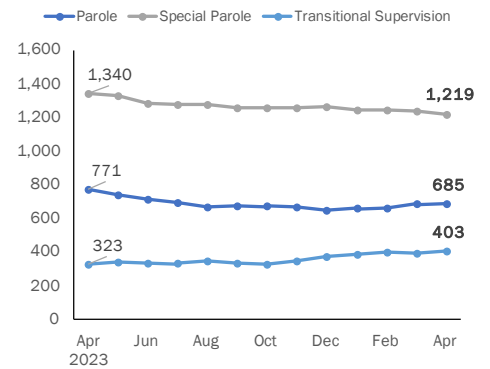


Department of Correction

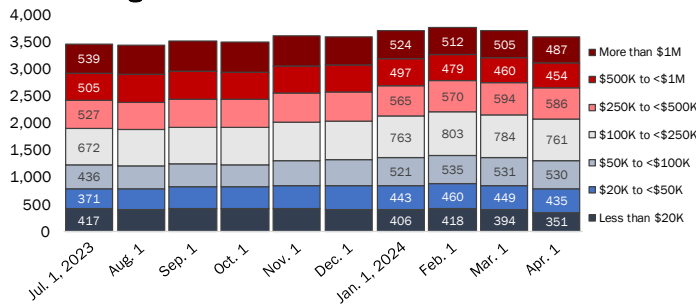
First-of-the-Month Totals

	2024 Feb. 1	2024 Mar. 1	2024 Apr. 1	2023 Apr. 1	% Change Monthly	% Change Annual
DOC Facilities						
Federal/Other	76	79	90	100	13.9%	-10.0%
Sentenced	6,690	6,717	6,719	6,277	0.0%	7.0%
Special Parole	233	236	250	253	5.9%	-1.2%
Pretrial	3,645	3,591	3,500	3,380	-2.5%	3.6%
Total	10,644	10,623	10,559	10,010	-0.6%	5.5%
DOC Community						
Transfer Parole	40	33	35	34	6.1%	2.9%
Parole/ Parcom Total	497	512	510	603	-0.4%	-15.4%
Parole	376	388	385	451	-0.8%	-14.6%
Parcom @ CT	121	124	125	152	0.8%	-17.8%
Furlough	1	2	3	29	50.0%	-89.7%
Trans Placement	21	30	25	33	-16.7%	-24.2%
DUI/Home confine.	78	76	78	80	2.6%	-2.5%
Halfway House Total	994	995	984	1,020	-1.1%	-3.5%
Comm Release	521	513	504	498	-1.8%	1.2%
Transitional Supervision	10	12	13	13	8.3%	0.0%
Parole	166	172	175	168	1.7%	4.2%
Transfer Parole	7	4	6	21	50.0%	-71.4%
Special Parole	290	294	286	320	-2.7%	-10.6%
Transitional Supervision	388	377	390	310	3.4%	25.8%
Nursing home	0	0	0	0	-	-
Special Parole	956	942	933	1,020	-1.0%	-8.5%
Total	2,975	2,967	2,958	3,129	-0.3%	-5.5%

DOC Community Supervision: First-of-the-Month Totals



Bond Ranges for Pretrial Detainees

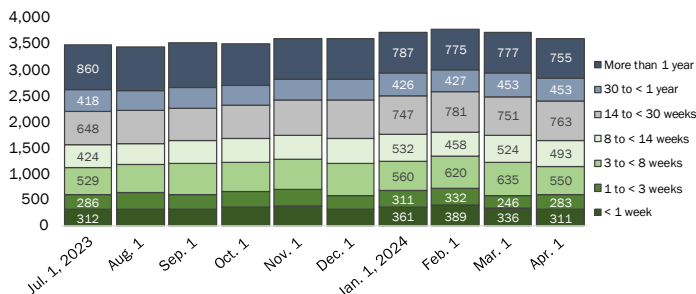


Judicial Branch Court Support Services Division

The Jail Reinterview Program

	Pretrial admissions	Offender interviews	Offenders released	Released last year
JAN	1,259	1,093	247	218
FEB	1,020	968	251	225
MAR	991	887	228	267

Pretrial, Weeks Held since Admission



Pretrial Bail and Probation Caseload

	Pretrial bail case starts	Client supv. starts	Split sentence starts	Pretrial bail cases*
JAN	2,700	1,459	302	13,354
FEB	2,265	1,163	256	13,383
MAR '24	2,447	1,361	296	13,384
MAR '23	2,552	1,735	301	13,436

* Reflects open cases as of the first of the month.



Department of Correction

Monthly Totals

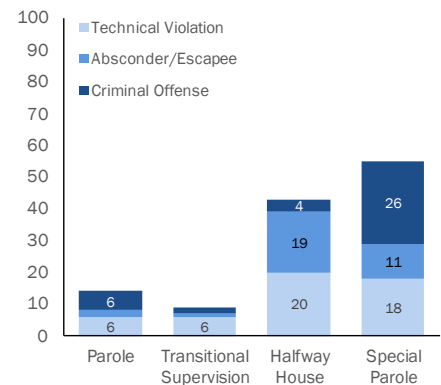
	2024	2024	2024	2023	% Change	
	JAN	FEB	MAR	MAR	Monthly	Annual
Admissions						
Federal/Other	29	32	47	50	46.9%	-6.0%
Remands	124	107	123	116	15.0%	6.0%
DUI	0	2	1	1	-50.0%	0.0%
Transfer Parole	1	1	0	0	-100.0%	-
Parole	20	21	14	20	-33.3%	-30.0%
Trans Plac/Furlough	0	1	1	0	0.0%	-
Halfway House	55	30	43	31	43.3%	38.7%
Transitional Supervision	10	11	9	12	-18.2%	-25.0%
Special Parole	38	41	55	52	34.1%	5.8%
New Sentence	259	175	166	156	-5.1%	6.4%
Violation of Parole	67	42	47	34	11.9%	38.2%
Pretrial	1,259	1,020	991	1,111	-2.8%	-10.8%
Total	1,671	1,334	1,327	1,433	-0.5%	-7.4%
Releases and discharges						
Transfer Parole	7	2	7	21	250.0%	-66.7%
Parole	50	65	50	44	-23.1%	13.6%
Furlough	3	2	4	32	100.0%	-87.5%
Trans. Placement	15	16	8	15	-50.0%	-46.7%
Home Confinement DUI	24	19	25	28	31.6%	-10.7%
Halfway House	123	106	142	121	34.0%	17.4%
Transitional Supervision	102	95	105	100	10.5%	5.0%
Special Parole	59	50	57	67	14.0%	-14.9%
Nursing home	0	0	0	0	-	-
End of Sentence	437	427	450	452	5.4%	-0.4%
Total	820	782	848	880	8.4%	-3.6%
Pretrial Releases*						
From Court	429	395	397	410	0.5%	-3.2%
Release to Bond	324	352	341	400	-3.1%	-14.8%

* Totals reflect events, not individual offenders

Pretrial Admissions, New to DOC:

	JAN 2024	FEB 2024	MAR 2024	MAR 2023
Arraignments	2,864	2,417	2,368	2,654
Pretrial Admits	1,259	1,020	991	1,111
New to DOC	330	290	263	303
% New	26%	28%	27%	27%

Remands from Community Release



Board of Pardons and Paroles

Parole Hearings: New Cases

	Parole hearings	Paroles granted	Grant rate	Granted: prior year	Granted: two years prior
JAN	86	48	56%	44	37
FEB	87	54	62%	32	43
MAR	86	43	50%	35	49

Other BOPP Actions

	Reparole from revocation	Early Termination		Special parole discharges	Transfer parole approvals
		Discretionary parole	Special parole		
JAN	40	2	7	17	2
FEB	33	6	6	16	11
MAR '24	28	13	13	18	11
MAR '23	27	8	9	23	11

DOC: Community Release Unit

Case Reviews and Release Metrics

	Cases reviewed	Approved	Denied	Continued	Approval rate
JAN	550	281	46	110	51%
FEB	500	258	36	105	52%
MAR '24	478	244	28	107	51%
MAR '23	590	317	61	119	54%

Monthly data sources: CRMVS via CJIS (arrests), JB CSSD (court and probation figures), BOPP and the DOC.

This report produced by the [Criminal Justice Policy & Planning Division Research Unit](#) at:

The Connecticut Office of Policy and Management
450 Capitol Avenue, Hartford CT, 06106

