

MONTHLY INDICATORS REPORT

Summary of Connecticut Criminal Justice System Trends

Key Metrics

(Percent change from prior month)

February Monthly Totals

Criminal Arrests:
7,174 ↓ (-4.5%)

Arraignments:
2,417 ↓ (-15.6%)

DOC Admissions:
1,334 ↓ (-20.2%)

DOC Releases & Discharges:
782 ↓ (-4.6%)

March 1 Counts

DOC Facility:
10,623 ↔ (-0.2%)

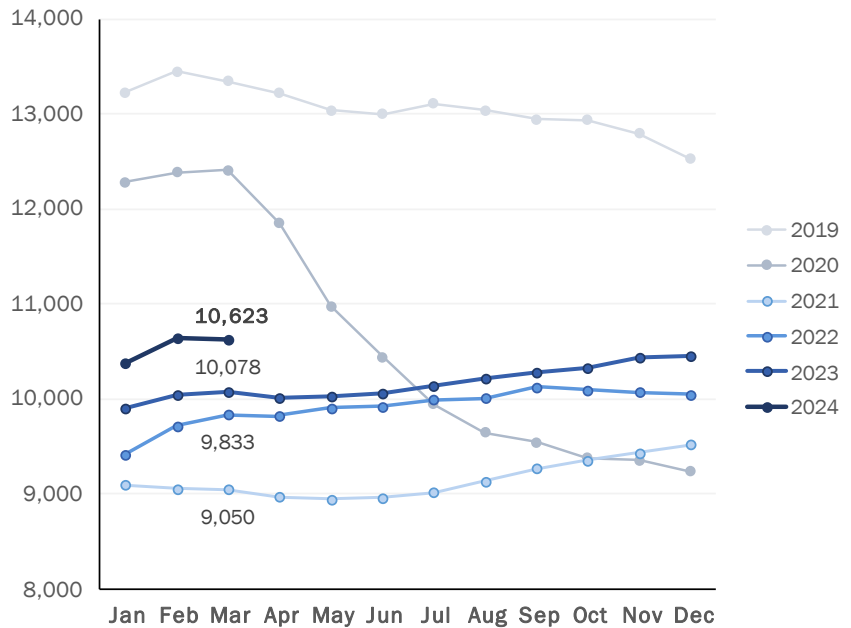
Pretrial:
3,591 ↓ (-1.5%)

Sentenced:
6,717 ↔ (+0.4%)

DOC Community Supervision:
2,967 ↔ (-0.3%)

First-of-the-Month DOC Facility Population

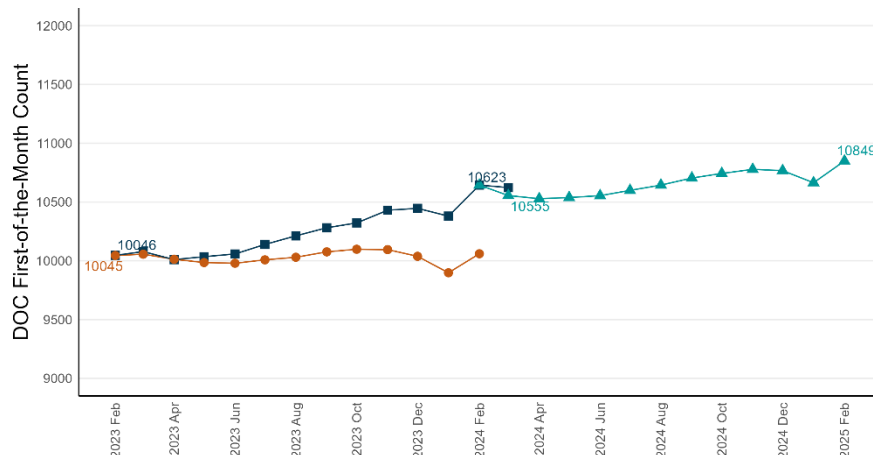
A comparison of up to five years shown by month



Note: To better illustrate changes, the Y-axis does not begin at zero.

Correction Population Forecast

Forecast period: March 2024 – February 2025



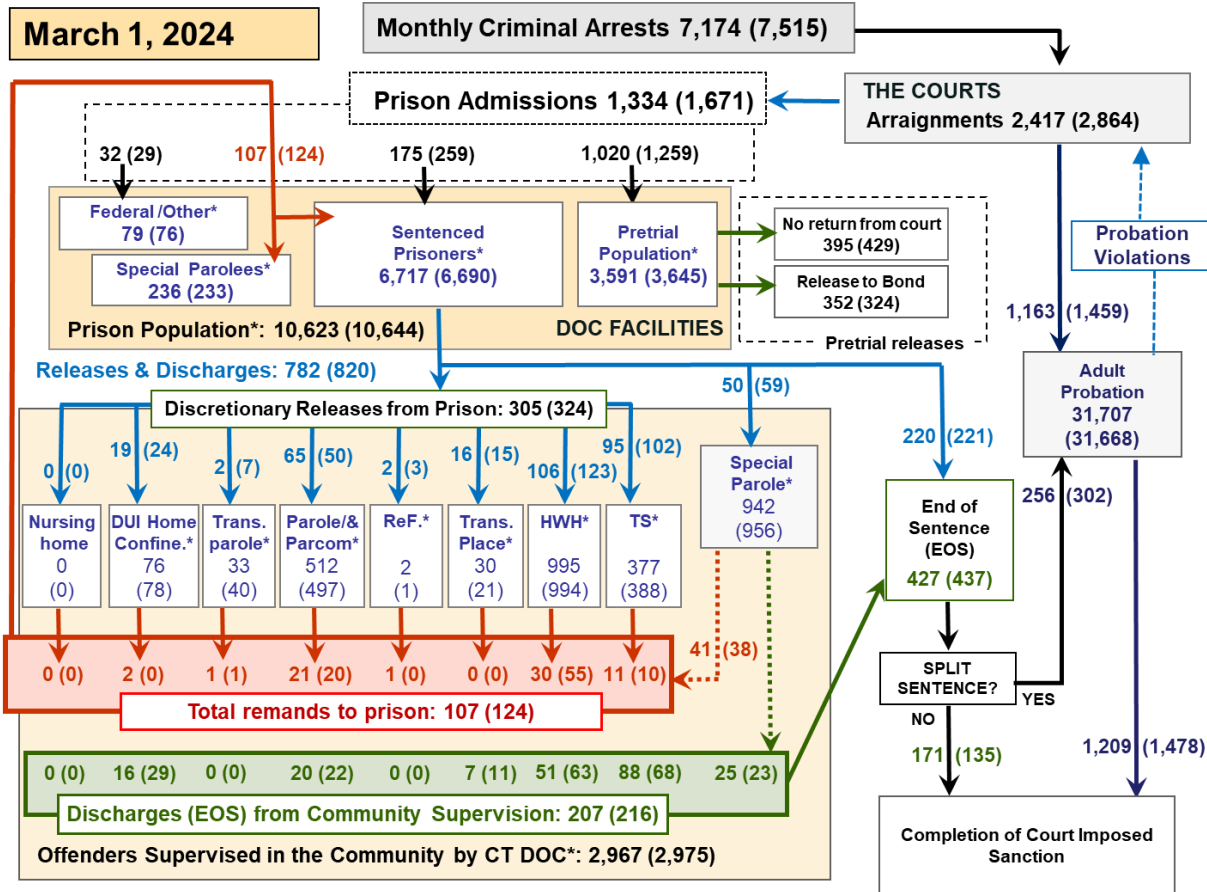
Note: To better illustrate changes, the Y-axis does not begin at zero.

WEEK OF MARCH 1, 2024

- OPM Population Estimate:**
10,555
- DOC Facility Count:**
March 1 10,623
First Week Avg. 10,619
- Difference from OPM Forecast:**
 - First of the Month 68 **0.6%**
 - First Week Avg. 64 **0.6%**

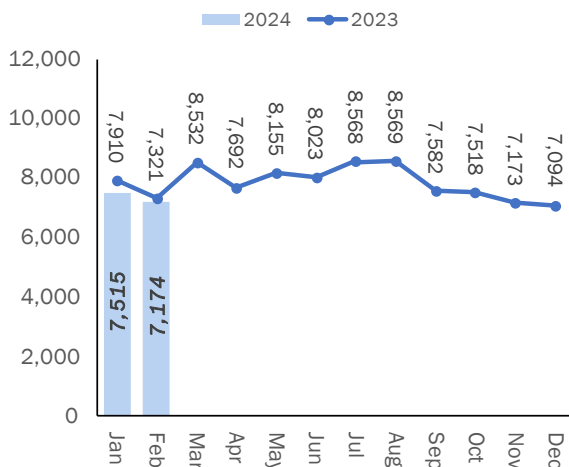


Criminal Justice System Monthly Counts & Flow Chart



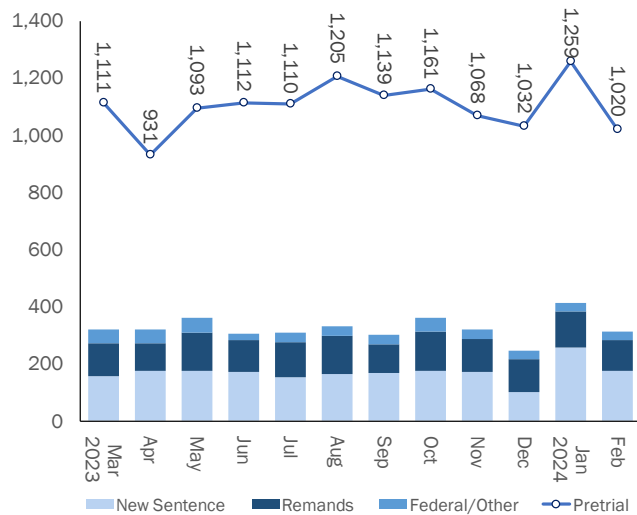
This flowchart contains monthly operations data for February 2024 and daily counts reported on March 1, 2024. Asterisks (*) indicate the daily count on March 1. Figures from last month are enclosed by parentheses.

Statewide Arrests: 2023 & 2024



Note: Data in the chart above show new case starts in the state Criminal Motor Vehicle System (CRMVS).

Monthly DOC Admissions: 2023 & 2024

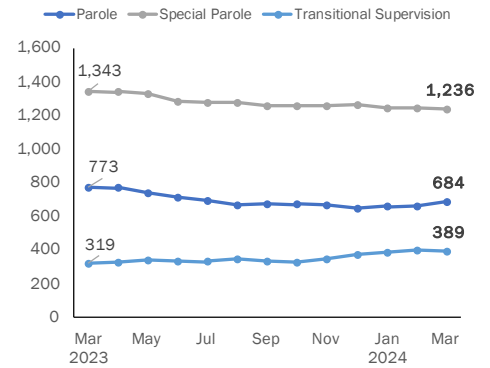


Department of Correction

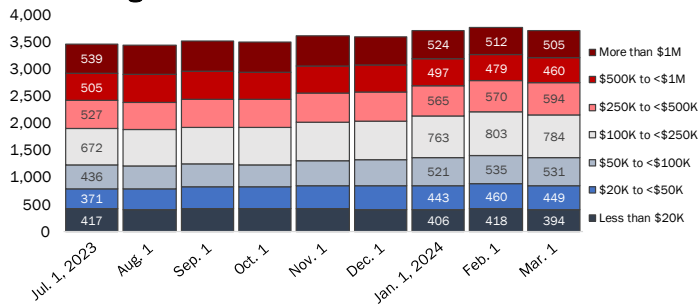
First-of-the-Month Totals

	2024 Jan. 1	2024 Feb. 1	2024 Mar. 1	2023 Mar. 1	% Change	
					Monthly	Annual
DOC Facilities						
Federal/Other	80	76	79	88	3.9%	-10.2%
Sentenced	6,520	6,690	6,717	6,293	0.4%	6.7%
Special Parole	239	233	236	248	1.3%	-4.8%
Pretrial	3,541	3,645	3,591	3,449	-1.5%	4.1%
Total	10,380	10,644	10,623	10,078	-0.2%	5.4%
DOC Community						
Transfer Parole	38	40	33	30	-17.5%	10.0%
Parole/ Parcom Total	506	497	512	603	3.0%	-15.1%
Parole	385	376	388	457	3.2%	-15.1%
Parcom @ CT	121	121	124	146	2.5%	-15.1%
Furlough	2	1	2	23	100.0%	-91.3%
Trans Placement	18	21	30	29	42.9%	3.4%
DUI/Home confine.	82	78	76	70	-2.6%	8.6%
Halfway House Total	994	994	995	1,008	0.1%	-1.3%
Comm Release	538	521	513	487	-1.5%	5.3%
Transitional Supervision	13	10	12	12	20.0%	0.0%
Parole	156	166	172	170	3.6%	1.2%
Transfer Parole	9	7	4	20	-42.9%	-80.0%
Special Parole	278	290	294	319	1.4%	-7.8%
Transitional Supervision	369	388	377	307	-2.8%	22.8%
Nursing home	0	0	0	0	-	-
Special Parole	968	956	942	1,024	-1.5%	-8.0%
Total	2,977	2,975	2,967	3,094	-0.3%	-4.1%

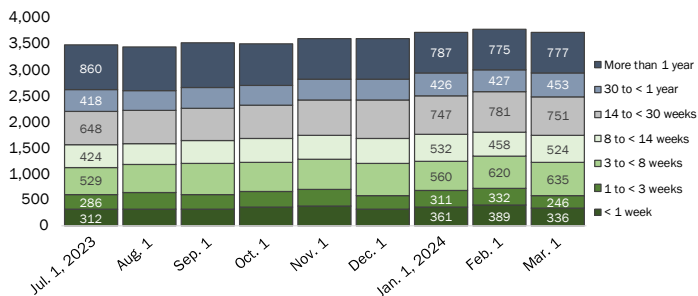
DOC Community Supervision: First-of-the-Month Totals



Bond Ranges for Pretrial Detainees



Pretrial, Weeks Held since Admission



Judicial Branch Court Support Services Division

The Jail Reinterview Program

	Pretrial admissions	Offender interviews	Offenders released	Released last year
DEC	1,032	947	231	268
JAN	1,259	1,093	247	218
FEB	1,020	968	251	225

Pretrial Bail and Probation Caseload

	Pretrial bail case starts	Client supv. starts	Split sentence starts	Pretrial bail cases*
DEC	2,253	1,179	257	13,264
JAN	2,700	1,459	302	13,354
FEB '24	2,265	1,163	256	13,383
FEB '23	2,119	1,402	263	13,400

* Reflects open cases as of the first of the month.



Department of Correction

Monthly Totals

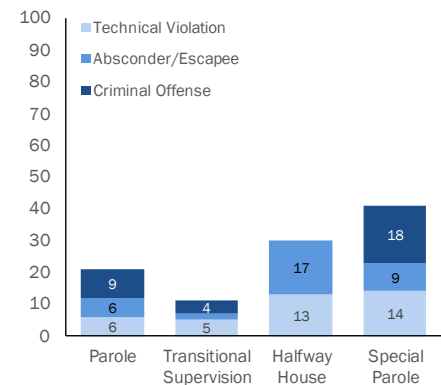
	2023	2024	2024	2023	% Change	
	DEC	JAN	FEB	FEB	Monthly	Annual
Admissions						
Federal/Other	31	29	32	27	10.3%	18.5%
Remands	113	124	107	94	-13.7%	13.8%
DUI	3	0	2	0	-	-
Transfer Parole	1	1	1	1	0.0%	0.0%
Parole	15	20	21	16	5.0%	31.3%
Trans Plac/Furlough	0	0	1	2	-	-50.0%
Halfway House	35	55	30	32	-45.5%	-6.3%
Transitional Supervision	13	10	11	9	10.0%	22.2%
Special Parole	46	38	41	34	7.9%	20.6%
New Sentence	103	259	175	174	-32.4%	0.6%
Violation of Parole	27	67	42	40	-37.3%	5.0%
Pretrial	1,032	1,259	1,020	918	-19.0%	11.1%
Total	1,279	1,671	1,334	1,213	-20.2%	10.0%
Releases and discharges						
Transfer Parole	12	7	2	9	-71.4%	-77.8%
Parole	47	50	65	48	30.0%	35.4%
Furlough	3	3	2	20	-33.3%	-90.0%
Trans. Placement	5	15	16	2	6.7%	700.0%
Home Confinement DUI	23	24	19	18	-20.8%	5.6%
Halfway House	99	123	106	98	-13.8%	8.2%
Transitional Supervision	107	102	95	81	-6.9%	17.3%
Special Parole	49	59	50	60	-15.3%	-16.7%
Nursing home	0	0	0	0	-	-
End of Sentence	407	437	427	386	-2.3%	10.6%
Total	752	820	782	722	-4.6%	8.3%
Pretrial Releases*						
From Court	365	429	395	303	-7.9%	30.4%
Release to Bond	339	324	352	324	8.6%	8.6%

* Totals reflect events, not individual offenders

Pretrial Admissions, New to DOC:

	DEC 2023	JAN 2024	FEB 2024	FEB 2023
Arraignments	2,398	2,864	2,417	2,103
Pretrial Admits	1,032	1,259	1,020	918
New to DOC	294	330	290	245
% New	28%	26%	28%	27%

Remands from Community Release



Board of Pardons and Paroles

Parole Hearings: New Cases

	Parole hearings	Paroles granted	Grant rate	Granted: prior year	Granted: two years prior
DEC	93	53	57%	44	51
JAN	86	48	56%	44	37
FEB	87	54	62%	32	43

Other BOPP Actions

	Reparole from revocation	Early Termination		Special parole discharges	Transfer parole approvals
		Discretionary parole	Special parole		
DEC	34	0	5	20	8
JAN	40	2	7	17	2
FEB '24	33	6	6	16	11
FEB '23	39	3	4	10	14

DOC: Community Release Unit

Case Reviews and Release Metrics

	Cases reviewed	Approved	Denied	Continued	Approval rate
DEC	481	266	32	98	55%
JAN	550	281	46	110	51%
FEB '24	500	258	36	105	52%
FEB '23	425	202	36	111	48%

Monthly data sources: CRMVS via CJIS (arrests), JB CSSD (court and probation figures), BOPP and the DOC.

This report produced by the [Criminal Justice Policy & Planning Division Research Unit](#) at:

The Connecticut Office of Policy and Management
450 Capitol Avenue, Hartford CT, 06106

