

MONTHLY INDICATORS REPORT

Summary of Connecticut Criminal Justice System Trends

Key Metrics

(Percent change from prior month)

October Monthly Totals

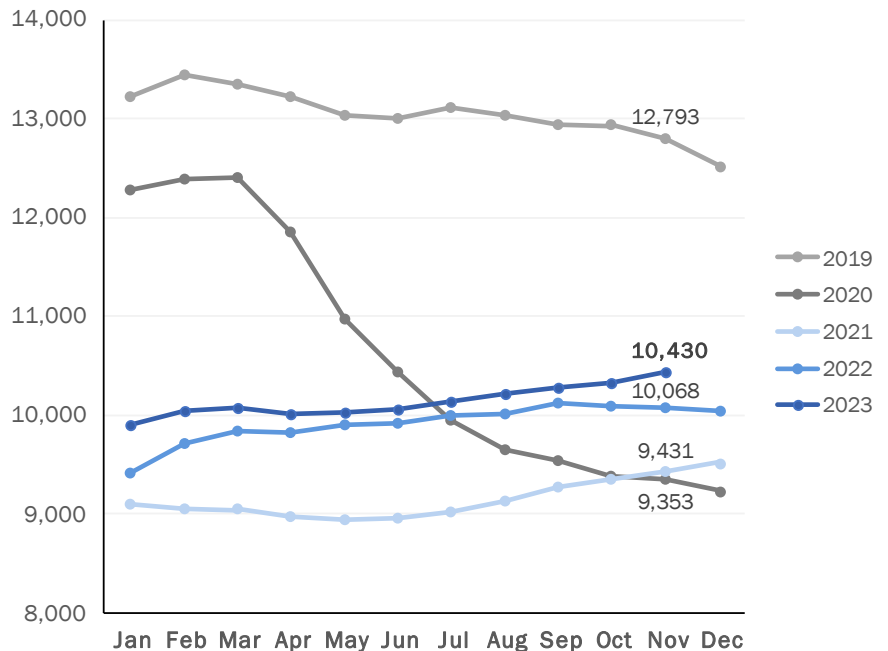
- Criminal Arrests:**
7,518 ↔ (-0.8%)
- Arraignments:**
2,757 ↑ (+8.4%)
- DOC Admissions:**
1,523 ↑ (+5.8%)
- DOC Releases & Discharges:**
792 ↔ (-0.4%)

November 1 Counts

- DOC Facility:**
10,430 ↑ (+1.0%)
- Pretrial:
3,476 ↑ (+1.2%)
- Sentenced:
6,616 ↔ (+0.9%)
- DOC Community Supervision:**
2,937 ↔ (-0.1%)

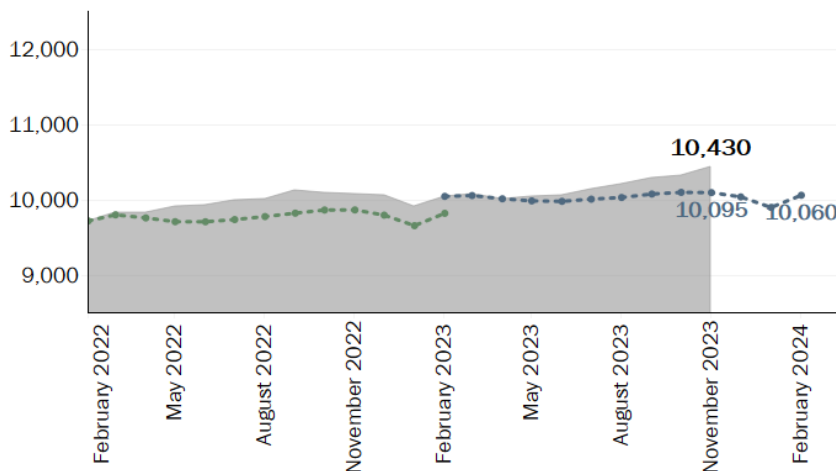
First-of-the-Month DOC Facility Population

A comparison of up to five years shown by month



Correction Population Forecast

Forecast period: March 2023 – February 2024

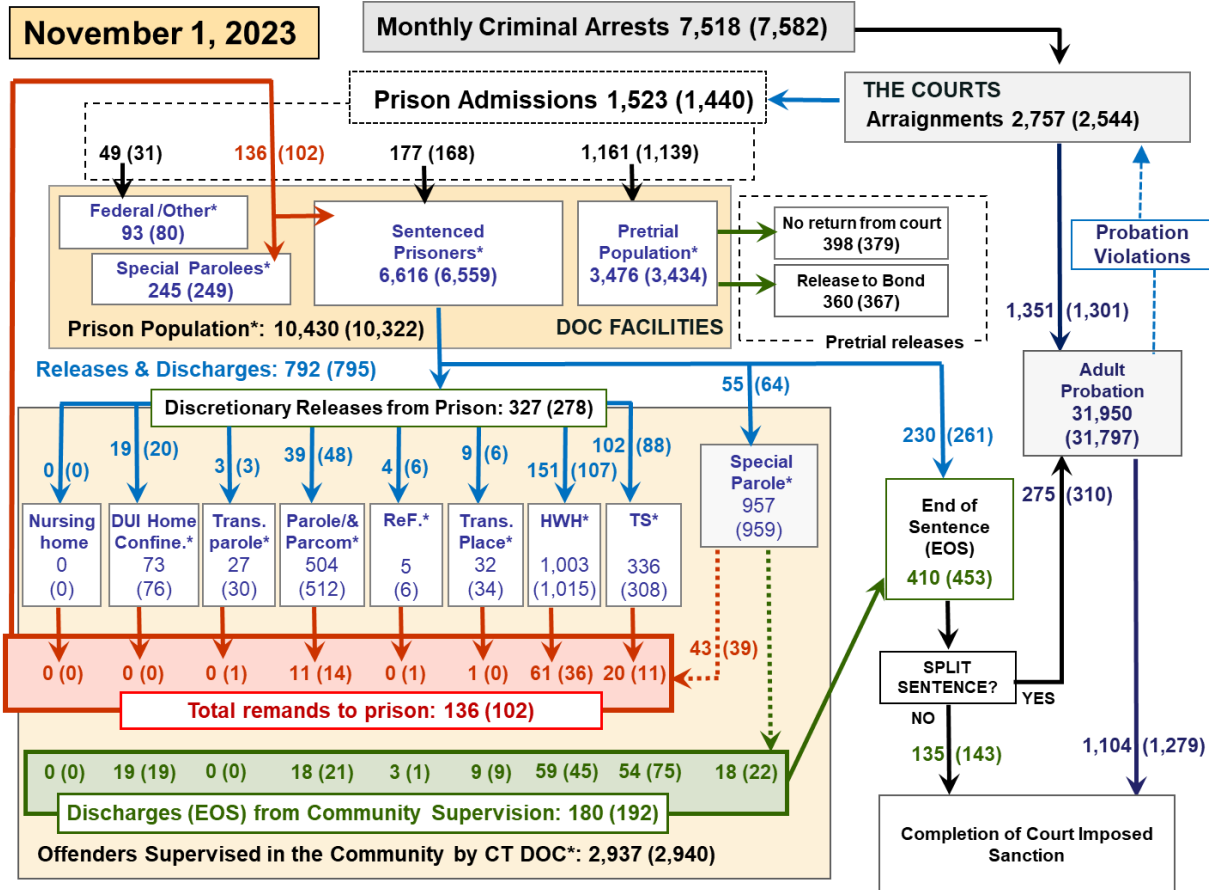


WEEK OF NOVEMBER 1, 2023

- **OPM Population Estimate:**
10,095
- **DOC Facility Count:**
November 1 10,430
First Week Avg. 10,431
- **Difference from OPM Forecast:**
 - First of the Month 335 3.3%
 - First Week Avg. 336 3.3%

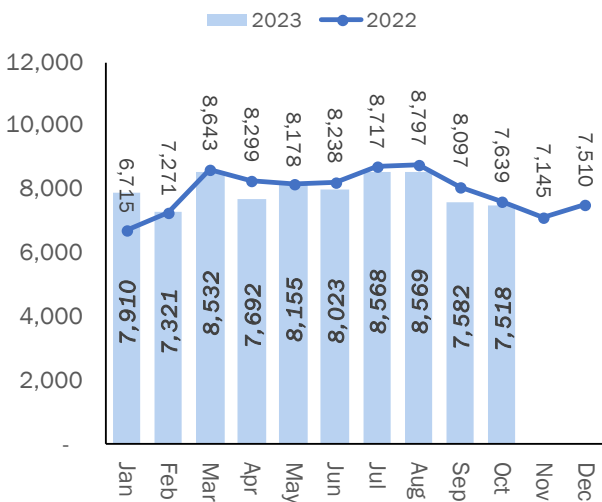


Criminal Justice System Monthly Counts & Flow Chart

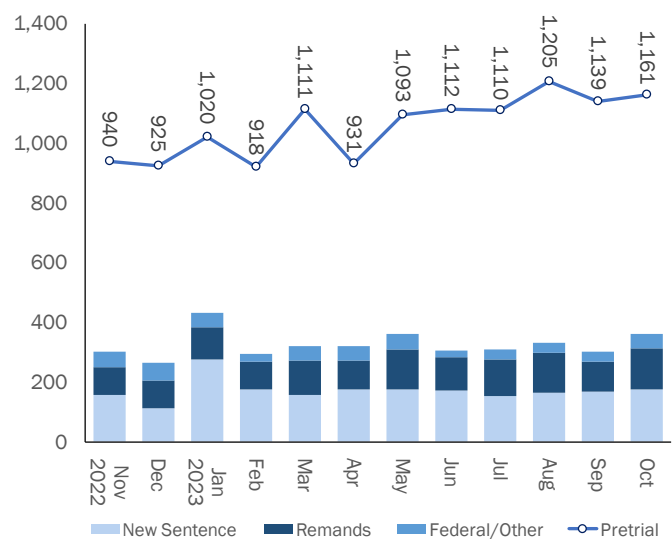


This flowchart contains monthly operations data for October 2023 and daily counts reported on November 1, 2023. Asterisks (*) indicate the daily count on November 1. Figures from last month are enclosed by parentheses.

Statewide Arrests: 2022 & 2023



Monthly DOC Admissions: 2022 & 2023



Note: Data in the chart above show new case starts in the state Criminal Motor Vehicle System (CRMVS).

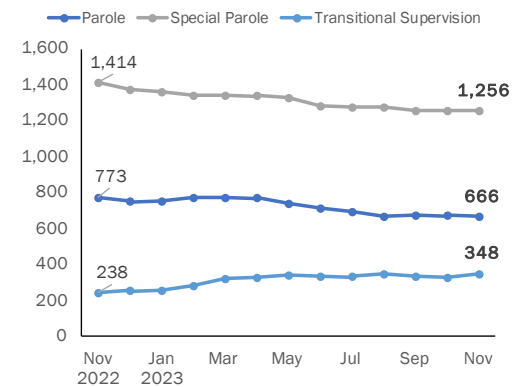


Department of Correction

First-of-the-Month Totals

	2023 Sep. 1	2023 Oct. 1	2023 Nov. 1	2022 Nov. 1	% Change	
					Monthly	Annual
DOC Facilities						
Federal/Other	88	80	93	112	16.3%	-17.0%
Sentenced	6,567	6,559	6,616	6,129	0.9%	7.9%
Special Parole	260	249	245	268	-1.6%	-8.6%
Pretrial	3,366	3,434	3,476	3,559	1.2%	-2.3%
Total	10,281	10,322	10,430	10,068	1.0%	3.6%
DOC Community						
Transfer Parole	30	30	27	27	-10.0%	0.0%
Parole/ Parcom Total	519	512	504	619	-1.6%	-18.6%
Parole	391	384	378	472	-1.6%	-19.9%
Parcom @ CT	128	128	126	147	-1.6%	-14.3%
Furlough	2	6	5	44	-16.7%	-88.6%
Trans Placement	34	34	32	47	-5.9%	-31.9%
DUI/Home confine.	76	76	73	75	-3.9%	-2.7%
Halfway House Total	1,010	1,015	1,003	904	-1.2%	11.0%
Comm Release	530	532	519	416	-2.4%	24.8%
Transitional Supervision	18	16	12	8	-25.0%	50.0%
Parole	156	158	162	154	2.5%	5.2%
Transfer Parole	14	12	11	17	-8.3%	-35.3%
Special Parole	292	297	299	309	0.7%	-3.2%
Transitional Supervision	313	308	336	230	9.1%	46.1%
Nursing home	0	0	0	0	-	-
Special Parole	964	959	957	1,105	-0.2%	-13.4%
Total	2,948	2,940	2,937	3,051	-0.1%	-3.7%

DOC Community Supervision: First-of-the-Month Totals



Bond Ranges for Pretrial Detainees

Bond amount	Sep. 1, 2023	Oct. 1, 2023	Nov. 1, 2023	Nov. 1, 2022
Less than \$20K	418	415	429	395
\$20K to < \$50K	408	411	419	438
\$50K to < \$100K	423	413	466	483
\$100K or higher	2,277	2,268	2,296	2,387
Persons w/bonds	3,526	3,507	3,610	3,703
Over \$1M	555	553	542	486

Pretrial, Weeks Held since Admission

Weeks since last DOC admit	Sep. 1, 2023	Oct. 1, 2023	Nov. 1, 2023	Nov. 1, 2022
< 1 week	316	361	375	314
1 to < 3 weeks	276	300	315	256
3 to < 10 weeks	764	725	749	688
10 to < 30 weeks	912	926	991	1,035
30 wks or more	1,262	1,198	1,185	1,413
Pretrial prisoners	3,530	3,510	3,615	3,706

Judicial Branch Court Support Services Division

The Jail Reinterview Program

	Pretrial admissions	Offender interviews	Offenders released	Released last year
AUG	1,205	1,113	265	290
SEP	1,139	1,049	253	269
OCT	1,161	1,049	252	240

Pretrial Bail and Probation Caseloads

	Pretrial bail case starts	Client supv. starts	Split sentence starts	Pretrial bail cases*
AUG	2,748	1,386	273	12,992
SEP	2,415	1,301	310	13,009
OCT '23	2,661	1,351	275	13,089
OCT '22	2,305	1,520	235	13,881

* Reflects open cases as of the first of the month.



Department of Correction

Monthly Totals

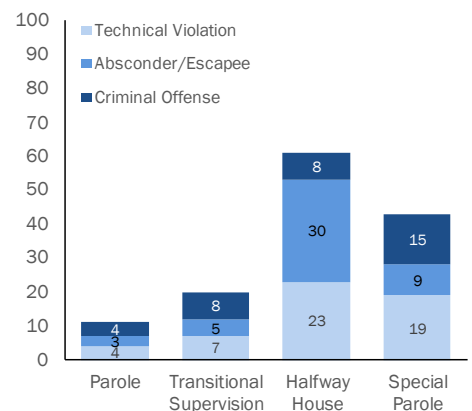
	2023	2023	2023	2022	% Change	
	AUG	SEP	OCT	OCT	Monthly	Annual
Admissions						
Federal/Other	34	31	49	56	58.1%	-12.5%
Remands	134	102	136	95	33.3%	43.2%
DUI	4	0	0	2	-	-100.0%
Transfer Parole	1	1	0	1	-100.0%	-100.0%
Parole	21	14	11	18	-21.4%	-38.9%
Trans Plac/Furlough	0	1	1	0	0.0%	-
Halfway House	46	36	61	26	69.4%	134.6%
Transitional Supervision	11	11	20	8	81.8%	150.0%
Special Parole	51	39	43	40	10.3%	7.5%
New Sentence	164	168	177	164	5.4%	7.9%
Violation of Parole	40	33	48	30	45.5%	60.0%
Pretrial	1,205	1,139	1,161	932	1.9%	24.6%
Total	1,537	1,440	1,523	1,247	5.8%	22.1%
Releases and discharges						
Transfer Parole	5	3	3	11	0.0%	-72.7%
Parole	55	48	39	36	-18.8%	8.3%
Furlough	2	6	4	30	-33.3%	-86.7%
Trans. Placement	13	6	9	17	50.0%	-47.1%
Home Confinement DUI	15	20	19	23	-5.0%	-17.4%
Halfway House	159	107	151	125	41.1%	20.8%
Transitional Supervision	86	88	102	63	15.9%	61.9%
Special Parole	57	64	55	62	-14.1%	-11.3%
Nursing home	0	0	0	0	-	-
End of Sentence	436	453	410	381	-9.5%	7.6%
Total	828	795	792	748	-0.4%	5.9%
Pretrial Releases*						
From Court	399	379	398	334	5.0%	19.2%
Release to Bond	427	367	360	319	-1.9%	12.9%

* Totals reflect events, not individual offenders

Pretrial Admissions, New to DOC:

	AUG 2023	SEP 2023	OCT 2023	OCT 2022
Arraignments	2,815	2,544	2,757	2,282
Pretrial Admits	1,205	1,139	1,161	932
New to DOC	339	279	315	236
% New	28%	24%	27%	25%

Remands from Community Release



Board of Pardons and Paroles

Parole Hearings: New Cases

	Parole hearings	Paroles granted	Grant rate	Granted: prior year	Granted: two years prior
AUG	74	40	54%	50	57
SEP	98	46	47%	27	52
OCT	90	50	56%	67	49

Other BOPP Actions

	Reparole from revocation	Early Termination		Special parole discharges	Transfer parole approvals
		Discretionary parole	Special parole		
AUG	43	0	11	23	3
SEP	35	2	6	27	4
OCT '23	38	3	1	12	4
OCT '22	50	13	24	14	25

DOC: Community Release Unit

Case Reviews and Release Metrics

	Cases reviewed	Approved	Denied	Continued	Approval rate
AUG	602	292	41	163	49%
SEP	425	229	23	95	54%
OCT '23	565	284	33	150	50%
OCT '22	502	236	36	137	47%

Monthly data sources: CRMVS via CJIS (arrests), JB CSSD (court and probation figures), BOPP and the DOC.

This report produced by the [Criminal Justice Policy & Planning Division Research Unit](#) at:

The Connecticut Office of Policy and Management
450 Capitol Avenue, Hartford CT, 06106

