

MONTHLY INDICATORS REPORT

Summary of Connecticut Criminal Justice System Trends

Key Metrics

(Percent change from prior month)

April Monthly Totals

Criminal Arrests:
7,692 ↓ (-9.8%)

Arraignments:
2,261 ↓ (-14.8%)

DOC Admissions:
1,252 ↓ (-12.6%)

DOC Releases & Discharges:
700 ↓ (-20.5%)

May 1 Counts

DOC Facility:
10,035 ↔ (+0.2%)

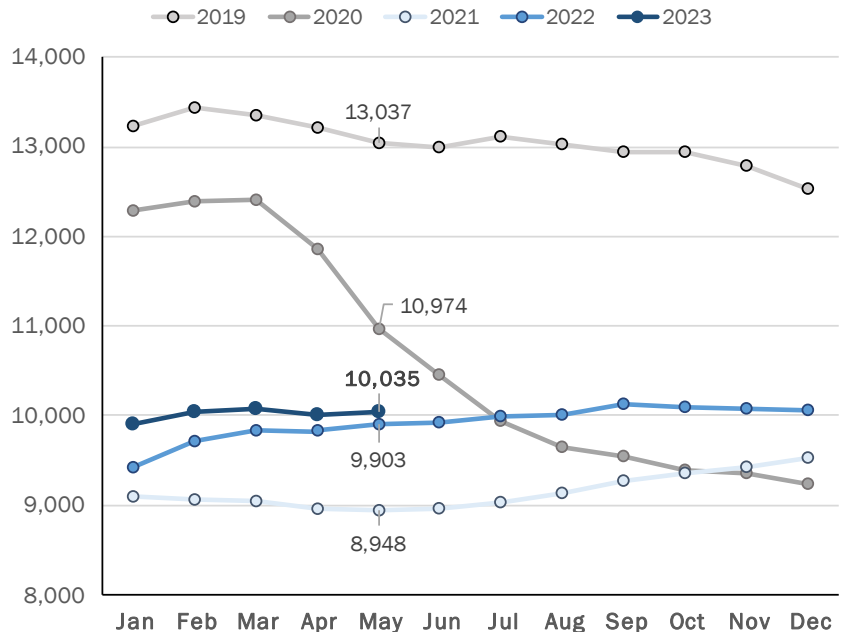
Pretrial:
3,374 ↔ (-0.2%)

Sentenced:
6,324 ↔ (+0.7%)

DOC Community Supervision:
3,121 ↔ (-0.3%)

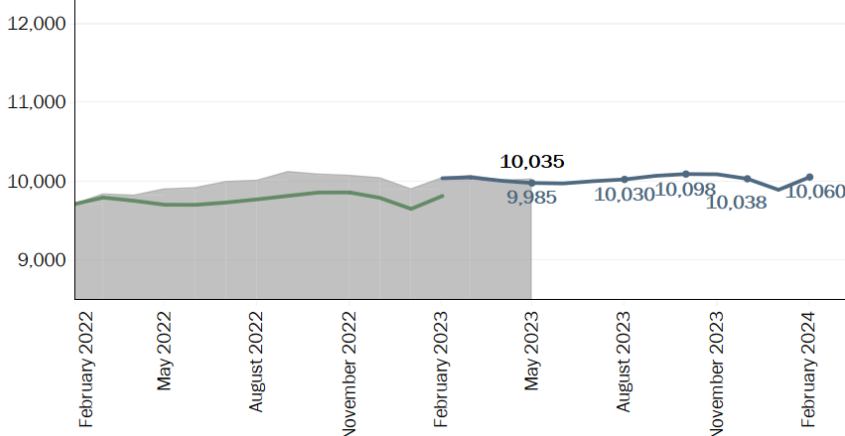
First-of-the-Month DOC Facility Population

A comparison of up to five years shown by month



Correction Population Forecast

Forecast period: March 2023 – February 2024



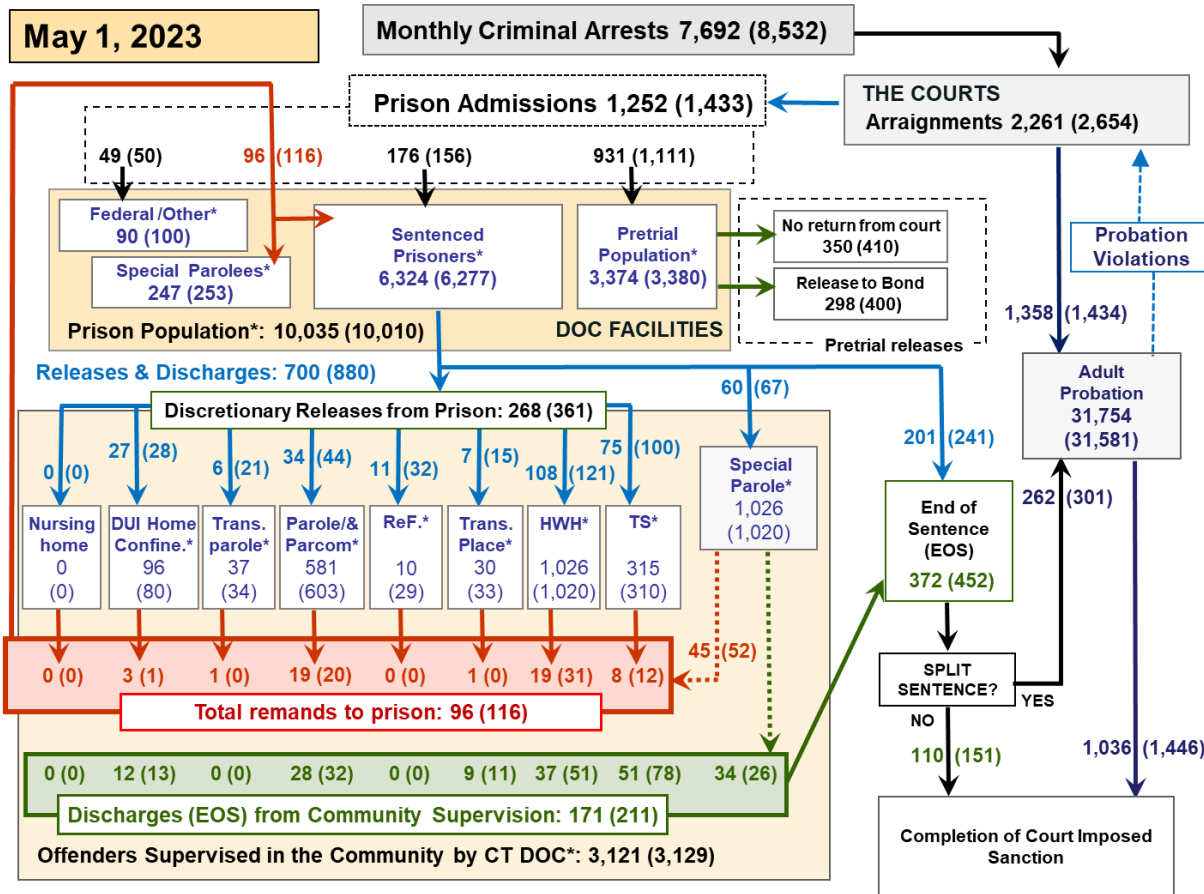
WEEK OF MAY 1, 2023

- **OPM Population Estimate:**
9,985
- **DOC Facility Count:**

May 1	10,035
First Week Avg.	10,048
- **Difference from OPM Forecast:**
 - First of the Month
50 **0.5%**
 - First Week Avg.
63 **0.6%**

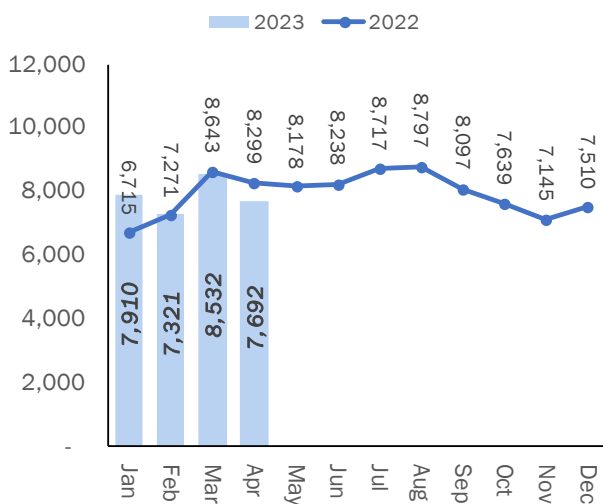


Criminal Justice System Monthly Counts & Flow Chart



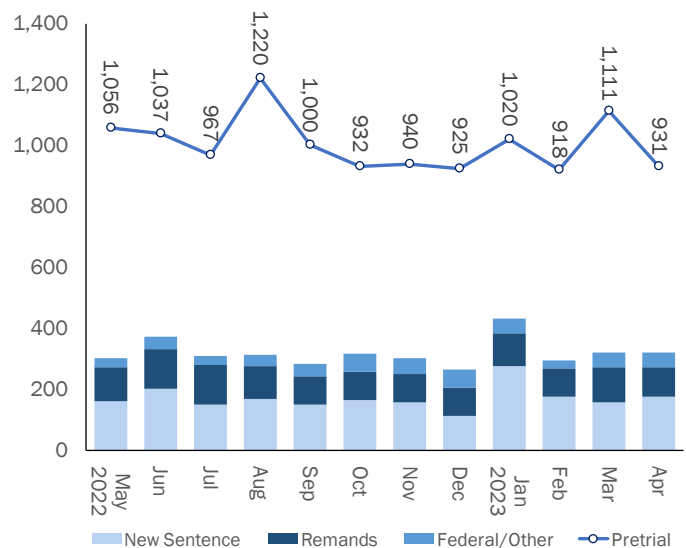
This flowchart contains monthly operations data for April 2023 and daily counts reported on May 1, 2023. Asterisks (*) indicate the daily count on May 1. Figures from last month are enclosed by parentheses.

Statewide Arrests: 2022 & 2023



Note: Data in the chart above show new case starts in the state Criminal Motor Vehicle System (CRMVS).

Monthly DOC Admissions: 2022 & 2023

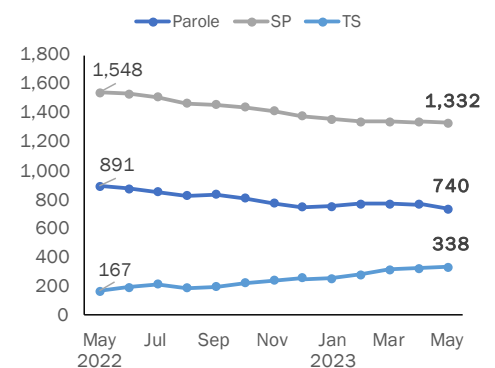


Department of Correction

First-of-the-Month Totals

	2023 Mar. 1	2023 Apr. 1	2023 May 1	2022 May 1	% Change	
					Monthly	Annual
DOC Facilities						
Federal/Other	88	100	90	111	-10.0%	-18.9%
Sentenced	6,293	6,277	6,324	5,882	0.7%	7.5%
Special Parole	248	253	247	296	-2.4%	-16.6%
Pretrial	3,449	3,380	3,374	3,614	-0.2%	-6.6%
Total	10,078	10,010	10,035	9,903	0.2%	1.3%
DOC Community						
Transfer Parole	30	34	37	35	8.8%	5.7%
Parole/ Parcom Total	603	603	581	736	-3.6%	-21.1%
Parole	457	451	433	584	-4.0%	-25.9%
Parcom @ CT	146	152	148	152	-2.6%	-2.6%
Furlough	23	29	10	9	-65.5%	11.1%
Trans Placement	29	33	30	39	-9.1%	-23.1%
DUI/Home confine.	70	80	96	83	20.0%	15.7%
Halfway House Total	1,008	1,020	1,026	852	0.6%	20.4%
Comm Release	487	498	523	365	5.0%	43.3%
TS	12	13	23	12	76.9%	91.7%
Parole	170	168	159	155	-5.4%	2.6%
Transfer Parole	20	21	15	20	-28.6%	-25.0%
Special Parole	319	320	306	300	-4.4%	2.0%
TS	307	310	315	155	1.6%	103.2%
Nursing home	0	0	0	0	-	-
Special Parole	1,024	1,020	1,026	1,248	0.6%	-17.8%
Total	3,094	3,129	3,121	3,157	-0.3%	-1.1%

DOC Community Supervision:
First-of-the-Month Totals



Bond Ranges for Pretrial Detainees

	Mar. 1, 2023	Apr. 1, 2023	May 1, 2023	May 1, 2022
Bond amount				
Less than \$20K	433	375	384	400
\$20K to < \$50K	389	381	407	444
\$50K to < \$100K	463	422	427	557
\$100K or higher	2,311	2,319	2,281	2,355
Persons w/bonds	3,596	3,497	3,499	3,756
Over \$1M	515	548	539	439

Pretrial, Weeks held since admission

Weeks since last DOC admit	Mar. 1, 2023	Apr. 1, 2023	May 1, 2023	May 1, 2022
< 1 week	307	298	342	350
1 to < 3 weeks	277	255	279	214
3 to < 10 weeks	672	661	663	706
10 to < 30 weeks	963	897	872	994
30 wks or more	1,395	1,391	1,347	1,493
Pretrial prisoners	3,614	3,502	3,503	3,757

Judicial Branch Court Support Services Division

The Jail Reinterview Program

	Pretrial admissions	Offender interviews	Offenders released	Released last year
FEB	918	847	225	203
MAR	1,111	1,055	267	255
APR	931	889	187	217

Pretrial Bail and Probation Caseloads

	Pretrial bail case starts	Client supv. starts	Split sentence starts	Pretrial bail cases*
FEB	2,119	1,402	263	13,400
MAR	2,552	1,735	301	13,436
APR '23	2,278	1,620	262	13,366
APR '22	2,250	1,692	257	14,097

* Reflects open cases as of the first of the month.



Department of Correction

Monthly Totals

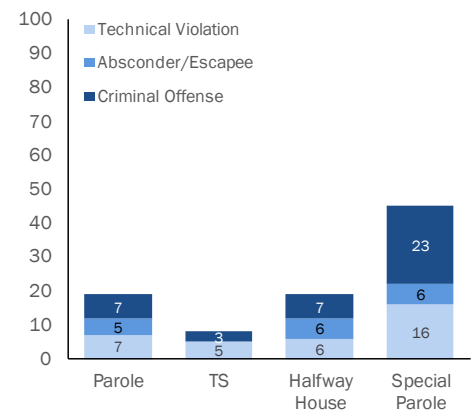
	2023	2023	2023	2022	% Change	
	FEB	MAR	APR	APR	Monthly	Annual
Admissions						
Federal/Other	27	50	49	41	-2.0%	19.5%
Remands	94	116	96	110	-17.2%	-12.7%
DUI	0	1	3	2	200.0%	50.0%
Transfer Parole	1	0	1	2	-	-50.0%
Parole	16	20	19	12	-5.0%	58.3%
Trans Plac/Furlough	2	0	1	0	-	-
HWH	32	31	19	38	-38.7%	-50.0%
TS	9	12	8	7	-33.3%	14.3%
Special Parole	34	52	45	49	-13.5%	-8.2%
New Sentence	174	156	176	179	12.8%	-1.7%
VOP	40	34	32	34	-5.9%	-5.9%
Pretrial	918	1,111	931	987	-16.2%	-5.7%
Total	1,213	1,433	1,252	1,317	-12.6%	-4.9%
Releases and discharges						
Transfer Parole	9	21	6	6	-71.4%	0.0%
Parole	48	44	34	51	-22.7%	-33.3%
Furlough	20	32	11	1	-65.6%	1000.0%
Trans. Placement	2	15	7	5	-53.3%	40.0%
Home Confinement DUI	18	28	27	26	-3.6%	3.8%
HWH	98	121	108	79	-10.7%	36.7%
TS	81	100	75	52	-25.0%	44.2%
Special Parole	60	67	60	60	-10.4%	0.0%
Nursing home	0	0	0	0	-	-
End of Sentence	386	452	372	358	-17.7%	3.9%
Total	722	880	700	638	-20.5%	9.7%
Pretrial Releases*						
From Court	303	410	350	302	-14.6%	15.9%
Release to Bond	324	400	298	370	-25.5%	-19.5%

* Totals reflect events, not individual offenders

Pretrial Admissions, New to DOC:

	FEB 2023	MAR 2023	APR 2023	APR 2022
Arraignments	2,103	2,654	2,261	2,406
Pretrial Admits	918	1,111	931	987
New to DOC	245	303	252	244
% New	27%	27%	27%	25%

Remands from Community Release



Board of Pardons and Paroles

Parole Hearings: New Cases

	Parole hearings	Paroles granted	Grant rate	Granted: prior year	Granted: two years prior
FEB	70	32	46%	43	51
MAR	85	35	41%	49	58
APR	80	37	46%	59	74

Other BOPP Actions

	Reparole from revocation	Early Termination		Special parole discharges	Transfer parole approvals
		Discretionary parole	Special parole		
FEB	39	3	4	10	14
MAR	27	8	9	23	11
APR	46	5	13	20	15

DOC: Community Release Unit

Case Reviews and Release Metrics

	Cases reviewed	Approved	Denied	Continued	Approval rate
FEB	425	202	36	111	48%
MAR	590	317	61	119	54%
APR '23	484	244	45	107	50%
APR '22	415	189	32	102	46%

Monthly data sources: CRMVS via CJIS (arrests), JB CSSD (court and probation figures), BOPP and the DOC.

This report produced by the [Criminal Justice Policy & Planning Division Research Unit](#) at:

The Connecticut Office of Policy and Management
450 Capitol Avenue, Hartford CT, 06106

