

MONTHLY INDICATORS REPORT

Summary of Connecticut Criminal Justice System Trends

Key Metrics

(Percent change from prior month)

February Monthly Totals

Criminal Arrests:
7,321 ↓ (-7.4%)

Arraignments:
2,103 ↓ (-17.0%)

DOC Admissions:
1,213 ↓ (-16.4%)

DOC Releases & Discharges:
722 ↓ (-7.0%)

March 1 Counts

DOC Facility:
10,078 ↔ (+0.3%)

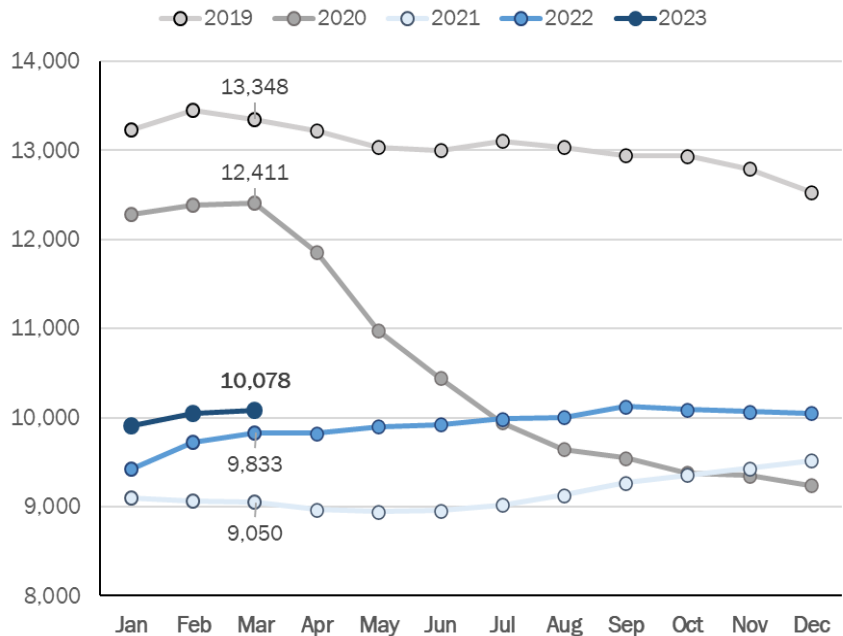
Pretrial:
3,449 ↔ (-0.1%)

Sentenced:
6,293 ↔ (+0.9%)

DOC Community Supervision:
3,094 ↔ (+0.3%)

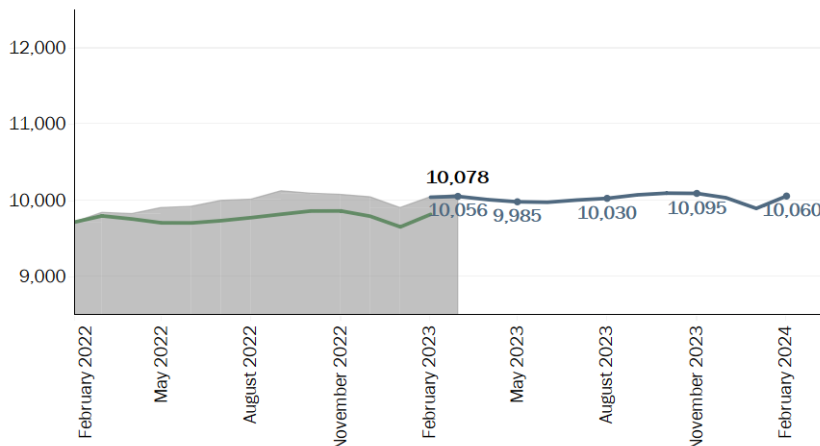
First-of-the-Month DOC Facility Population

A comparison of up to five years shown by month



Correction Population Forecast

Forecast period: March 2023 – February 2024

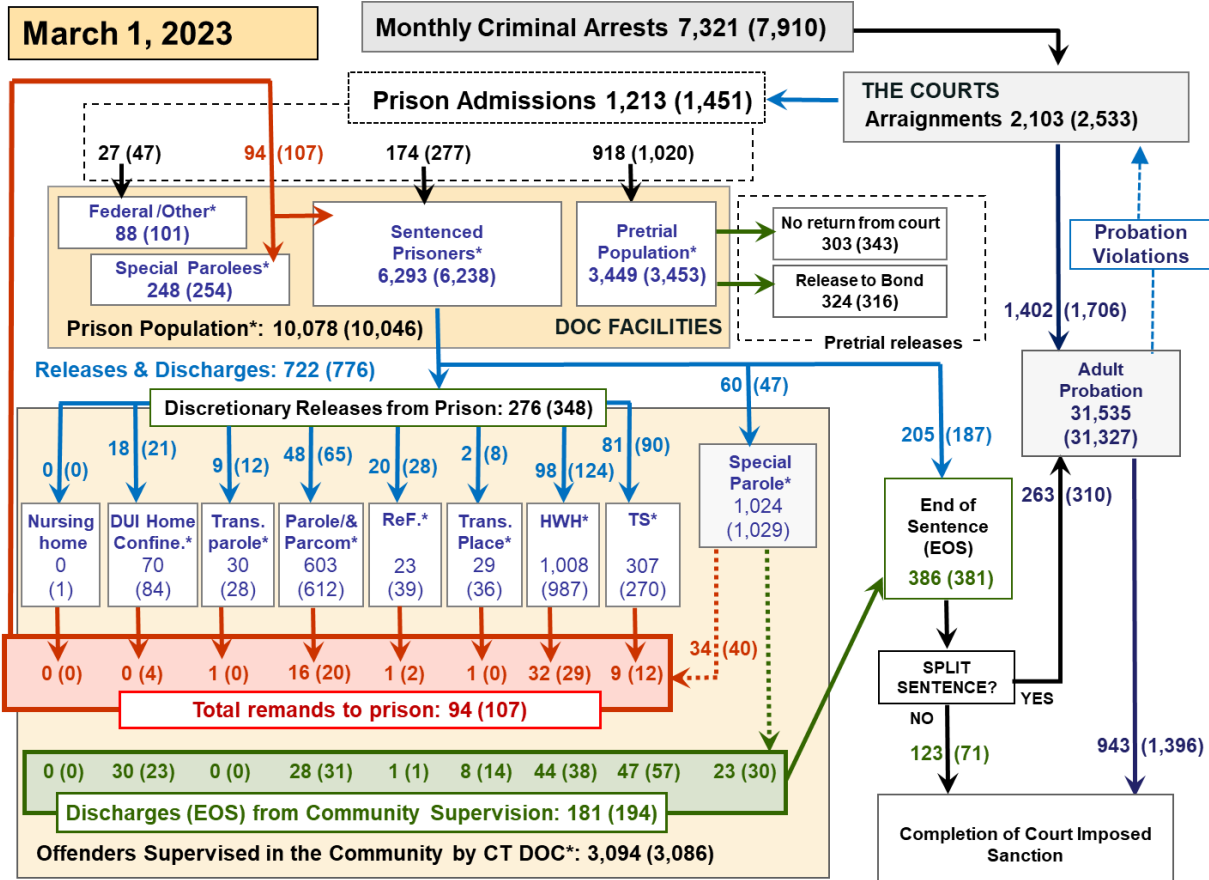


WEEK OF MARCH 1, 2023

- **OPM Population Estimate:**
10,056
- **DOC Facility Count:**
March 1 10,078
First Week Avg. 10,059
- **Difference from OPM Forecast:**
 - First of the Month 22 **0.2%**
 - First Week Avg. 3 **<0.1%**

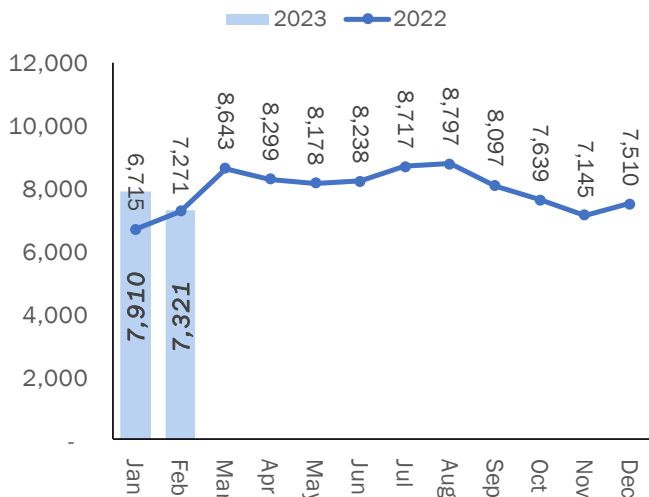


Criminal Justice System Monthly Counts & Flow Chart



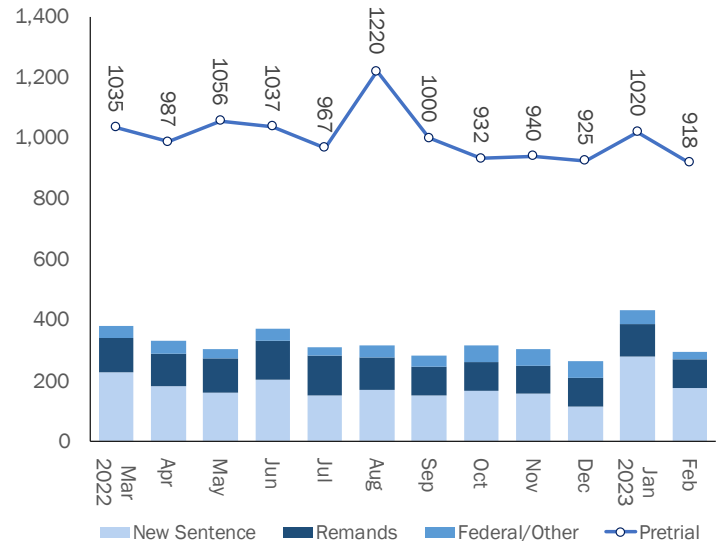
This flowchart contains monthly operations data for February 2023 and daily counts reported on March 1, 2023. Asterisks (*) indicate the daily count on March 1. Figures from last month are enclosed by parentheses.

Statewide Arrests: 2022 & 2023



Note: Data in the chart above show new case starts in the state Criminal Motor Vehicle System (CRMVS).

Monthly DOC Admissions: 2022 & 2023

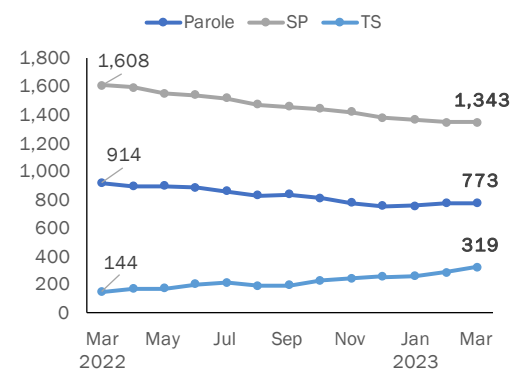


Department of Correction

First-of-the-Month Totals

	2023	2023	2023	2022	% Change	
	Jan. 1	Feb. 1	Mar. 1	Mar. 1	Monthly	Annual
DOC Facilities						
Federal/Other	99	101	88	108	-12.9%	-18.5%
Sentenced	6,113	6,238	6,293	5,640	0.9%	11.6%
Special Parole	251	254	248	315	-2.4%	-21.3%
Pretrial	3,443	3,453	3,449	3,770	-0.1%	-8.5%
Total	9,906	10,046	10,078	9,833	0.3%	2.5%
DOC Community						
Transfer Parole	29	28	30	50	7.1%	-40.0%
Parole/ Parcom Total	606	612	603	761	-1.5%	-20.8%
Parole	459	464	457	603	-1.5%	-24.2%
Parcom @ CT	147	148	146	158	-1.4%	-7.6%
Furlough	52	39	23	24	-41.0%	-4.2%
Trans Placement	42	36	29	54	-19.4%	-46.3%
DUI/Home confine.	91	84	70	68	-16.7%	2.9%
Halfway House Total	947	987	1,008	827	2.1%	21.9%
Comm Release	447	479	487	341	1.7%	42.8%
TS	15	12	12	12	0.0%	0.0%
Parole	147	161	170	153	5.6%	11.1%
Transfer Parole	25	21	20	14	-4.8%	42.9%
Special Parole	313	314	319	307	1.6%	3.9%
TS	241	270	307	132	13.7%	132.6%
Nursing home	0	1	0	0	-100.0%	-
Special Parole	1,050	1,029	1,024	1,301	-0.5%	-21.3%
Total	3,059	3,086	3,094	3,217	0.3%	-3.8%

DOC Community Supervision: First-of-the-Month Totals



Bond Ranges for Pretrial Detainees

	Jan. 1, 2023	Feb. 1, 2023	Mar. 1, 2023	Mar. 1, 2022
Bond amount				
Less than \$20K	393	403	433	472
\$20K to < \$50K	385	406	389	447
\$50K to < \$100K	491	473	463	573
\$100K or higher	2,345	2,306	2,311	2,403
Persons w/bonds	3,614	3,588	3,596	3,895
Over \$1M	509	512	515	426

Pretrial, Weeks held since admission

	Jan. 1, 2023	Feb. 1, 2023	Mar. 1, 2023	Mar. 1, 2022
Weeks since last DOC admit				
< 1 week	293	314	307	288
1 to < 3 weeks	243	259	277	251
3 to < 10 weeks	660	646	672	631
10 to < 30 weeks	1,010	985	963	1,157
30 wks or more	1,413	1,403	1,395	1,571
Pretrial prisoners	3,619	3,607	3,614	3,898

Judicial Branch Court Support Services Division

The Jail Reinterview Program

	Pretrial admissions	Offender interviews	Offenders released	Released last year
DEC	925	926	268	231
JAN	1,020	1,009	218	118
FEB	918	847	225	203

Pretrial Bail and Probation Caseloads

	Pretrial bail case starts	Client supv. starts	Split sentence starts	Pretrial bail cases*
DEC	2,173	1,369	248	13,555
JAN	2,461	1,706	310	13,480
FEB '23	2,119	1,402	263	13,400
FEB '22	2,076	1,447	219	13,846

* Reflects open cases as of the first of the month.



Department of Correction

Monthly Totals

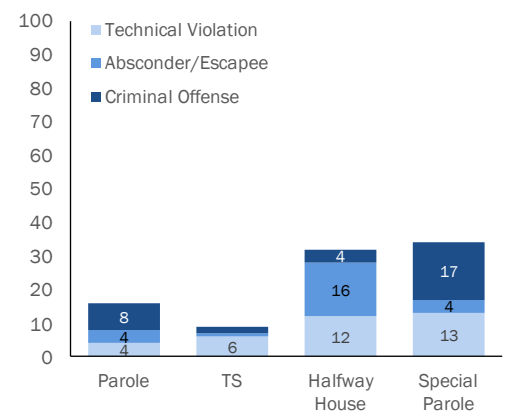
	2022	2023	2023	2022	% Change	
	DEC	JAN	FEB	FEB	Monthly	Annual
Admissions						
Federal/Other	56	47	27	36	-42.6%	-25.0%
Remands	93	107	94	96	-12.1%	-2.1%
DUI	0	4	0	0	-100.0%	-
Transfer Parole	2	0	1	1	-	0.0%
Parole	21	20	16	20	-20.0%	-20.0%
Trans Plac/Furlough	1	2	2	2	0.0%	0.0%
HWH	22	29	32	27	10.3%	18.5%
TS	7	12	9	6	-25.0%	50.0%
Special Parole	40	40	34	40	-15.0%	-15.0%
New Sentence	114	277	174	175	-37.2%	-0.6%
VOP	23	54	40	37	-25.9%	8.1%
Pretrial	925	1,020	918	897	-10.0%	2.3%
Total	1,188	1,451	1,213	1,204	-16.4%	0.7%
Releases and discharges						
Transfer Parole	17	12	9	9	-25.0%	0.0%
Parole	53	65	48	52	-26.2%	-7.7%
Furlough	31	28	20	11	-28.6%	81.8%
Trans. Placement	8	8	2	18	-75.0%	-88.9%
Home Confinement DUI	31	21	18	24	-14.3%	-25.0%
HWH	89	124	98	83	-21.0%	18.1%
TS	71	90	81	31	-10.0%	161.3%
Special Parole	62	47	60	68	27.7%	-11.8%
Nursing home	0	0	0	1	-	-
End of Sentence	380	381	386	294	1.3%	31.3%
Total	742	776	722	591	-7.0%	22.2%
Pretrial Releases*						
From Court	361	343	303	208	-11.7%	45.7%
Release to Bond	350	316	324	326	2.5%	-0.6%

* Totals reflect events, not individual offenders

Pretrial Admissions, New to DOC:

	DEC 2022	JAN 2023	FEB 2023	FEB 2022
Arraignments	2,211	2,533	2,103	2,039
Pretrial Admits	925	1,020	918	897
New to DOC	254	242	245	233
% New	27%	24%	27%	26%

Remands from Community Release



Board of Pardons and Paroles

Parole Hearings: New Cases

	Parole hearings	Paroles granted	Grant rate	Granted: prior year	Granted: two years prior
DEC	75	44	59%	51	65
JAN	79	44	56%	37	50
FEB	70	32	46%	43	51

Other BOPP Actions

	Reparole from revocation	Early Termination		Special parole discharges	Transfer parole approvals
		Discretionary parole	Special parole		
DEC	36	5	16	18	20
JAN	35	4	7	21	13
FEB	39	3	4	10	14

DOC: Community Release Unit

Case Reviews and Release Metrics

	Cases reviewed	Approved	Denied	Continued	Approval rate
DEC	453	237	44	97	52%
JAN	461	227	49	96	49%
FEB '23	425	202	36	111	48%
FEB '22	346	156	48	75	45%

Monthly data sources: CRMVS via CJIS (arrests), JB CSSD (court and probation figures), BOPP and the DOC.

This report produced by the [Criminal Justice Policy & Planning Division Research Unit](#) at:

The Connecticut Office of Policy and Management
450 Capitol Avenue, Hartford CT, 06106

