

# MONTHLY INDICATORS REPORT

## Summary of Connecticut Criminal Justice System Trends

### Key Metrics

(Percent change from prior month)

#### May Monthly Totals

**Criminal Arrests:**  
 8,155 ↑ (+6.0%)

**Arraignments:**  
 2,780 ↑ (+23.0%)

**DOC Admissions:**  
 1,453 ↑ (+16.1%)

**DOC Releases & Discharges:**  
 831 ↑ (+18.7%)

#### June 1 Counts

**DOC Facility:**  
 10,058 ↔ (+0.2%)

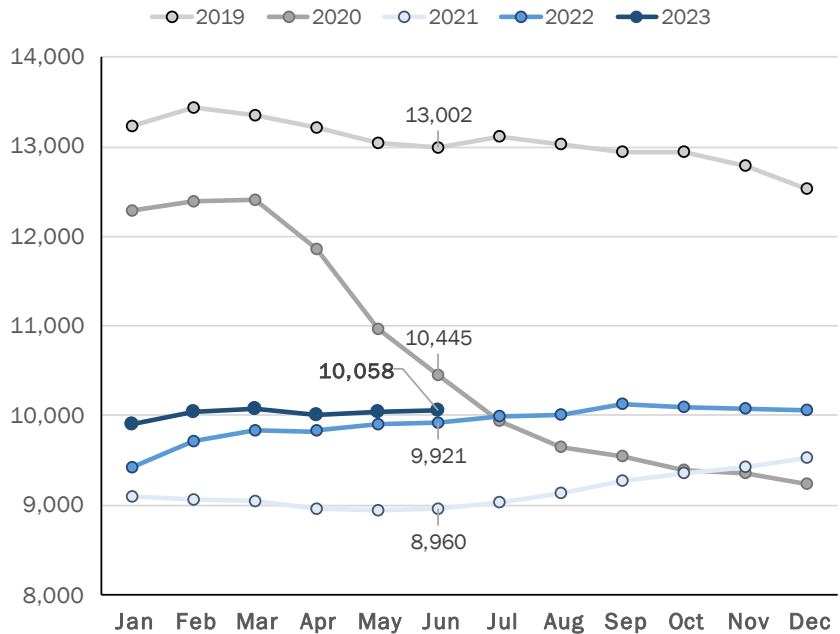
**Pretrial:**  
 3,298 ↓ (-2.3%)

**Sentenced:**  
 6,394 ↑ (+1.1%)

**DOC Community Supervision:**  
 3,045 ↓ (-2.4%)

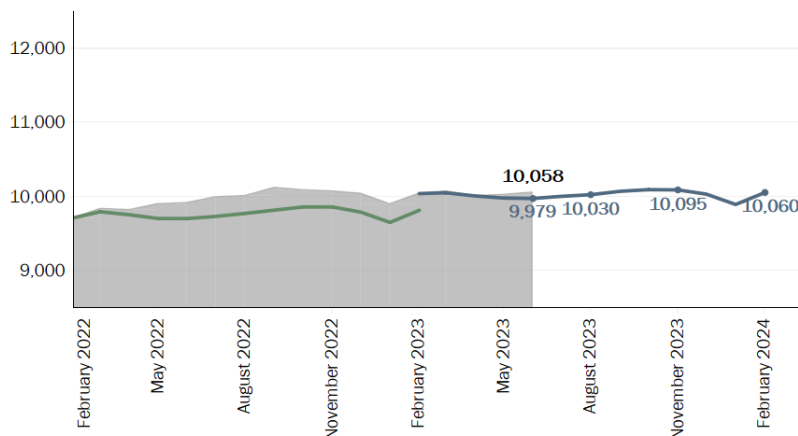
### First-of-the-Month DOC Facility Population

A comparison of up to five years shown by month



### Correction Population Forecast

Forecast period: March 2023 – February 2024



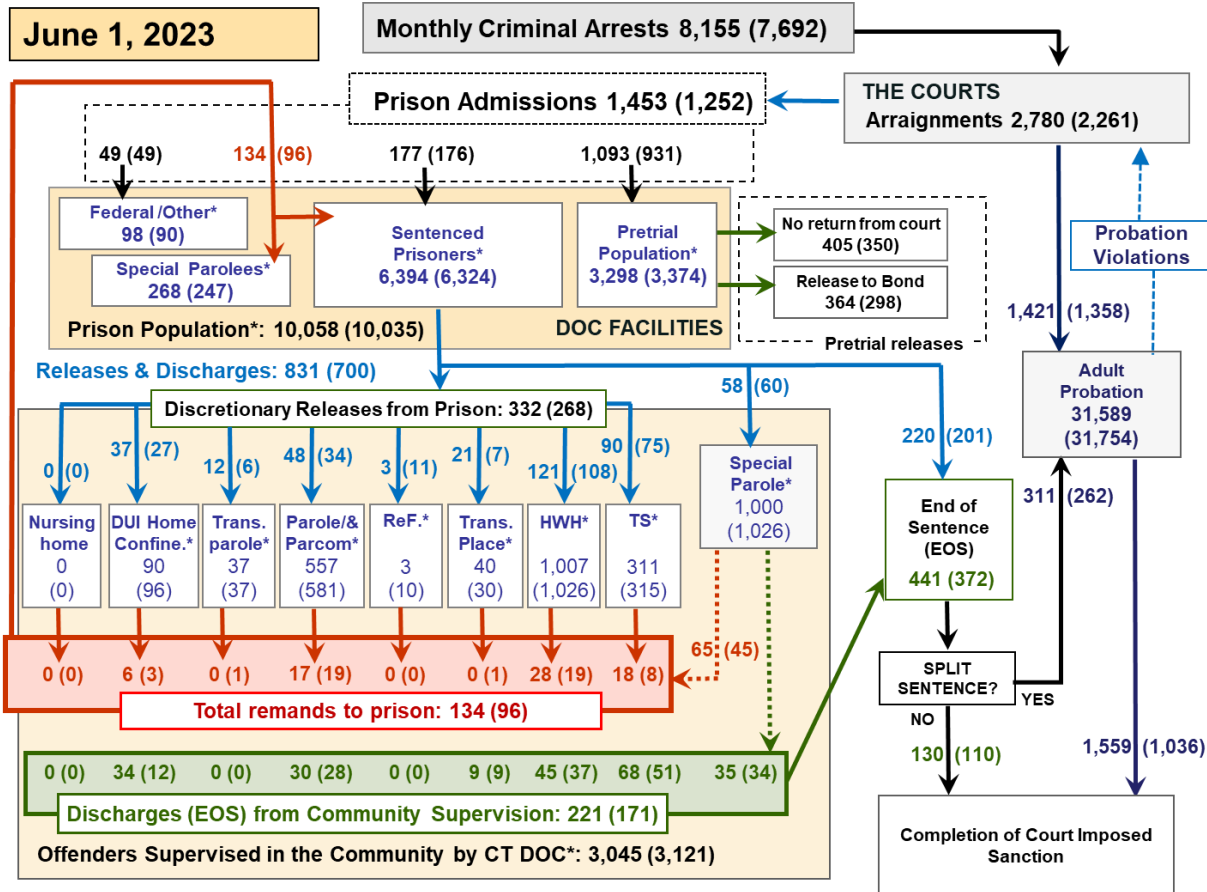
### WEEK OF JUNE 1, 2023

- **OPM Population Estimate:**  
9,979
- **DOC Facility Count:**  

<b>June 1</b>	10,058
<b>First Week Avg.</b>	10,058
- **Difference from OPM Forecast:**
  - First of the Month  
79      **0.8%**
  - First Week Avg.  
79      **0.8%**

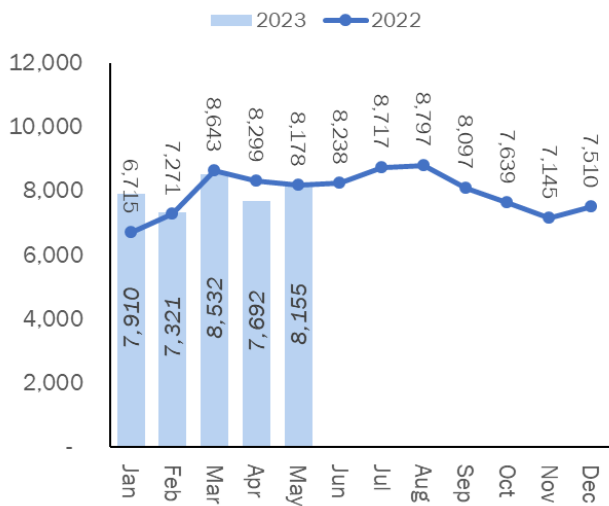


### Criminal Justice System Monthly Counts & Flow Chart



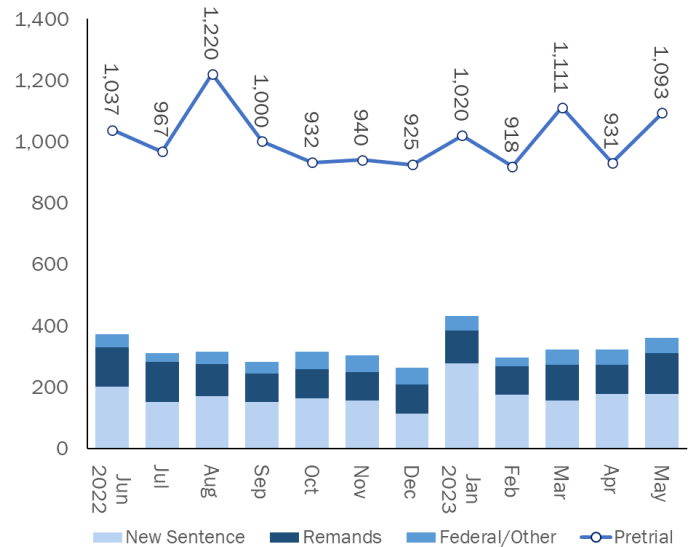
This flowchart contains monthly operations data for May 2023 and daily counts reported on June 1, 2023. Asterisks (\*) indicate the daily count on June 1. Figures from last month are enclosed by parentheses.

#### Statewide Arrests: 2022 & 2023



Note: Data in the chart above show new case starts in the state Criminal Motor Vehicle System (CRMVS).

#### Monthly DOC Admissions: 2022 & 2023

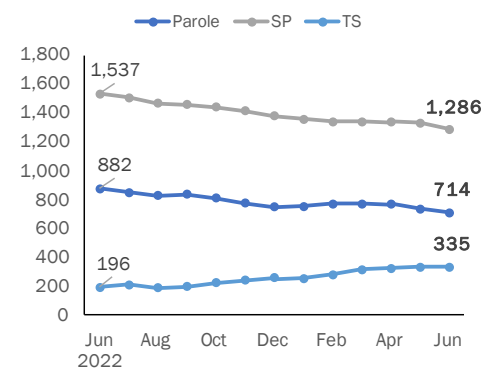


## Department of Correction

### First-of-the-Month Totals

	2023 Apr. 1	2023 May 1	2023 Jun. 1	2022 Jun. 1	% Change	
					Monthly	Annual
<b>DOC Facilities</b>						
Federal/Other	100	90	98	104	8.9%	-5.8%
Sentenced	6,277	6,324	6,394	5,887	1.1%	8.6%
Special Parole	253	247	268	294	8.5%	-8.8%
Pretrial	3,380	3,374	3,298	3,636	-2.3%	-9.3%
<b>Total</b>	<b>10,010</b>	<b>10,035</b>	<b>10,058</b>	<b>9,921</b>	<b>0.2%</b>	<b>1.4%</b>
<b>DOC Community</b>						
Transfer Parole	34	37	37	39	0.0%	-5.1%
Parole/ Parcom Total	603	581	557	733	-4.1%	-24.0%
Parole	451	433	420	585	-3.0%	-28.2%
Parcom @ CT	152	148	137	148	-7.4%	-7.4%
Furlough	29	10	3	34	-70.0%	-91.2%
Trans Placement	33	30	40	39	33.3%	2.6%
DUI/Home confine.	80	96	90	96	-6.3%	-6.3%
Halfway House Total	1,020	1,026	1,007	852	-1.9%	18.2%
Comm Release	498	523	521	360	-0.4%	44.7%
TS	13	23	24	11	4.3%	118.2%
Parole	168	159	157	149	-1.3%	5.4%
Transfer Parole	21	15	19	22	26.7%	-13.6%
Special Parole	320	306	286	310	-6.5%	-7.7%
TS	310	315	311	185	-1.3%	68.1%
Nursing home	0	0	0	0	-	-
Special Parole	1,020	1,026	1,000	1,227	-2.5%	-18.5%
<b>Total</b>	<b>3,129</b>	<b>3,121</b>	<b>3,045</b>	<b>3,205</b>	<b>-2.4%</b>	<b>-5.0%</b>

### DOC Community Supervision: First-of-the-Month Totals



### Bond Ranges for Pretrial Detainees

Bond amount	Apr. 1, 2023	May 1, 2023	Jun. 1, 2023	Jun. 1, 2022
Less than \$20K	375	384	371	424
\$20K to < \$50K	381	407	380	440
\$50K to < \$100K	422	427	439	544
\$100K or higher	2,319	2,281	2,266	2,374
Persons w/bonds	3,497	3,499	3,456	3,782
Over \$1M	548	539	530	439

### Pretrial, Weeks held since admission

Weeks since last DOC admit	Apr. 1, 2023	May 1, 2023	Jun. 1, 2023	Jun. 1, 2022
< 1 week	298	342	301	344
1 to < 3 weeks	255	279	263	266
3 to < 10 weeks	661	663	677	708
10 to < 30 weeks	897	872	911	975
30 wks or more	1,391	1,347	1,311	1,509
Pretrial prisoners	3,502	3,503	3,463	3,802

## Judicial Branch Court Support Services Division

### The Jail Reinterview Program

	Pretrial admissions	Offender interviews	Offenders released	Released last year
MAR	1,111	1,055	267	255
APR	931	889	187	217
MAY	1,093	977	244	259

### Pretrial Bail and Probation Caseloads

	Pretrial bail case starts	Client supv. starts	Split sentence starts	Pretrial bail cases*
MAR	2,552	1,735	301	13,436
APR	2,278	1,620	262	13,366
MAY '23	2,602	1,732	311	13,123
MAY '22	2,284	1,777	244	14,038

\* Reflects open cases as of the first of the month.



# Department of Correction

## Monthly Totals

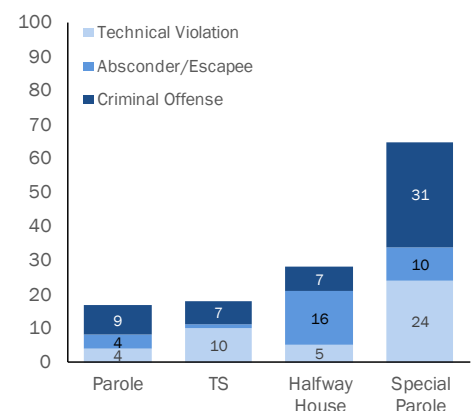
	2023	2023	2023	2022	% Change	
	MAR	APR	MAY	MAY	Monthly	Annual
<b>Admissions</b>						
Federal/Other	50	49	49	29	0.0%	69.0%
Remands	116	96	134	113	39.6%	18.6%
DUI	1	3	6	1	100.0%	500.0%
Transfer Parole	0	1	0	0	-100.0%	-
Parole	20	19	17	20	-10.5%	-15.0%
Trans Plac/Furlough	0	1	0	0	-100.0%	-
HWH	31	19	28	23	47.4%	21.7%
TS	12	8	18	8	125.0%	125.0%
Special Parole	52	45	65	61	44.4%	6.6%
New Sentence	156	176	177	160	0.6%	10.6%
VOP	34	32	48	41	50.0%	17.1%
Pretrial	1,111	931	1,093	1,056	17.4%	3.5%
<b>Total</b>	<b>1,433</b>	<b>1,252</b>	<b>1,453</b>	<b>1,358</b>	<b>16.1%</b>	<b>7.0%</b>
<b>Releases and discharges</b>						
Transfer Parole	21	6	12	9	100.0%	33.3%
Parole	44	34	48	68	41.2%	-29.4%
Furlough	32	11	3	24	-72.7%	-87.5%
Trans. Placement	15	7	21	6	200.0%	250.0%
Home Confinement DUI	28	27	37	53	37.0%	-30.2%
HWH	121	108	121	77	12.0%	57.1%
TS	100	75	90	74	20.0%	21.6%
Special Parole	67	60	58	72	-3.3%	-19.4%
Nursing home	0	0	0	0	-	-
End of Sentence	452	372	441	362	18.5%	21.8%
<b>Total</b>	<b>880</b>	<b>700</b>	<b>831</b>	<b>745</b>	<b>18.7%</b>	<b>11.5%</b>
<b>Pretrial Releases*</b>						
From Court	410	350	405	302	15.7%	34.1%
Release to Bond	400	298	364	344	22.1%	5.8%

\* Totals reflect events, not individual offenders

## Pretrial Admissions, New to DOC:

	MAR 2023	APR 2023	MAY 2023	MAY 2022
Arraignments	2,654	2,261	2,780	2,360
Pretrial Admits	1,111	931	1,093	1,056
New to DOC	303	252	264	272
% New	27%	27%	24%	26%

## Remands from Community Release



## Board of Pardons and Paroles

### Parole Hearings: New Cases

	Parole hearings	Paroles granted	Grant rate	Granted: prior year	Granted: two years prior
MAR	85	35	41%	49	58
APR	80	37	46%	59	74
MAY	74	38	51%	33	57

### Other BOPP Actions

	Reparole from revocation	Early Termination		Special parole discharges	Transfer parole approvals
		Discretionary parole	Special parole		
MAR	27	8	9	23	11
APR	46	5	13	20	15
MAY	27	3	11	23	8

## DOC: Community Release Unit

### Case Reviews and Release Metrics

	Cases reviewed	Approved	Denied	Continued	Approval rate
MAR	590	317	61	119	54%
APR	484	244	45	107	50%
MAY '23	506	251	44	117	50%
MAY '22	414	205	40	89	50%

Monthly data sources: CRMVS via CJIS (arrests), JB CSSD (court and probation figures), BOPP and the DOC.

This report produced by the [Criminal Justice Policy & Planning Division Research Unit](#) at:

The Connecticut Office of Policy and Management  
450 Capitol Avenue, Hartford CT, 06106

