

# MONTHLY INDICATORS REPORT

## Summary of Connecticut Criminal Justice System Trends

### Key Metrics

(Percent change from prior month)

#### June Monthly Totals

**Criminal Arrests:**  
 8,023 ↓ (-1.6%)

**Arraignments:**  
 2,665 ↓ (-4.1%)

**DOC Admissions:**  
 1,419 ↓ (-2.3%)

**DOC Releases & Discharges:**  
 733 ↓ (-11.8%)

#### July 1 Counts

**DOC Facility:**  
 10,139 ↔ (+0.8%)

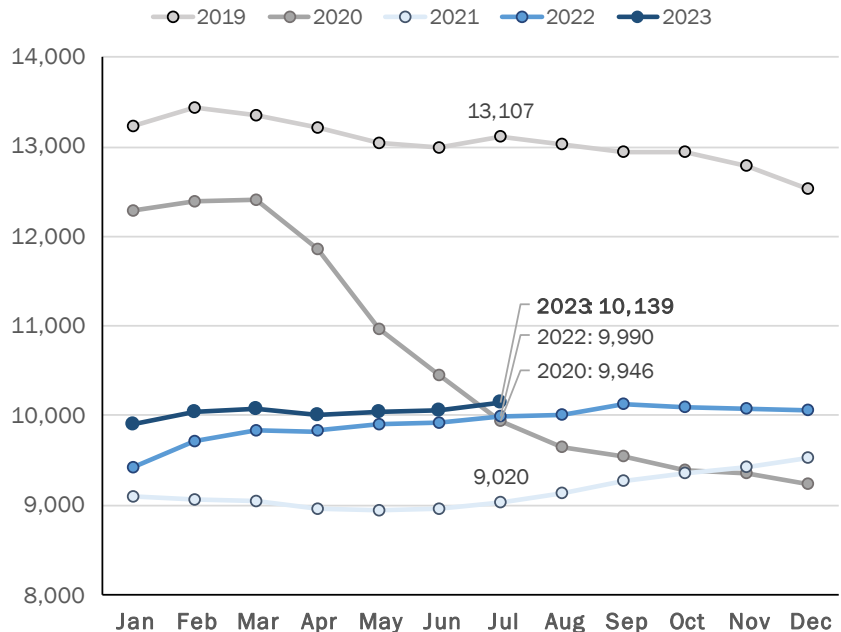
**Pretrial:**  
 3,326 ↔ (+0.8%)

**Sentenced:**  
 6,462 ↑ (+1.1%)

**DOC Community Supervision:**  
 3,007 ↓ (-1.2%)

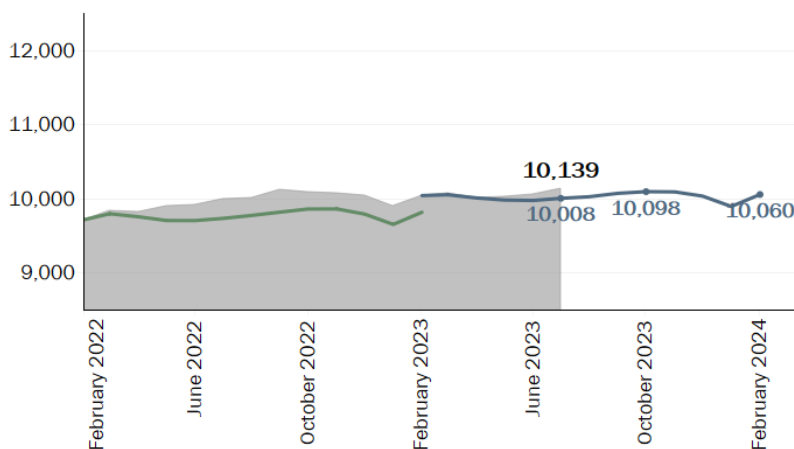
### First-of-the-Month DOC Facility Population

A comparison of up to five years shown by month



### Correction Population Forecast

Forecast period: March 2023 – February 2024



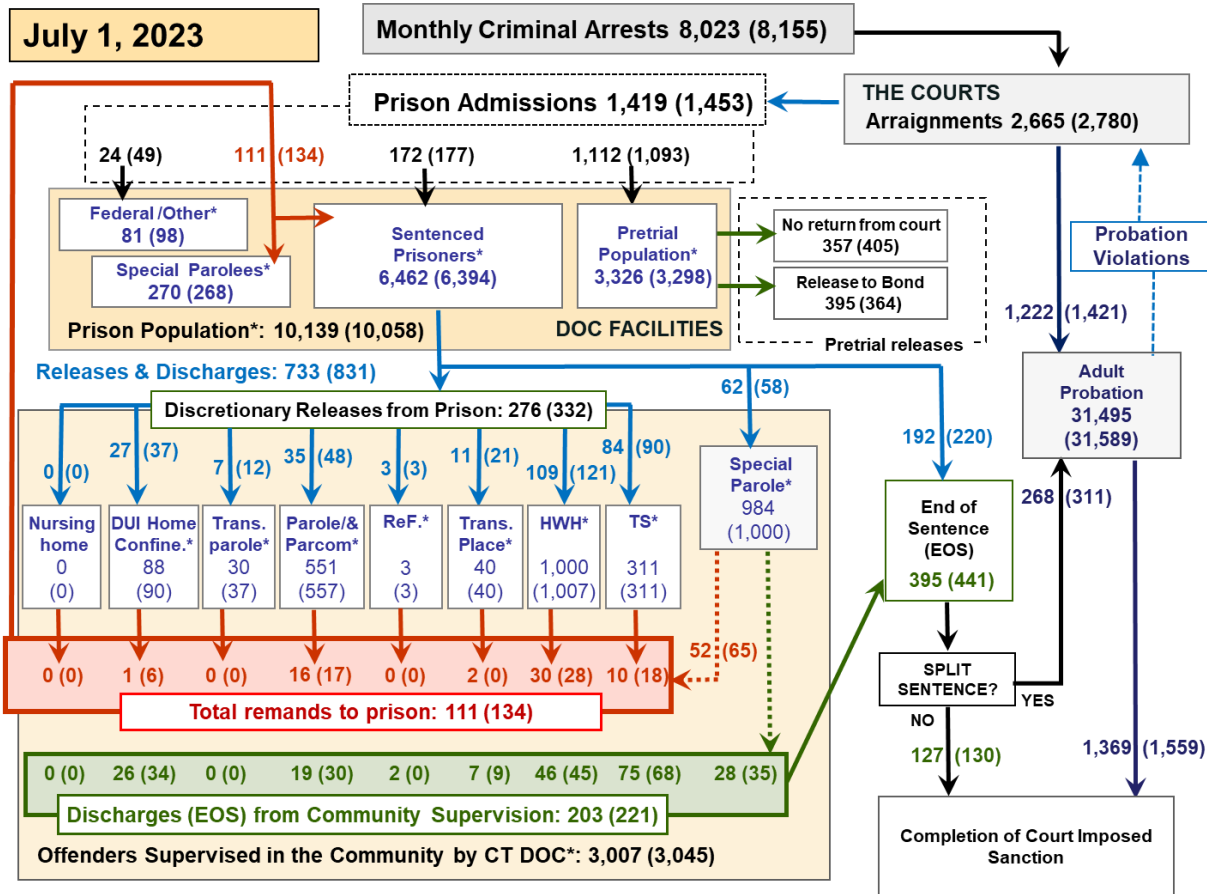
### WEEK OF JULY 1, 2023

- **OPM Population Estimate:**  
10,008
- **DOC Facility Count:**  

<b>July 1</b>	10,139
<b>First Week Avg.</b>	10,143
- **Difference from OPM Forecast:**
  - First of the Month  
131 **1.3%**
  - First Week Avg.  
135 **1.3%**

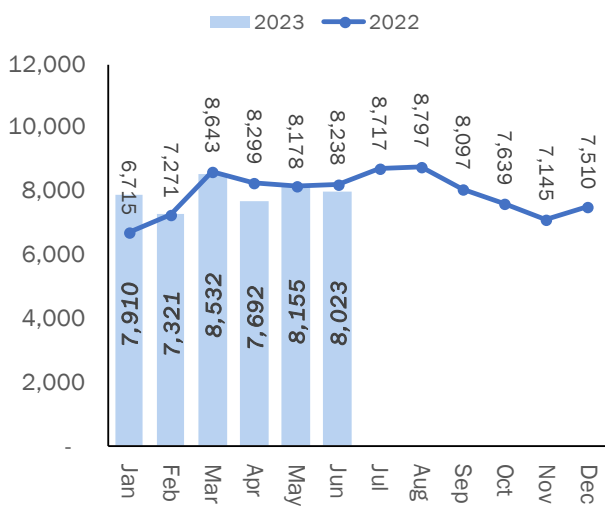


### Criminal Justice System Monthly Counts & Flow Chart



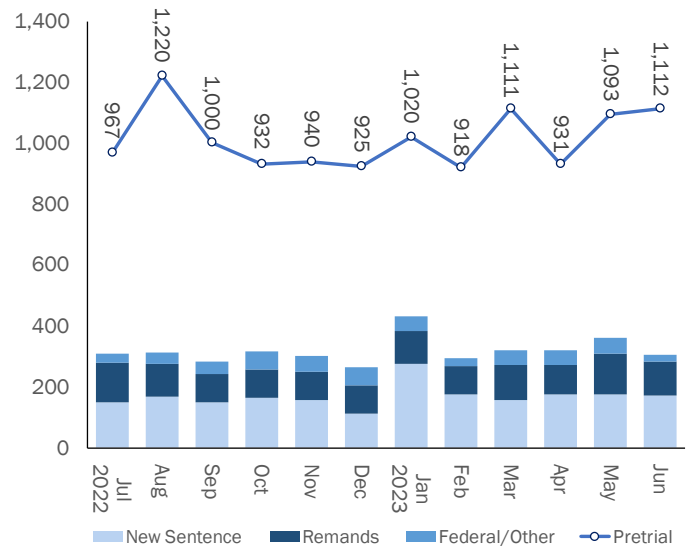
This flowchart contains monthly operations data for June 2023 and daily counts reported on July 1, 2023. Asterisks (\*) indicate the daily count on July 1. Figures from last month are enclosed by parentheses.

#### Statewide Arrests: 2022 & 2023



Note: Data in the chart above show new case starts in the state Criminal Motor Vehicle System (CRMVS).

#### Monthly DOC Admissions: 2022 & 2023

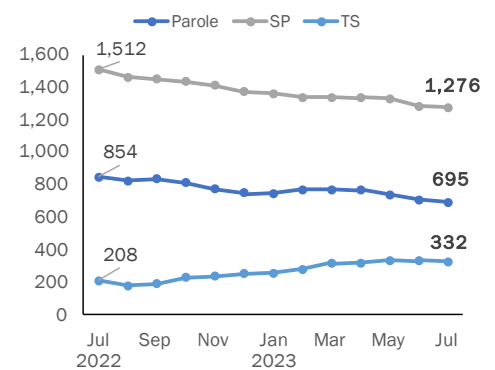


## Department of Correction

### First-of-the-Month Totals

	2023	2023	2023	2022	% Change	
	May 1	Jun. 1	Jul. 1	Jul. 1	Monthly	Annual
<b>DOC Facilities</b>						
Federal/Other	90	98	81	119	-17.3%	-31.9%
Sentenced	6,324	6,394	6,462	5,986	1.1%	8.0%
Special Parole	247	268	270	292	0.7%	-7.5%
Pretrial	3,374	3,298	3,326	3,593	0.8%	-7.4%
<b>Total</b>	<b>10,035</b>	<b>10,058</b>	<b>10,139</b>	<b>9,990</b>	<b>0.8%</b>	<b>1.5%</b>
<b>DOC Community</b>						
Transfer Parole	37	37	30	36	-18.9%	-16.7%
Parole/ Parcom Total	581	557	551	703	-1.1%	-21.6%
Parole	433	420	416	556	-1.0%	-25.2%
Parcom @ CT	148	137	135	147	-1.5%	-8.2%
Furlough	10	3	3	37	0.0%	-91.9%
Trans Placement	30	40	40	36	0.0%	11.1%
DUI/Home confine.	96	90	88	92	-2.2%	-4.3%
Halfway House Total	1,026	1,007	1,000	814	-0.7%	22.9%
Comm Release	523	521	523	346	0.4%	51.2%
TS	23	24	21	14	-12.5%	50.0%
Parole	159	157	144	151	-8.3%	-4.6%
Transfer Parole	15	19	20	19	5.3%	5.3%
Special Parole	306	286	292	284	2.1%	2.8%
TS	315	311	311	194	0.0%	60.3%
Nursing home	0	0	0	0	-	-
Special Parole	1,026	1,000	984	1,228	-1.6%	-19.9%
<b>Total</b>	<b>3,121</b>	<b>3,045</b>	<b>3,007</b>	<b>3,140</b>	<b>-1.2%</b>	<b>-4.2%</b>

DOC Community Supervision: First-of-the-Month Totals



### Bond Ranges for Pretrial Detainees

	May 1, 2023	Jun. 1, 2023	Jul. 1, 2023	Jul. 1, 2022
<b>Bond amount</b>				
Less than \$20K	384	371	417	408
\$20K to < \$50K	407	380	371	437
\$50K to <\$100K	427	439	436	518
\$100K or higher	2,281	2,266	2,243	2,383
Persons w/bonds	3,499	3,456	3,467	3,746
Over \$1M	539	530	539	456

### Pretrial, Weeks held since admission

Weeks since last DOC admit	May 1, 2023	Jun. 1, 2023	Jul. 1, 2023	Jul. 1, 2022
< 1 week	342	301	312	278
1 to < 3 weeks	279	263	286	291
3 to < 10 weeks	663	677	696	735
10 to < 30 weeks	872	911	905	960
30 wks or more	1,347	1,311	1,278	1,487
Pretrial prisoners	3,503	3,463	3,477	3,751

## Judicial Branch Court Support Services Division

### The Jail Reinterview Program

	Pretrial admissions	Offender interviews	Offenders released	Released last year
APR	931	889	187	217
MAY	1,093	977	244	259
JUN	1,112	1,038	262	253

### Pretrial Bail and Probation Caseloads

	Pretrial bail case starts	Client supv. starts	Split sentence starts	Pretrial bail cases*
APR	2,278	1,358	262	13,366
MAY	2,602	1,421	311	13,123
JUN '23	2,534	1,222	268	12,990
JUN '22	2,404	1,592	283	14,176

\* Reflects open cases as of the first of the month.



# Department of Correction

## Monthly Totals

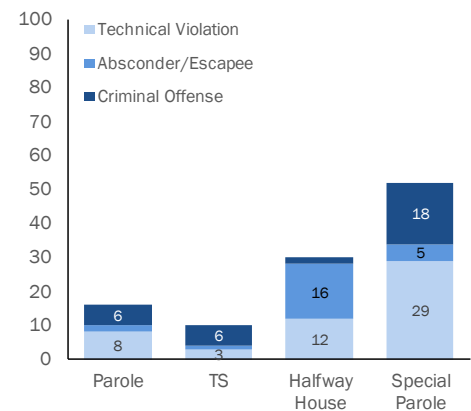
	2023	2023	2023	2022	% Change	
	APR	MAY	JUN	JUN	Monthly	Annual
<b>Admissions</b>						
Federal/Other	49	49	24	41	-51.0%	-41.5%
Remands	96	134	111	129	-17.2%	-14.0%
DUI	3	6	1	8	-83.3%	-87.5%
Transfer Parole	1	0	0	2	-	-100.0%
Parole	19	17	16	18	-5.9%	-11.1%
Trans Plac/Furlough	1	0	2	5	-	-60.0%
HWH	19	28	30	39	7.1%	-23.1%
TS	8	18	10	9	-44.4%	11.1%
Special Parole	45	65	52	48	-20.0%	8.3%
New Sentence	176	177	172	201	-2.8%	-14.4%
VOP	32	48	36	39	-25.0%	-7.7%
Pretrial	931	1,093	1,112	1,037	1.7%	7.2%
<b>Total</b>	<b>1,252</b>	<b>1,453</b>	<b>1,419</b>	<b>1,408</b>	<b>-2.3%</b>	<b>0.8%</b>
<b>Releases and discharges</b>						
Transfer Parole	6	12	7	8	-41.7%	-12.5%
Parole	34	48	35	55	-27.1%	-36.4%
Furlough	11	3	3	23	0.0%	-87.0%
Trans. Placement	7	21	11	9	-47.6%	22.2%
Home Confinement DUI	27	37	27	34	-27.0%	-20.6%
HWH	108	121	109	91	-9.9%	19.8%
TS	75	90	84	80	-6.7%	5.0%
Special Parole	60	58	62	71	6.9%	-12.7%
Nursing home	0	0	0	0	-	-
End of Sentence	372	441	395	419	-10.4%	-5.7%
<b>Total</b>	<b>700</b>	<b>831</b>	<b>733</b>	<b>790</b>	<b>-11.8%</b>	<b>-7.2%</b>
<b>Pretrial Releases*</b>						
From Court	350	405	357	353	-11.9%	1.1%
Release to Bond	298	364	395	346	8.5%	14.2%

\* Totals reflect events, not individual offenders

## Pretrial Admissions, New to DOC:

	APR 2023	MAY 2023	JUN 2023	JUN 2022
Arraignments	2,261	2,780	2,665	2,361
Pretrial Admits	931	1,093	1,112	1,037
New to DOC	252	264	287	254
% New	27%	24%	26%	24%

## Remands from Community Release



## Board of Pardons and Paroles

### Parole Hearings: New Cases

	Parole hearings	Paroles granted	Grant rate	Granted: prior year	Granted: two years prior
APR	80	37	46%	59	74
MAY	74	38	51%	33	57
JUN	96	51	53%	32	59

### Other BOPP Actions

	Reparole from revocation	Early Termination		Special parole discharges	Transfer parole approvals
		Discretionary parole	Special parole		
APR	46	5	13	20	15
MAY	27	3	11	23	8
JUN	33	2	7	16	8

## DOC: Community Release Unit

### Case Reviews and Release Metrics

	Cases reviewed	Approved	Denied	Continued	Approval rate
APR	484	244	45	107	50%
MAY	506	251	44	117	50%
JUN '23	500	242	47	130	48%
JUN '22	408	206	36	99	50%

Monthly data sources: CRMVS via CJIS (arrests), JB CSSD (court and probation figures), BOPP and the DOC.

This report produced by the [Criminal Justice Policy & Planning Division Research Unit](#) at:

The Connecticut Office of Policy and Management  
450 Capitol Avenue, Hartford CT, 06106

