

MONTHLY INDICATORS REPORT

Summary of Connecticut Criminal Justice System Trends

Key Metrics

(Percent change from prior month)

March Monthly Totals

Criminal Arrests:
 8,532 ↑ (+16.5%)

Arraignments:
 2,654 ↑ (+26.2%)

DOC Admissions:
 1,433 ↑ (+18.1%)

DOC Releases & Discharges:
 880 ↑ (+21.9%)

April 1 Counts

DOC Facility:
 10,010 ↔ (-0.7%)

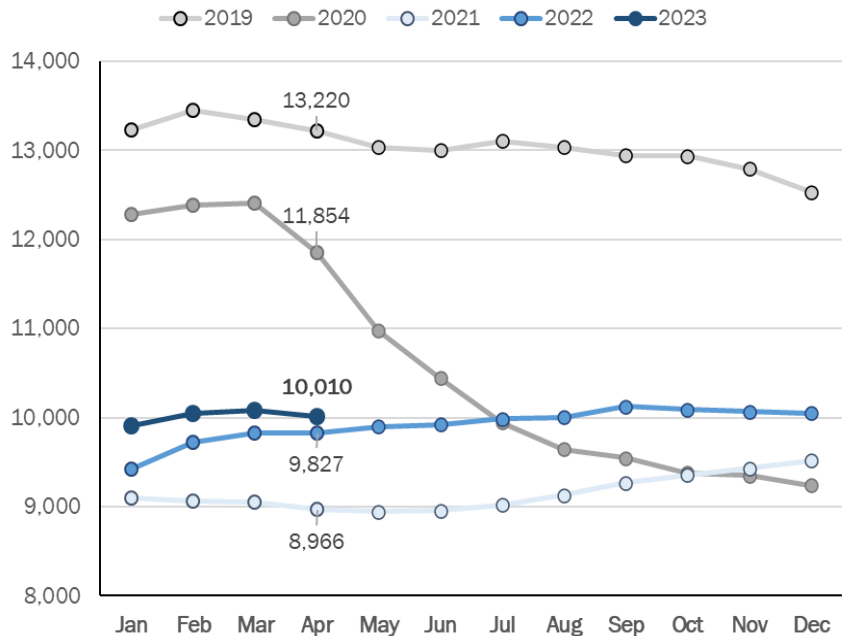
Pretrial:
 3,380 ↓ (-2.0%)

Sentenced:
 6,277 ↔ (-0.3%)

DOC Community Supervision:
 3,129 ↑ (+1.1%)

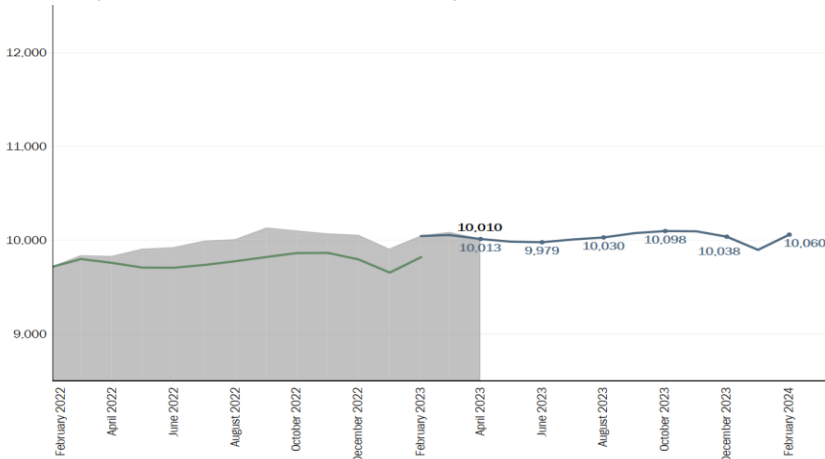
First-of-the-Month DOC Facility Population

A comparison of up to five years shown by month



Correction Population Forecast

Forecast period: March 2023 – February 2024



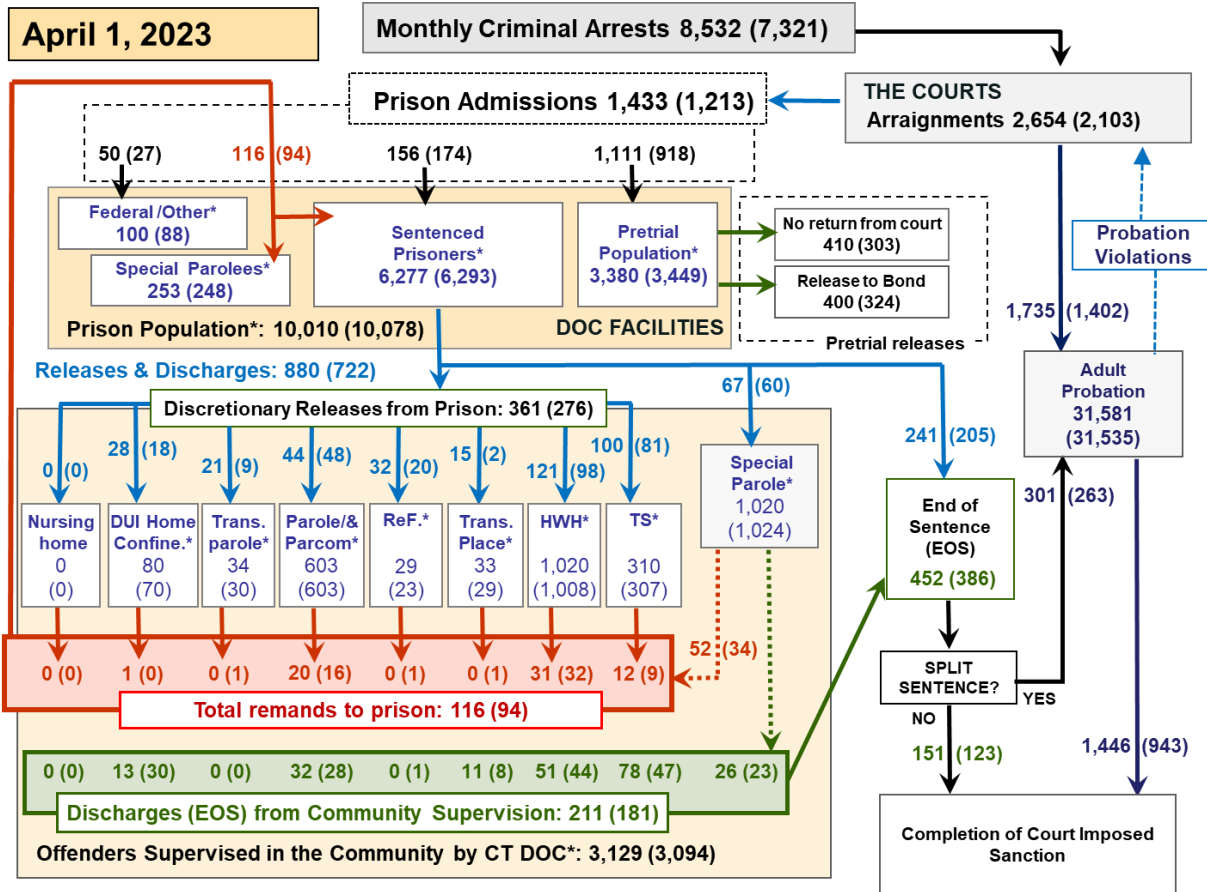
WEEK OF APRIL 1, 2023

- **OPM Population Estimate:**
10,013
- **DOC Facility Count:**

April 1	10,010
First Week Avg.	10,005
- **Difference from OPM Forecast:**
 - First of the Month
-3 <0.1%
 - First Week Avg.
-8 <0.1%

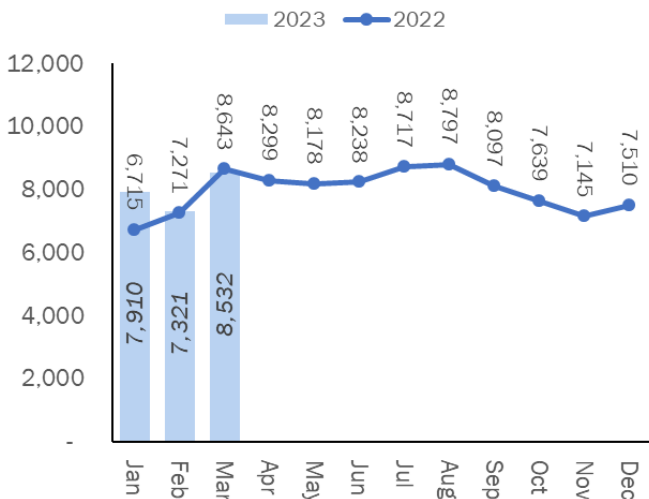


Criminal Justice System Monthly Counts & Flow Chart



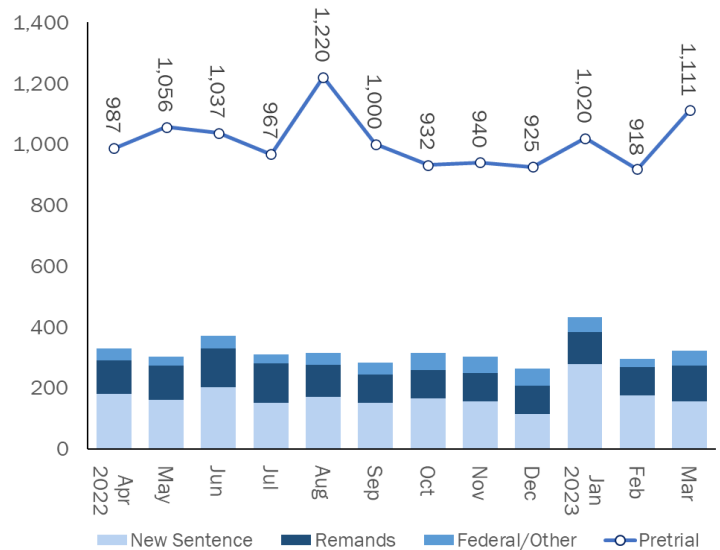
This flowchart contains monthly operations data for March 2023 and daily counts reported on April 1, 2023. Asterisks (*) indicate the daily count on April 1. Figures from last month are enclosed by parentheses.

Statewide Arrests: 2022 & 2023



Note: Data in the chart above show new case starts in the state Criminal Motor Vehicle System (CRMVS).

Monthly DOC Admissions: 2022 & 2023

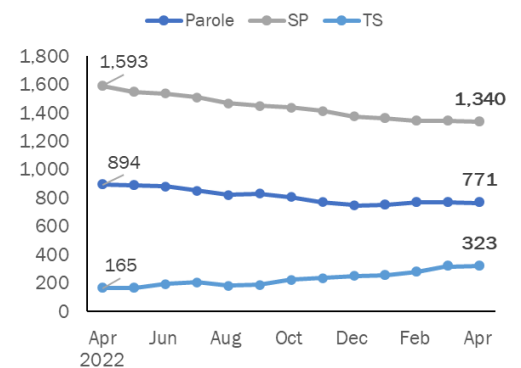


Department of Correction

First-of-the-Month Totals

	2023 Feb. 1	2023 Mar. 1	2023 Apr. 1	2022 Apr. 1	% Change	
					Monthly	Annual
DOC Facilities						
Federal/Other	101	88	100	105	13.6%	-4.8%
Sentenced	6,238	6,293	6,277	5,798	-0.3%	8.3%
Special Parole	254	248	253	295	2.0%	-14.2%
Pretrial	3,453	3,449	3,380	3,629	-2.0%	-6.9%
Total	10,046	10,078	10,010	9,827	-0.7%	1.9%
DOC Community						
Transfer Parole	28	30	34	43	13.3%	-20.9%
Parole/ Parcom Total	612	603	603	735	0.0%	-18.0%
Parole	464	457	451	586	-1.3%	-23.0%
Parcom @ CT	148	146	152	149	4.1%	2.0%
Furlough	39	23	29	11	26.1%	163.6%
Trans Placement	36	29	33	49	13.8%	-32.7%
DUI/Home confine.	84	70	80	74	14.3%	8.1%
Halfway House Total	987	1,008	1,020	847	1.2%	20.4%
Comm Release	479	487	498	361	2.3%	38.0%
TS	12	12	13	16	8.3%	-18.8%
Parole	161	170	168	159	-1.2%	5.7%
Transfer Parole	21	20	21	19	5.0%	10.5%
Special Parole	314	319	320	292	0.3%	9.6%
TS	270	307	310	149	1.0%	108.1%
Nursing home	1	0	0	0	-	-
Special Parole	1,029	1,024	1,020	1,301	-0.4%	-21.6%
Total	3,086	3,094	3,129	3,209	1.1%	-2.5%

DOC Community Supervision: First-of-the-Month Totals



Bond Ranges for Pretrial Detainees

Bond amount	Feb. 1, 2023	Mar. 1, 2023	Apr. 1, 2023	Apr. 1, 2022
Less than \$20K	403	433	375	423
\$20K to < \$50K	406	389	381	423
\$50K to < \$100K	473	463	422	561
\$100K or higher	2,306	2,311	2,319	2,373
Persons w/bonds	3,588	3,596	3,497	3,780
Over \$1M	512	515	548	434

Pretrial, Weeks held since admission

Weeks since last DOC admit	Feb. 1, 2023	Mar. 1, 2023	Apr. 1, 2023	Apr. 1, 2022
< 1 week	314	307	298	285
1 to < 3 weeks	259	277	255	270
3 to < 10 weeks	646	672	661	679
10 to < 30 weeks	985	963	897	1,023
30 wks or more	1,403	1,395	1,391	1,534
Pretrial prisoners	3,607	3,614	3,502	3,791

Judicial Branch Court Support Services Division

The Jail Reinterview Program

	Pretrial admissions	Offender interviews	Offenders released	Released last year
JAN	1,020	1,009	218	118
FEB	918	847	225	203
MAR	1,111	1,055	267	255

Pretrial Bail and Probation Caseloads

	Pretrial bail case starts	Client supv. starts	Split sentence starts	Pretrial bail cases*
JAN	2,461	1,706	310	13,480
FEB	2,119	1,402	263	13,400
MAR '23	2,552	1,735	301	13,436
MAR '22	2,608	1,963	235	13,948

* Reflects open cases as of the first of the month.



Department of Correction

Monthly Totals

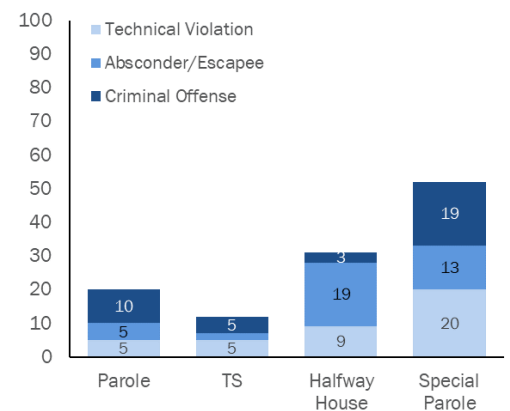
	2023	2023	2023	2022	% Change	
	JAN	FEB	MAR	MAR	Monthly	Annual
Admissions						
Federal/Other	47	27	50	39	85.2%	28.2%
Remands	107	94	116	114	23.4%	1.8%
DUI	4	0	1	5	-	-80.0%
Transfer Parole	0	1	0	1	-100.0%	-100.0%
Parole	20	16	20	19	25.0%	5.3%
Trans Plac/Furlough	2	2	0	1	-100.0%	-100.0%
HWH	29	32	31	33	-3.1%	-6.1%
TS	12	9	12	7	33.3%	71.4%
Special Parole	40	34	52	48	52.9%	8.3%
New Sentence	277	174	156	226	-10.3%	-31.0%
VOP	54	40	34	39	-15.0%	-12.8%
Pretrial	1,020	918	1,111	1,035	21.0%	7.3%
Total	1,451	1,213	1,433	1,414	18.1%	1.3%
Releases and discharges						
Transfer Parole	12	9	21	19	133.3%	10.5%
Parole	65	48	44	67	-8.3%	-34.3%
Furlough	28	20	32	2	60.0%	1500.0%
Trans. Placement	8	2	15	9	650.0%	66.7%
Home Confinement DUI	21	18	28	37	55.6%	-24.3%
HWH	124	98	121	103	23.5%	17.5%
TS	90	81	100	69	23.5%	44.9%
Special Parole	47	60	67	77	11.7%	-13.0%
Nursing home	0	0	0	0	-	-
End of Sentence	381	386	452	358	17.1%	26.3%
Total	776	722	880	741	21.9%	18.8%
Pretrial Releases*						
From Court	343	303	410	356	35.3%	15.2%
Release to Bond	316	324	400	386	23.5%	3.6%

* Totals reflect events, not individual offenders

Pretrial Admissions, New to DOC:

	JAN 2023	FEB 2023	MAR 2023	MAR 2022
Arraignments	2,533	2,103	2,654	2,547
Pretrial Admits	1,020	918	1,111	1,035
New to DOC	242	245	303	250
% New	24%	27%	27%	24%

Remands from Community Release



Board of Pardons and Paroles

Parole Hearings: New Cases

	Parole hearings	Paroles granted	Grant rate	Granted: prior year	Granted: two years prior
JAN	79	44	56%	37	50
FEB	70	32	46%	43	51
MAR	85	35	41%	49	58

Other BOPP Actions

	Reparole from revocation	Early Termination		Special parole discharges	Transfer parole approvals
		Discretionary parole	Special parole		
JAN	35	4	7	21	13
FEB	39	3	4	10	14
MAR	27	8	9	23	11

DOC: Community Release Unit

Case Reviews and Release Metrics

	Cases reviewed	Approved	Denied	Continued	Approval rate
JAN	461	227	49	96	49%
FEB	425	202	36	111	48%
MAR '23	590	317	61	119	54%
MAR '22	492	222	69	105	45%

Monthly data sources: CRMVS via CJIS (arrests), JB CSSD (court and probation figures), BOPP and the DOC.

This report produced by the [Criminal Justice Policy & Planning Division Research Unit](#) at:

The Connecticut Office of Policy and Management
450 Capitol Avenue, Hartford CT, 06106

