


STATE OF CONNECTICUT

Connecticut Parole and Community Services
Monthly Report



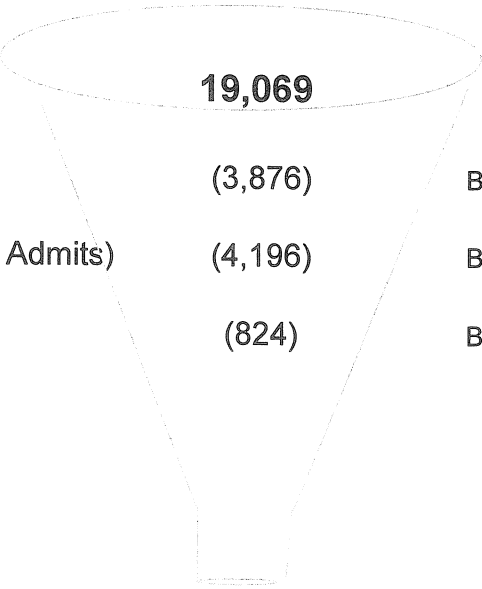
MARCH 2009

(MARCH 2008 to MARCH 2009)

Prepared by
Jerry Stowell

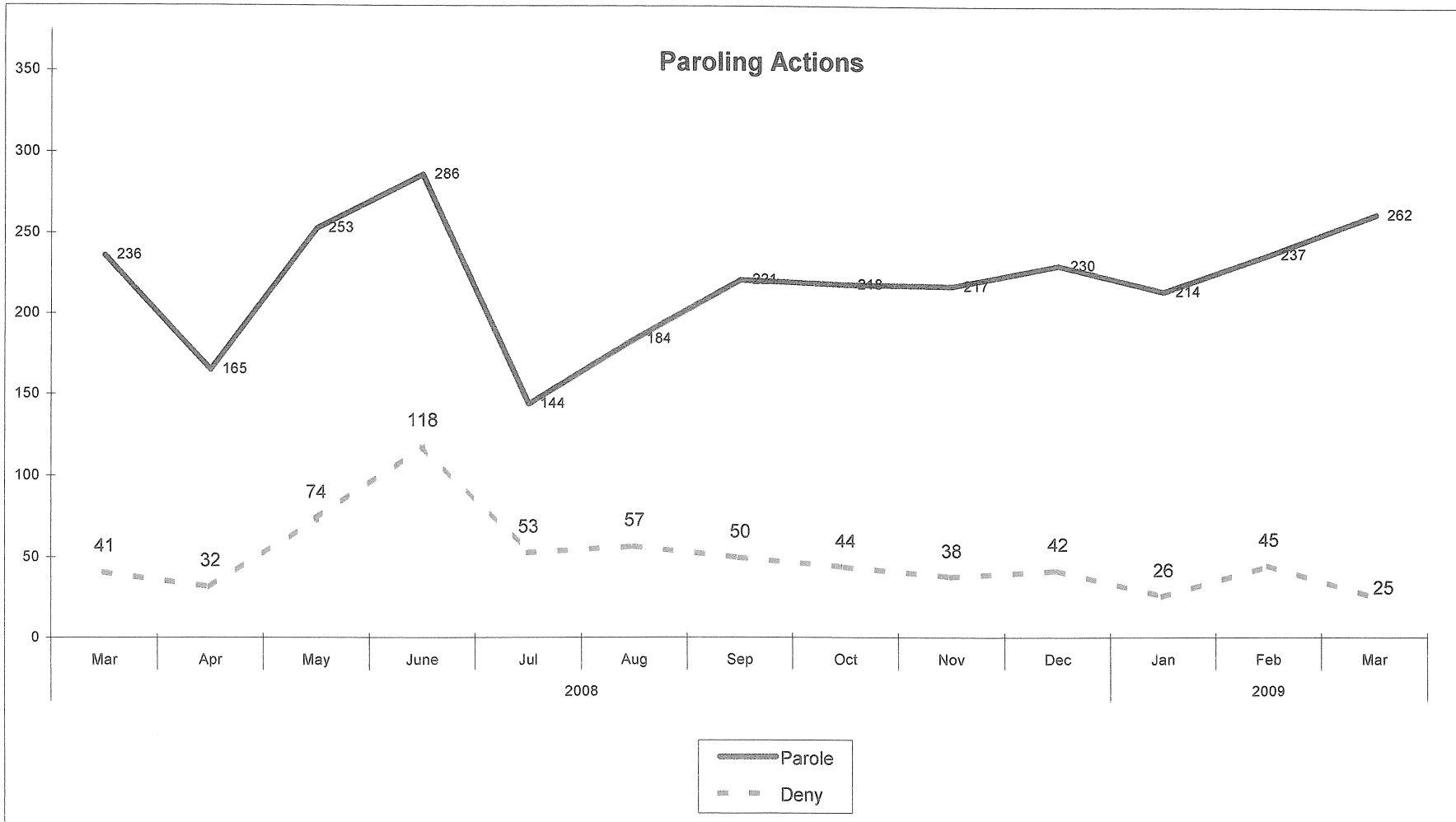
FOR
BOARD OF PARDONS & PAROLES (BOPP)
AND
DEPARTMENT OF CORRECTION (DOC)
Parole and Community Services Division

**Correctional Population and Parole Eligibility
March 31, 2009**



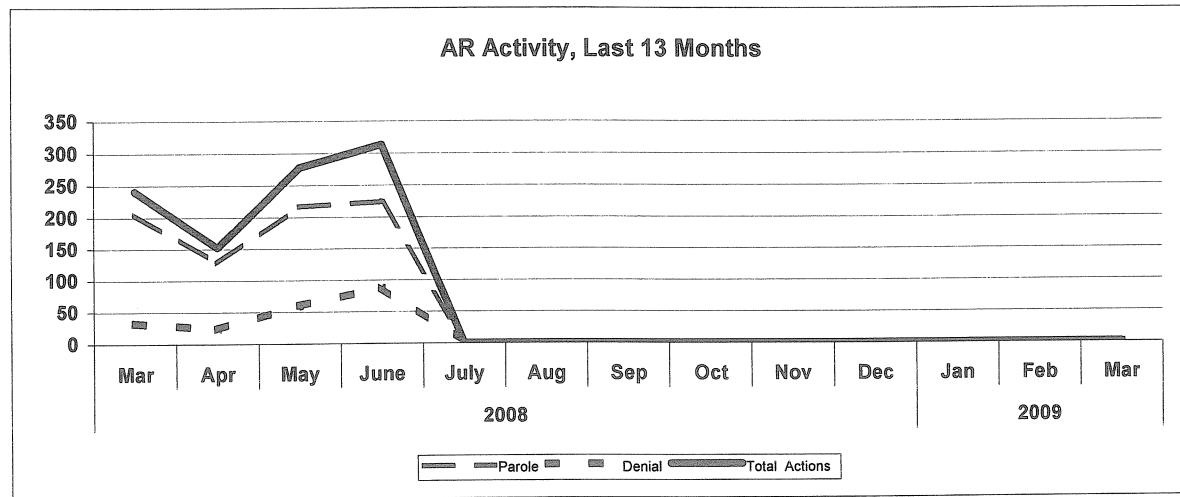
| | | | |
|--|---------------|---------|--------|
| Confined Population | 19,069 | | |
| (Unsentenced and Special Inmates) | (3,876) | Balance | 15,193 |
| (Sentences 2 Years & Less, Cuscom, New Admits) | (4,196) | Balance | 10,997 |
| (Parole Ineligible, crime committed) | (824) | Balance | 10,173 |
| Population Eligible for Parole Consideration: | 10,173 | | |

Connecticut Board of Parole
Hearings Division Monthly Statistics
March 31, 2009



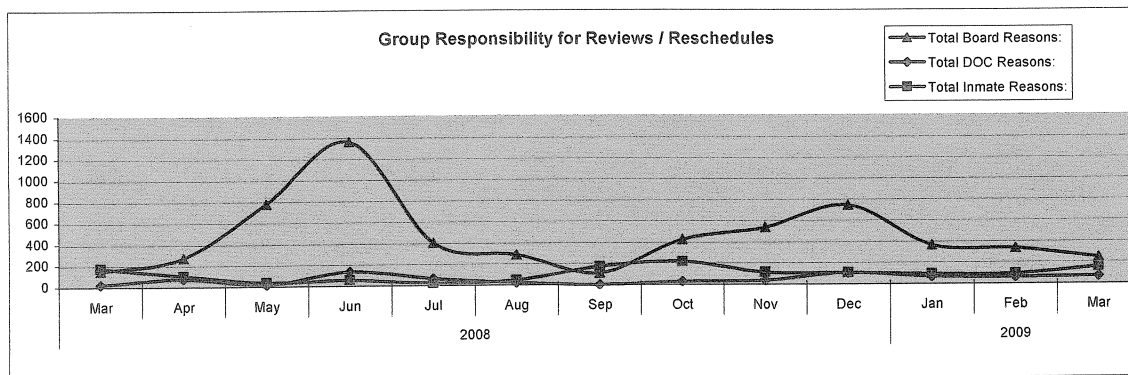
**Connecticut Board of Parole
Hearings Division Monthly Statistics
Administrative Reviews
March 31, 2009**

| | 2008 | | | | | | 2009 | | | | | | |
|-----------------------|------|-----|-----|------|------|-----|------|-----|-----|-----|-----|-----|-----|
| | Mar | Apr | May | June | July | Aug | Sep | Oct | Nov | Dec | Jan | Feb | Mar |
| Parole | 205 | 128 | 217 | 224 | 0 | 0 | 0 | 0 | 0 | 0 | 0 | 0 | 0 |
| Denial | 33 | 24 | 60 | 88 | 0 | 0 | 0 | 0 | 0 | 0 | 0 | 0 | 0 |
| Medical Parole | 2 | 0 | 0 | 1 | 0 | 0 | 0 | 0 | 0 | 0 | 0 | 0 | 0 |
| Total Actions | 240 | 152 | 277 | 313 | 0 | 0 | 0 | 0 | 0 | 0 | 0 | 0 | 0 |



**Connecticut Board of Parole
Types of Review and Rescheduling Activities
March 2009**

| | 2008 | | | | | | 2009 | | | | | | |
|---------------------------------------|------------|------------|------------|-------------|------------|------------|------------|------------|------------|------------|------------|------------|------------|
| | Mar | Apr | May | Jun | Jul | Aug | Sep | Oct | Nov | Dec | Jan | Feb | Mar |
| <u>Inmate-Related Reasons:</u> | | | | | | | | | | | | | |
| Regular Hearings | | | | | | | | | | | | | |
| In Seg/Punitive Seg | 1 | 1 | 0 | 2 | 3 | 0 | 8 | 1 | 2 | 0 | 6 | 2 | 0 |
| Inmate's Request | 0 | 0 | 1 | 0 | 0 | 4 | 2 | 4 | 0 | 3 | 0 | 2 | 0 |
| Pending Charges | 51 | 19 | 4 | 14 | 2 | 2 | 16 | 24 | 17 | 11 | 11 | 14 | 24 |
| Pending DR | 0 | 0 | 0 | 0 | 0 | 0 | 0 | 0 | 0 | 0 | 0 | 0 | 0 |
| SRG Affiliation | 2 | 1 | 1 | 1 | 1 | 0 | 37 | 18 | 8 | 11 | 9 | 6 | 2 |
| Pending Waiver | 2 | 0 | 0 | 0 | 0 | 0 | 0 | 0 | 0 | 0 | 1 | 0 | 0 |
| 85% Status | 52 | 36 | 6 | 11 | 1 | 0 | 51 | 103 | 12 | 15 | 16 | 29 | 32 |
| Case Review | 52 | 1 | 0 | 1 | 1 | 5 | 25 | 24 | 36 | 35 | 26 | 23 | 61 |
| Revocation Hearings: | | | | | | | | | | | | | |
| Attorney | 0 | 1 | 2 | 1 | 1 | 0 | 1 | 1 | 3 | 2 | 3 | 1 | 1 |
| Pending Charges | 18 | 46 | 25 | 28 | 16 | 36 | 32 | 42 | 36 | 32 | 22 | 16 | 35 |
| Total Inmate Reasons: | 178 | 105 | 39 | 58 | 25 | 47 | 172 | 217 | 114 | 109 | 94 | 93 | 155 |
| <u>DOC-Related Reasons</u> | | | | | | | | | | | | | |
| Regular Hearings | | | | | | | | | | | | | |
| Transportation | 19 | 58 | 0 | 118 | 61 | 23 | 4 | 24 | 34 | 95 | 65 | 59 | 65 |
| Awaiting MH Evaluation | 6 | 21 | 19 | 16 | 4 | 0 | 0 | 6 | 4 | 12 | 3 | 5 | 3 |
| Total DOC Reasons: | 25 | 79 | 19 | 134 | 65 | 23 | 4 | 30 | 38 | 107 | 68 | 64 | 68 |
| <u>Board-Related Reasons</u> | | | | | | | | | | | | | |
| Regular Hearings | | | | | | | | | | | | | |
| Additional Info | 29 | 53 | 76 | 127 | 66 | 28 | 3 | 24 | 43 | 98 | 53 | 36 | 19 |
| Additional Offense Info | 28 | 186 | 73 | 26 | 10 | 2 | 1 | 0 | 5 | 23 | 7 | 13 | 3 |
| Hearing Cancelled | 5 | 5 | 6 | 0 | 18 | 26 | 0 | 43 | 20 | 3 | 43 | 12 | 14 |
| Ineligible-PE date | 0 | 0 | 1 | 0 | 0 | 4 | 2 | 4 | 0 | 3 | 0 | 2 | 0 |
| No Parole Package | 2 | 0 | 0 | 0 | 0 | 0 | 0 | 0 | 0 | 0 | 1 | 0 | 0 |
| Awaiting Sex Offender Eval | 0 | 0 | 0 | 0 | 0 | 0 | 0 | 0 | 0 | 0 | 0 | 0 | 0 |
| Other | 86 | 28 | 5 | 42 | 4 | 6 | 60 | 64 | 5 | 21 | 28 | 44 | 51 |
| Cont, P.S.I. | | | 40 | 82 | 8 | 1 | 0 | 7 | 15 | 21 | 7 | 5 | 2 |
| Cont, Transcript | | | 365 | 488 | 54 | 7 | 1 | 16 | 16 | 50 | 6 | 17 | 5 |
| Cont, Interview | | | 67 | 267 | 123 | 131 | 10 | 225 | 347 | 373 | 157 | 163 | 108 |
| Cont, Judicial Info. | | | 60 | 125 | 13 | 8 | 1 | 9 | 24 | 51 | 18 | 7 | 3 |
| Cont, Police Report | | | 73 | 197 | 98 | 39 | 0 | 27 | 26 | 90 | 25 | 21 | 9 |
| Cont, Rev Hrng, other | | | 7 | 6 | 8 | 34 | 34 | 4 | 32 | 9 | 19 | 14 | 28 |
| Total Board Reasons: | 150 | 272 | 773 | 1360 | 402 | 286 | 112 | 423 | 533 | 742 | 364 | 334 | 242 |
| All Reasons: | 353 | 456 | 831 | 1552 | 492 | 356 | 288 | 670 | 685 | 958 | 526 | 491 | 465 |

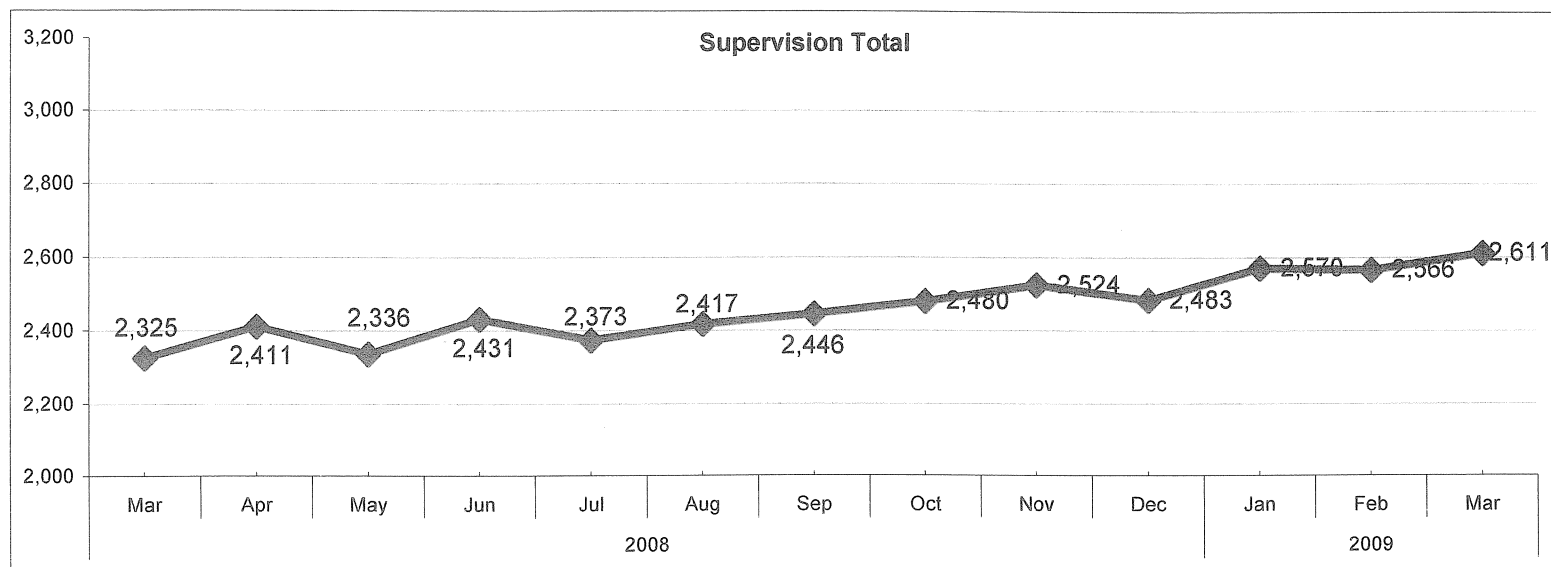


**Parole Granting Rate
April 2008 - March 2009**


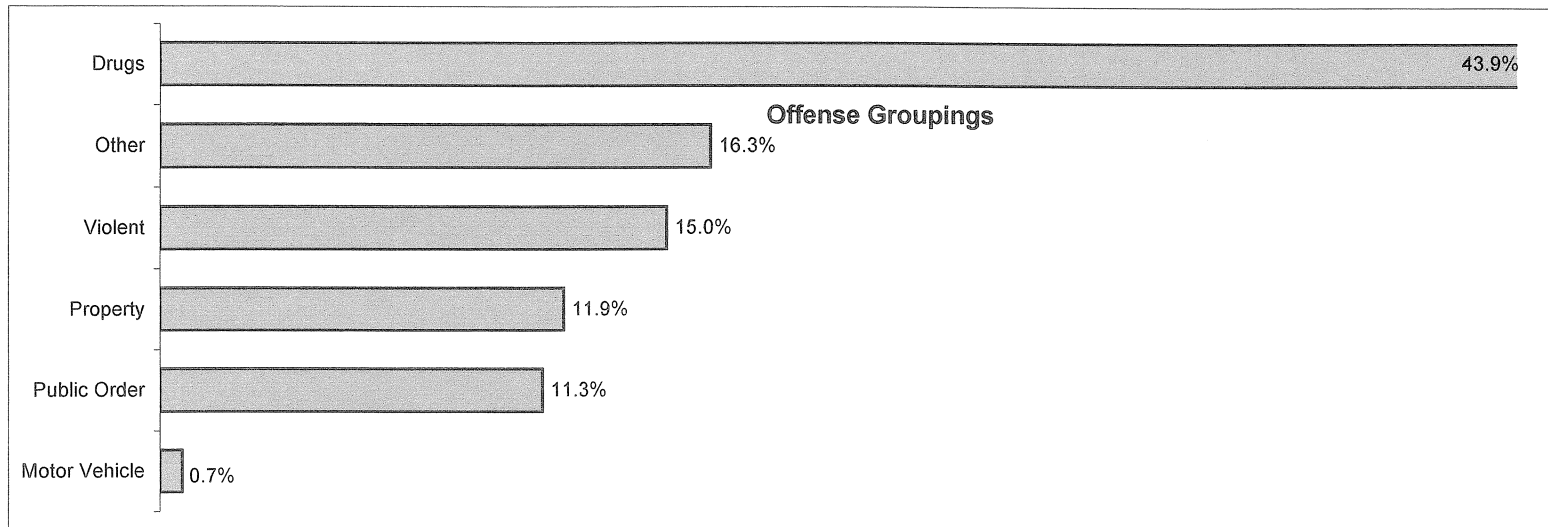
| | Full Panel Hearings | Administrative Reviews |
|------------------|--------------------------------|-----------------------------------|
| April | 82% | 84% |
| May | 72% | 78% |
| June | 67% | 72% |
| July | 73% | N/A |
| August | 76% | N/A |
| September | 82% | N/A |
| October | 83% | N/A |
| November | 85% | N/A |
| December | 85% | N/A |
| January | 89% | N/A |
| February | 84% | N/A |
| March | 91% | N/A |
| Average: | 81% | 78% |

Connecticut Board of Parole Parole Supervision Caseload March 31, 2009

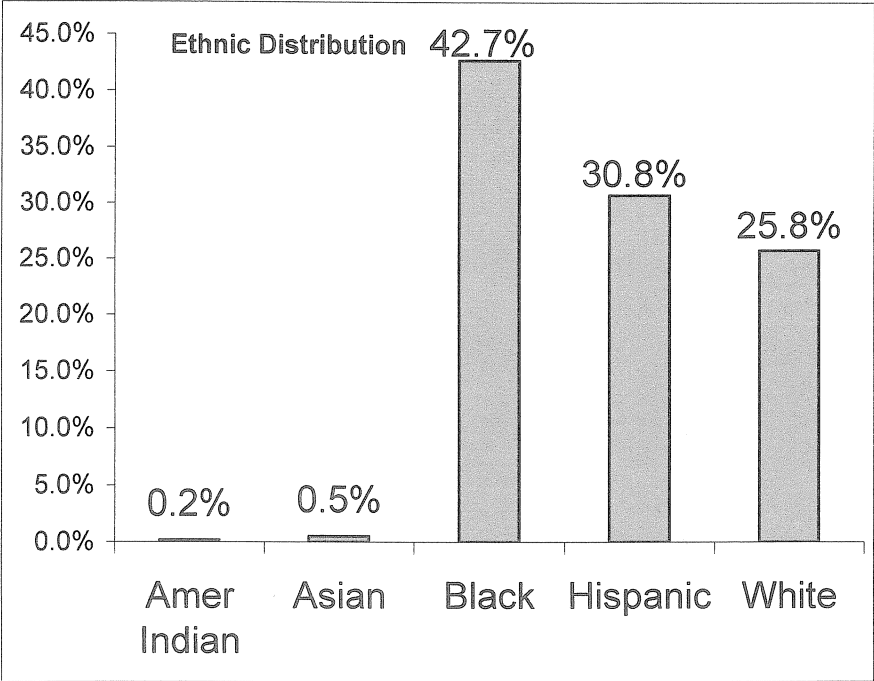
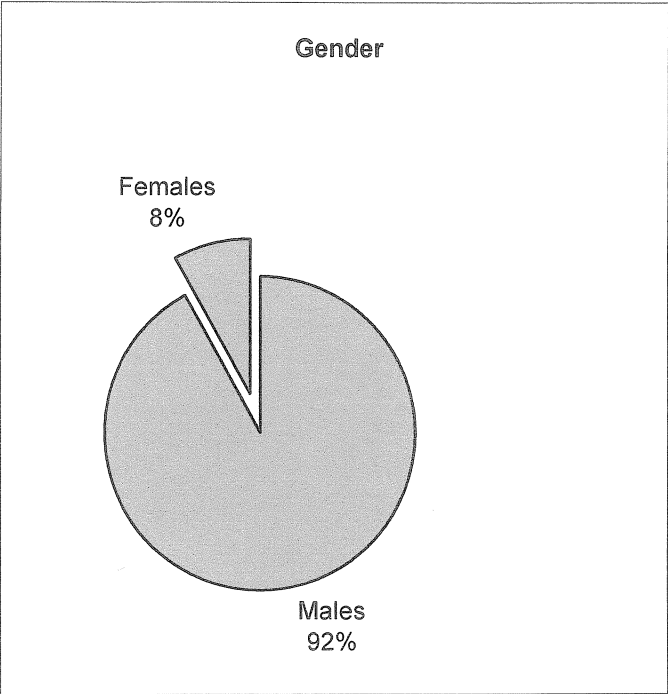
| | 2008 | | | | | | | | | | | | 2009 | | | 12 Mo |
|--|--------------|--------------|--------------|--------------|--------------|--------------|--------------|--------------|--------------|--------------|--------------|--------------|--------------|--------------|--|-------|
| | Mar | Apr | May | Jun | Jul | Aug | Sep | Oct | Nov | Dec | Jan | Feb | Mar | Avg. | | |
| CT Parolees Supervised in CT | 1,958 | 2,032 | 1,972 | 2,063 | 1,993 | 2,046 | 2,072 | 2,110 | 2,143 | 2,114 | 2,201 | 2,198 | 2,250 | 2,099 | | |
| Out Of State Parolees Supervised in CT | 158 | 163 | 159 | 154 | 166 | 164 | 160 | 169 | 165 | 165 | 165 | 168 | 159 | 163 | | |
| CT Supervision Total: | 2,116 | 2,195 | 2,131 | 2,217 | 2,159 | 2,210 | 2,232 | 2,279 | 2,308 | 2,279 | 2,366 | 2,366 | 2,409 | 2,263 | | |
| CT Parolees Supervised Out of State | 209 | 216 | 205 | 214 | 214 | 207 | 214 | 201 | 216 | 204 | 204 | 200 | 202 | 208 | | |
| Supervision Total: | 2,325 | 2,411 | 2,336 | 2,431 | 2,373 | 2,417 | 2,446 | 2,480 | 2,524 | 2,483 | 2,570 | 2,566 | 2,611 | 2,471 | | |
| Parole Violators Confined | 451 | 425 | 422 | 404 | 412 | 403 | 345 | 383 | 374 | 350 | 357 | 337 | 344 | 380 | | |
| GRAND TOTAL | 2,776 | 2,836 | 2,758 | 2,835 | 2,785 | 2,820 | 2,791 | 2,863 | 2,898 | 2,833 | 2,927 | 2,903 | 2,955 | 2,850 | | |



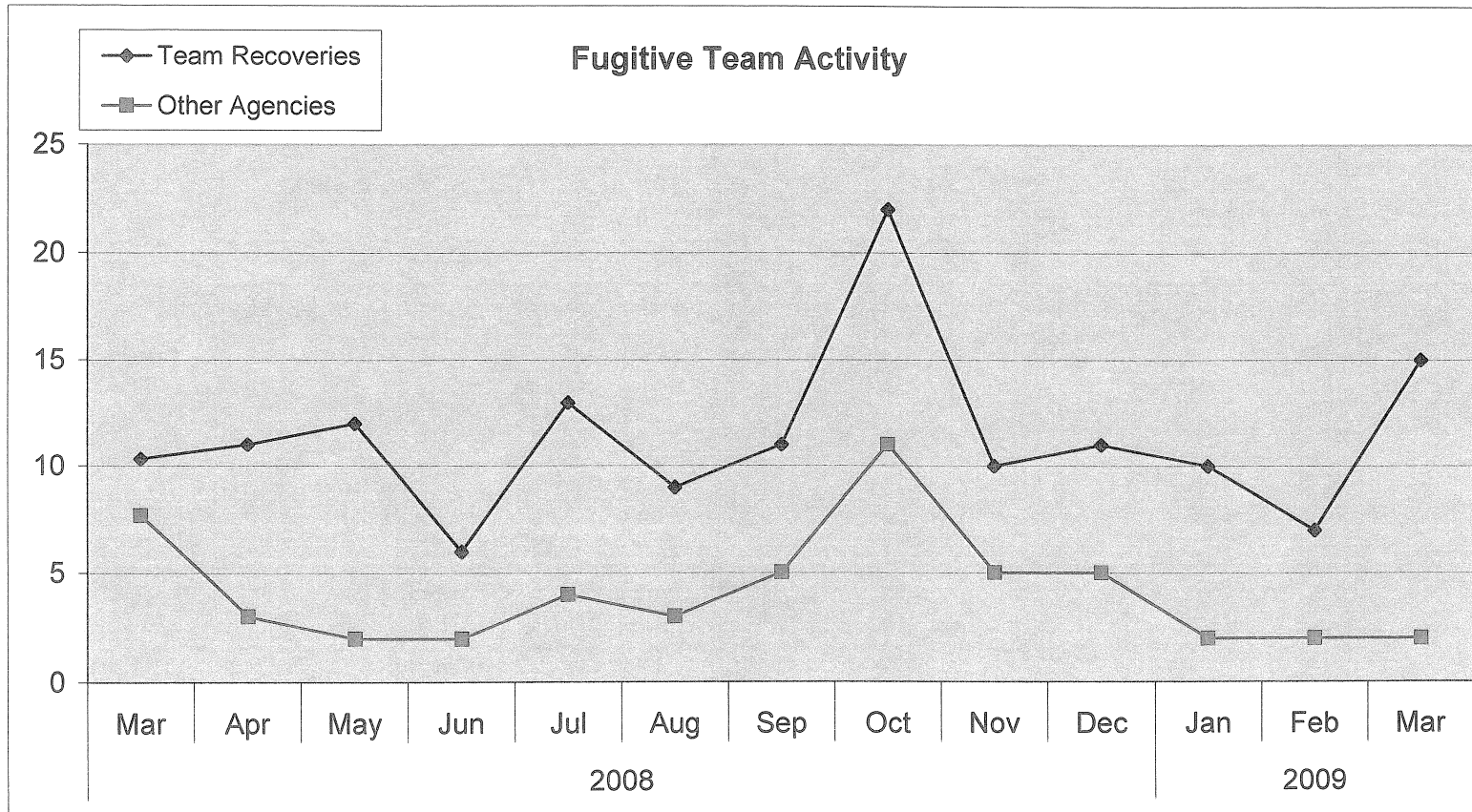
Connecticut Board of Parole Parole Supervision Caseload March 31, 2009



**Connecticut Board of Parole
Parole Supervision Caseload
March 31, 2009**



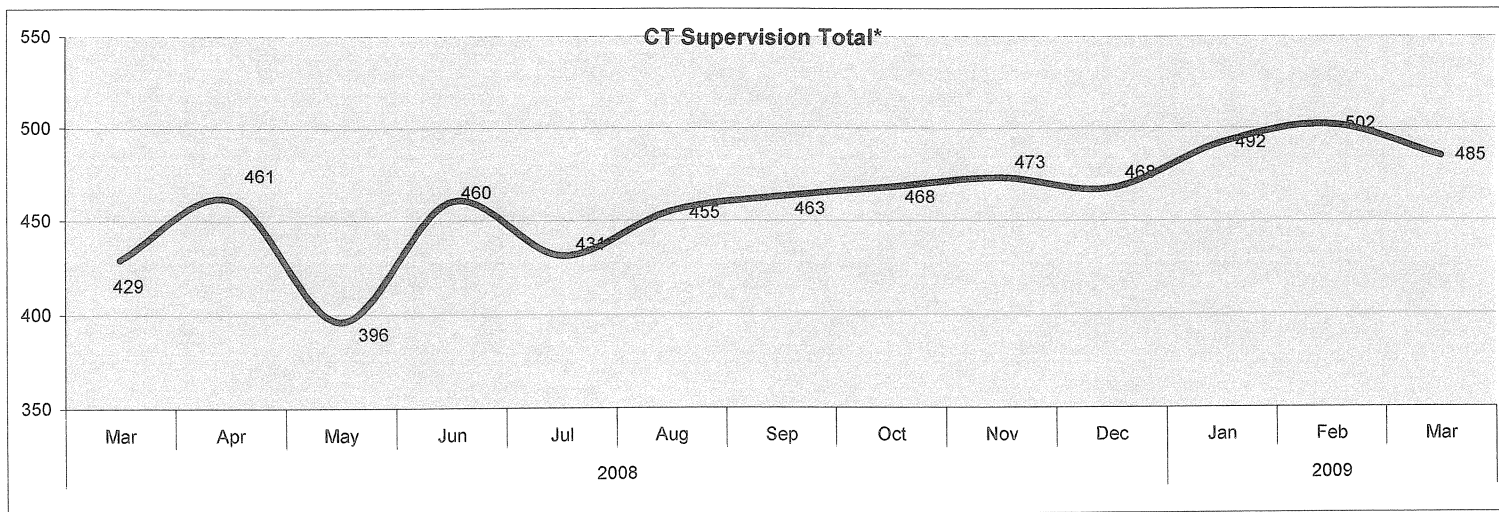
Connecticut Board of Parole
Parole Supervision Caseload
March 31, 2009



Parole Supervision Caseload March 31, 2009

Bridgeport District Office Supervision Caseload

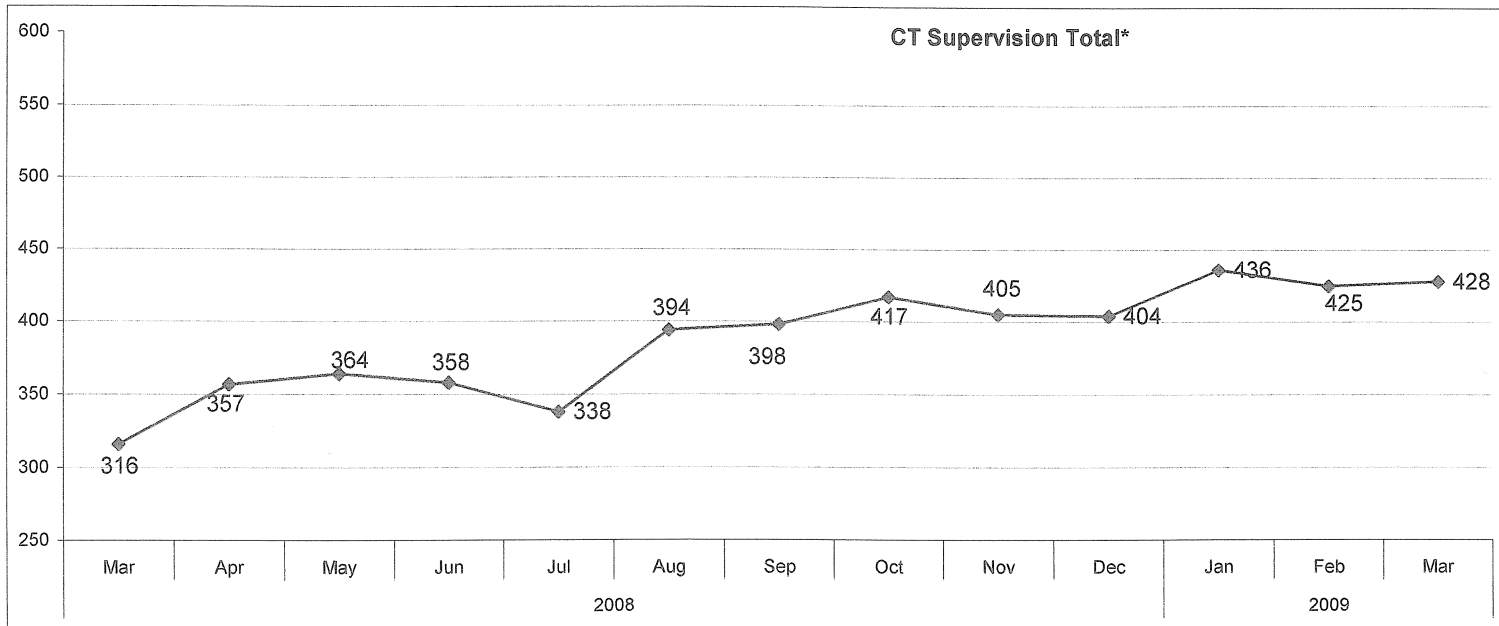
| | 2008 | | | | | | | | | | | | 2009 | | |
|---|------|-----|-----|-----|-----|-----|-----|-----|-----|-----|-----|-----|------|-----|-----|
| | Mar | Apr | May | Jun | Jul | Aug | Sep | Oct | Nov | Dec | Jan | Feb | Mar | Jan | Mar |
| CT Parolees Supervised in CT | 388 | 417 | 358 | 420 | 385 | 409 | 422 | 421 | 427 | 422 | 447 | 454 | 440 | | |
| Out Of State Parolees Supervised in CT | 41 | 44 | 38 | 40 | 46 | 46 | 41 | 47 | 46 | 46 | 45 | 48 | 45 | | |
| CT Supervision Total: | 429 | 461 | 396 | 460 | 431 | 455 | 463 | 468 | 473 | 468 | 492 | 502 | 485 | | |
| Parole Violators Confined | 64 | 43 | 64 | 50 | 64 | 66 | 45 | 62 | 69 | 64 | 66 | 66 | 76 | | |
| GRAND TOTAL | 493 | 504 | 460 | 510 | 495 | 521 | 508 | 530 | 542 | 532 | 558 | 568 | 561 | | |



Parole Supervision Caseload March 31, 2009

Hartford District Office Supervision Caseload

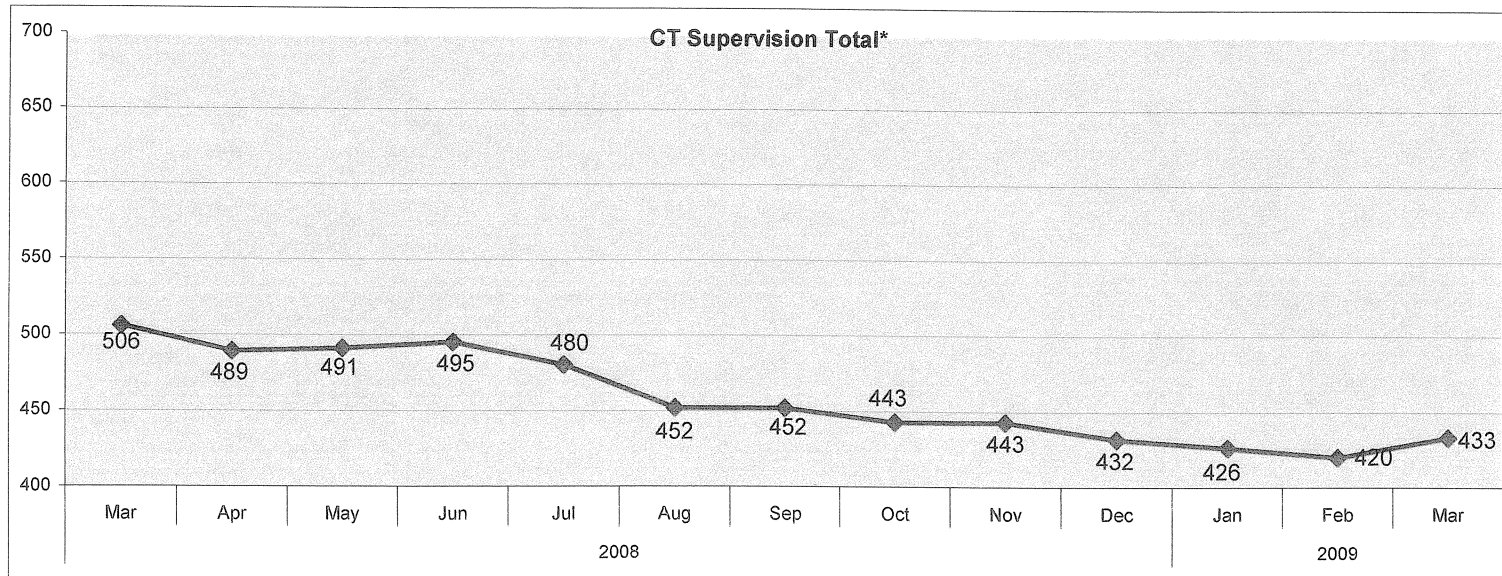
| | 2008 | | | | | | | | | | | | 2009 | |
|--|------------|------------|------------|------------|------------|------------|------------|------------|------------|------------|------------|------------|------------|--|
| | Mar | Apr | May | Jun | Jul | Aug | Sep | Oct | Nov | Dec | Jan | Feb | Mar | |
| CT Parolees Supervised in CT | 293 | 330 | 338 | 339 | 317 | 371 | 378 | 398 | 385 | 386 | 415 | 402 | 404 | |
| Out Of State Parolees Supervised in CT | 23 | 27 | 26 | 19 | 21 | 23 | 20 | 19 | 20 | 18 | 21 | 23 | 24 | |
| CT Supervision Total: | 316 | 357 | 364 | 358 | 338 | 394 | 398 | 417 | 405 | 404 | 436 | 425 | 428 | |
| Parole Violators Confined | 104 | 101 | 71 | 80 | 93 | 83 | 72 | 79 | 85 | 88 | 94 | 70 | 72 | |
| GRAND TOTAL | 420 | 458 | 435 | 438 | 431 | 477 | 470 | 496 | 490 | 492 | 530 | 495 | 500 | |



Parole Supervision Caseload March 31, 2009

New Haven District Office Supervision Caseload

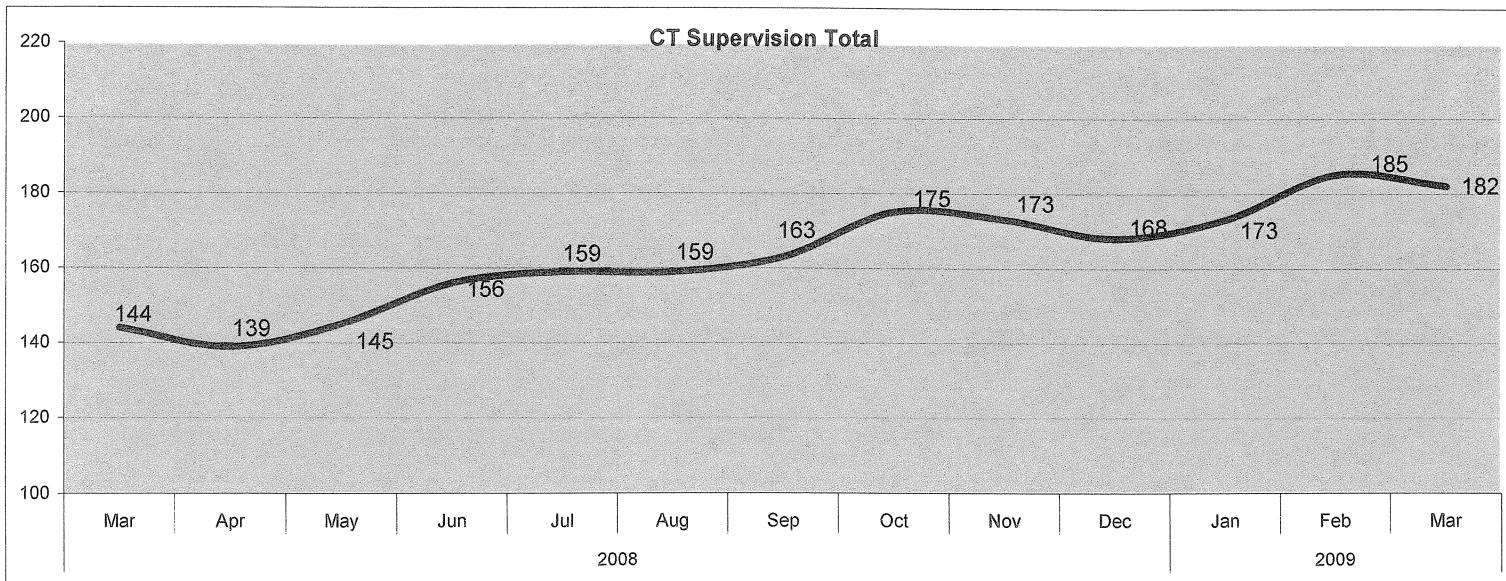
| | 2008 | | | | | | | | | | | | 2009 | | |
|--|------------|------------|------------|------------|------------|------------|------------|------------|------------|------------|------------|------------|------------|--|--|
| | Mar | Apr | May | Jun | Jul | Aug | Sep | Oct | Nov | Dec | Jan | Feb | Mar | | |
| CT Parolees Supervised in CT | 483 | 465 | 465 | 470 | 455 | 430 | 429 | 420 | 422 | 410 | 403 | 397 | 410 | | |
| Out Of State Parolees Supervised in CT | 23 | 24 | 26 | 25 | 25 | 22 | 23 | 23 | 21 | 22 | 23 | 23 | 23 | | |
| CT Supervision Total: | 506 | 489 | 491 | 495 | 480 | 452 | 452 | 443 | 443 | 432 | 426 | 420 | 433 | | |
| Parole Violators Confined | 104 | 105 | 101 | 97 | 86 | 85 | 75 | 80 | 74 | 54 | 62 | 73 | 69 | | |
| GRAND TOTAL | 610 | 594 | 592 | 592 | 566 | 537 | 527 | 523 | 517 | 486 | 488 | 493 | 502 | | |



Parole Supervision Caseload March 31, 2009

Special Management Supervision Caseload

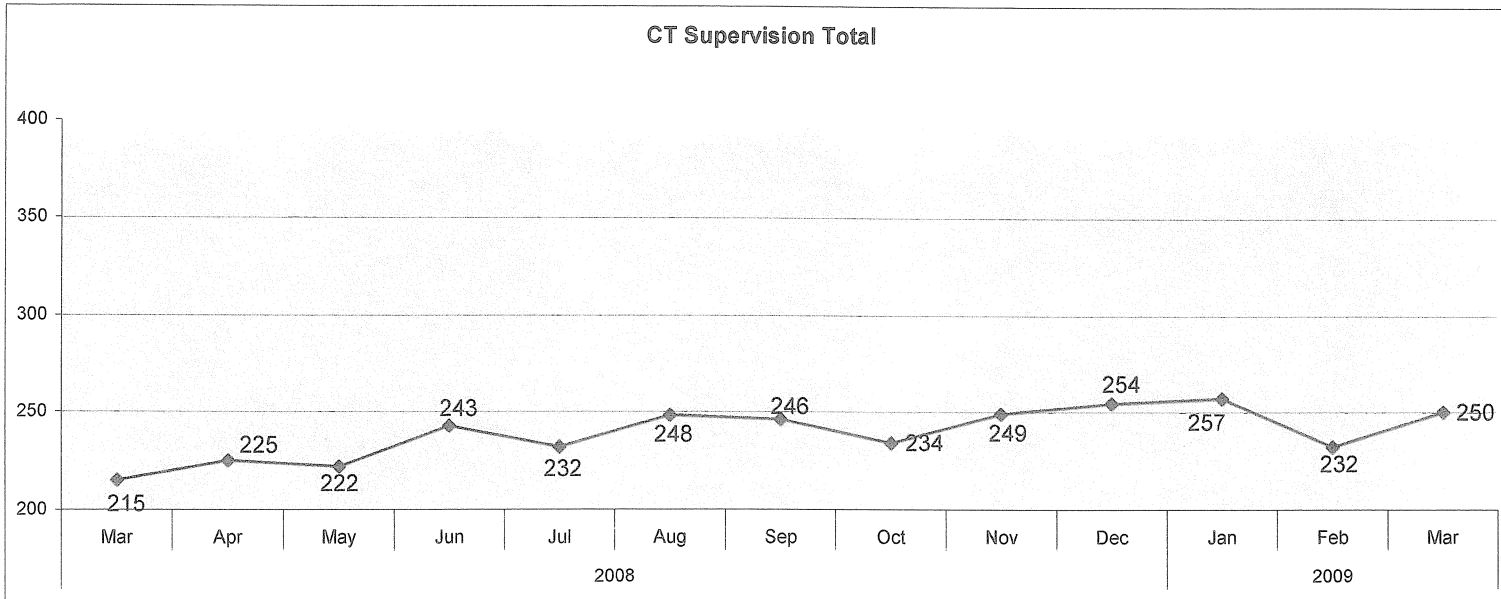
| | 2008 | | | | | | | | | | | | 2009 | | |
|---|------|-----|-----|-----|-----|-----|-----|-----|-----|-----|-----|-----|------|--|--|
| | Mar | Apr | May | Jun | Jul | Aug | Sep | Oct | Nov | Dec | Jan | Feb | Mar | | |
| CT Parolees Supervised in CT | 135 | 129 | 134 | 144 | 146 | 147 | 149 | 161 | 161 | 157 | 162 | 171 | 169 | | |
| Out Of State Parolees Supervised in CT | 9 | 10 | 11 | 12 | 13 | 12 | 14 | 14 | 12 | 11 | 11 | 14 | 13 | | |
| CT Supervision Total: | 144 | 139 | 145 | 156 | 159 | 159 | 163 | 175 | 173 | 168 | 173 | 185 | 182 | | |
| Parole Violators Confined | 51 | 52 | 57 | 46 | 34 | 36 | 40 | 34 | 34 | 37 | 33 | 32 | 31 | | |
| GRAND TOTAL | 195 | 191 | 202 | 202 | 193 | 195 | 203 | 209 | 207 | 205 | 206 | 217 | 213 | | |



Parole Supervision Caseload March 31, 2009

Norwich/New London Caseload

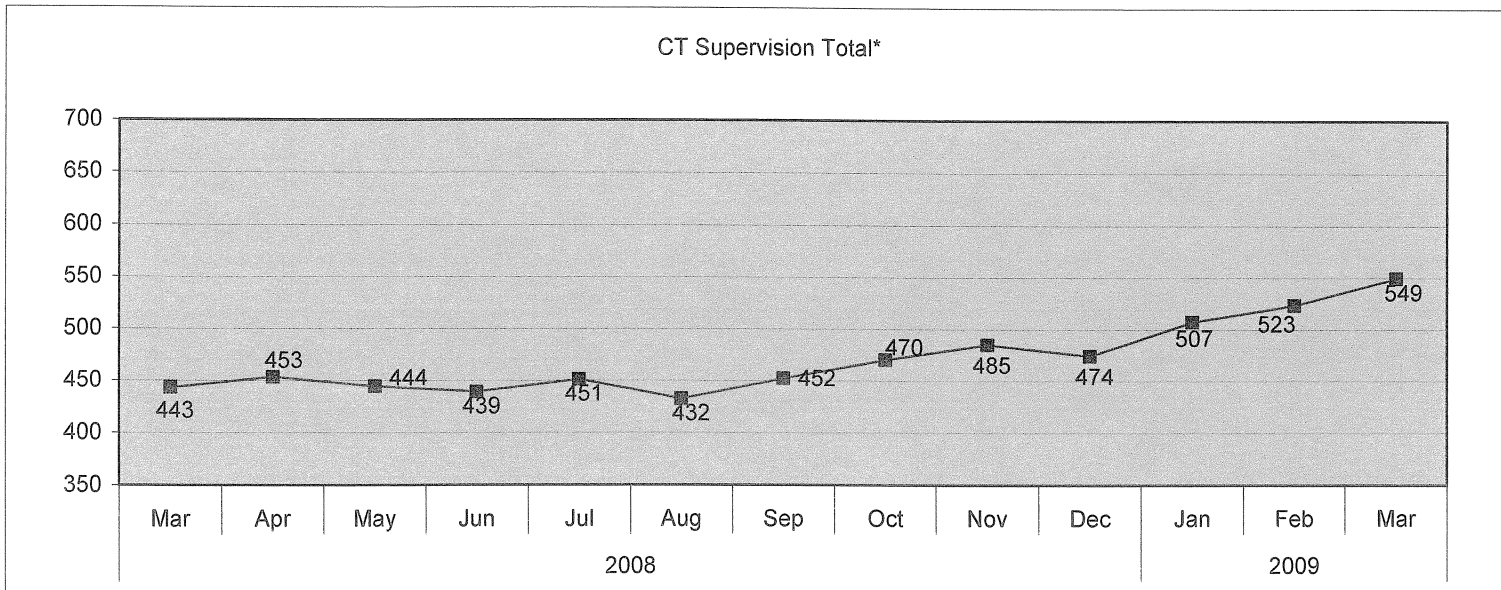
| | 2008 | | | | | | | | | | | | 2009 | | |
|--|------|-----|-----|-------|-----|------|-----|-----|-----|-----|-----|-----|------|--|--|
| | Mar | Apr | May | Jun | Jul | Aug | Sep | Oct | Nov | Dec | Jan | Feb | Mar | | |
| CT Parolees Supervised in CT | 190 | 199 | 196 | 218 | 209 | 224 | 224 | 211 | 225 | 229 | 236 | 216 | 234 | | |
| Out Of State Parolees Supervised in CT | 25 | 26 | 26 | 24.67 | 23 | 24 | 22 | 23 | 24 | 26 | 21 | 16 | 16.1 | | |
| CT Supervision Total: | 215 | 225 | 222 | 242.7 | 232 | 248 | 246 | 234 | 249 | 254 | 257 | 232 | 250 | | |
| Parole Violators Confined | 49 | 48 | 46 | 45.33 | 49 | 49.8 | 52 | 55 | 44 | 47 | 39 | 40 | 38.9 | | |
| GRAND TOTAL | 264 | 273 | 268 | 288 | 281 | 298 | 298 | 289 | 293 | 301 | 296 | 272 | 289 | | |



Parole Supervision Caseload March 31, 2009

Waterbury Caseload

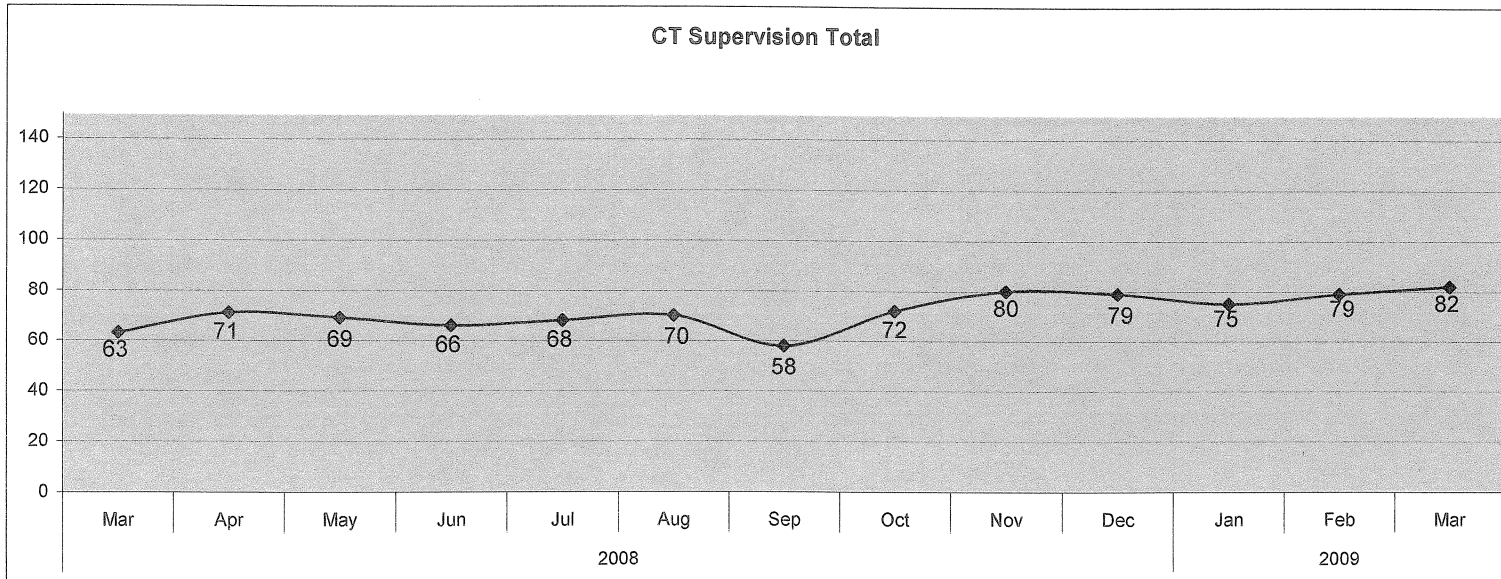
| | 2008 | | | | | | | | | | | | 2009 | | |
|--|------|-----|-----|-----|-----|-----|-----|-----|-----|-----|-----|-----|------|--|--|
| | Mar | Apr | May | Jun | Jul | Aug | Sep | Oct | Nov | Dec | Jan | Feb | Mar | | |
| CT Parolees Supervised in CT | 409 | 423 | 413 | 407 | 414 | 395 | 414 | 429 | 447 | 437 | 469 | 485 | 515 | | |
| Out Of State Parolees Supervised in CT | 34 | 30 | 31 | 32 | 37 | 37 | 38 | 41 | 38 | 37 | 38 | 38 | 34 | | |
| CT Supervision Total: | 443 | 453 | 444 | 439 | 451 | 432 | 452 | 470 | 485 | 474 | 507 | 523 | 549 | | |
| Parole Violators Confined | 68 | 64 | 70 | 73 | 78 | 71 | 52 | 60 | 57 | 47 | 50 | 44 | 47 | | |
| GRAND TOTAL | 511 | 517 | 514 | 512 | 529 | 503 | 504 | 530 | 542 | 521 | 557 | 567 | 596 | | |



Parole Supervision Caseload March 31, 2009

Mental Health Supervision Caseload

| | 2008 | | | | | | | | | | | | 2009 | |
|--|-----------|-----------|-----------|-----------|-----------|-----------|-----------|-----------|-----------|-----------|-----------|-----------|-----------|--|
| | Mar | Apr | May | Jun | Jul | Aug | Sep | Oct | Nov | Dec | Jan | Feb | Mar | |
| CT Parolees Supervised in CT | 60 | 69 | 68 | 65 | 67 | 70 | 56 | 70 | 76 | 73 | 69 | 73 | 78 | |
| Out Of State Parolees Supervised in CT | 3 | 2 | 1 | 1 | 1 | 0 | 2 | 2 | 4 | 6 | 6 | 6 | 4 | |
| CT Supervision Total: | 63 | 71 | 69 | 66 | 68 | 70 | 58 | 72 | 80 | 79 | 75 | 79 | 82 | |
| Parole Violators Confined | 11 | 12 | 13 | 13 | 8 | 12 | 9 | 13 | 11 | 13 | 13 | 12 | 10 | |
| GRAND TOTAL | 74 | 83 | 82 | 79 | 76 | 82 | 67 | 85 | 91 | 92 | 88 | 91 | 92 | |



Connecticut Parole and Community Services

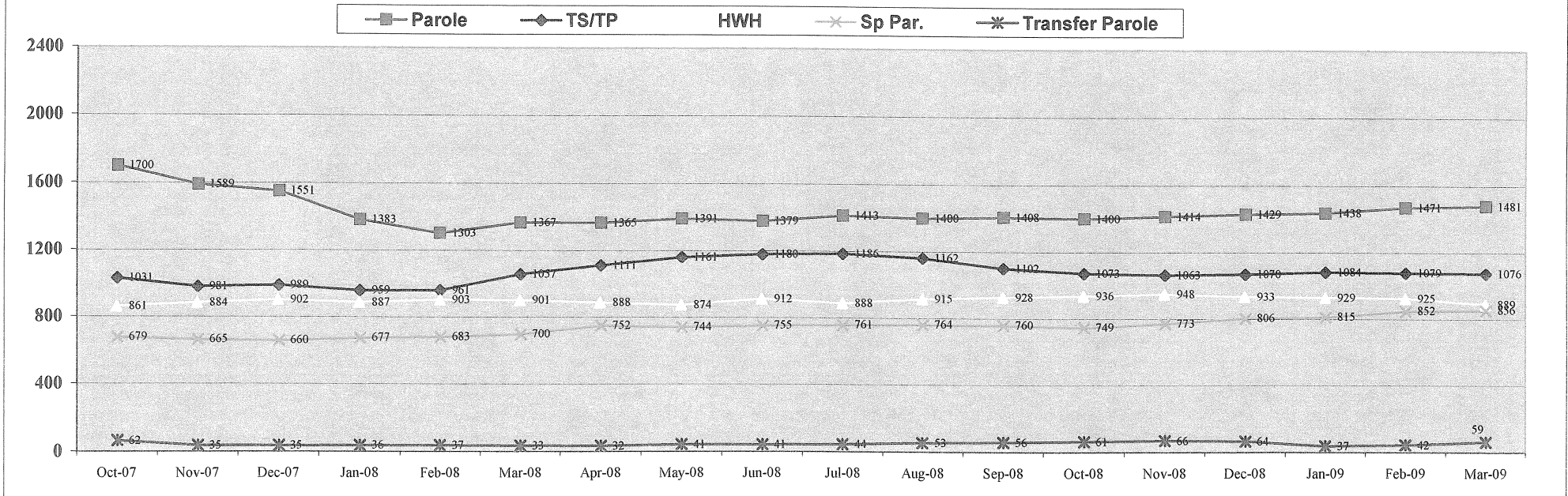
4/1/09 Position Counts and Average Caseloads by District/Unit

| District/Unit | Position | | | | | | |
|----------------------|---------------------|--------------|--------------|-------------------------------|----------------------------|----------------------------|--|
| | Release Coordinator | GPS Officers | GPS Caseload | General/Special Unit Officers | General/Special Unit Cases | General /Special Unit Avg. | |
| Bridgeport | 2 | 1 | 44 | 11 | 658 | 60 | |
| Hartford | 1 | 2 | 98 | 12 | 576 | 48 | |
| New Haven | 1 | 1 | 22 | 14 | 556 | 40 | |
| Norwich/NL | 1 | 1 | 14 | 8 | 440 | 55 | |
| Waterbury | 2 | 1 | 85 | 13 | 771 | 59 | |
| Mental Health | 0 | N/A | N/A | 5 | 120 | 24 | |
| SMU | 0 | N/A | N/A | 8 | 184 | 23 | |

Connecticut DOC Community Supervision - Number of Persons under Supervision by Program Type October 1, 2007 to March 1, 2009

| | Oct-07 | Nov-07 | Dec-07 | Jan-08 | Feb-08 | Mar-08 | Apr-08 | May-08 | Jun-08 | Jul-08 | Aug-08 | Sep-08 | Oct-08 | Nov-08 | Dec-08 | Jan-09 | Feb-09 | Mar-09 |
|-----------------|--------|--------|--------|--------|--------|--------|--------|--------|--------|--------|--------|--------|--------|--------|--------|--------|--------|--------|
| Parole | 1700 | 1589 | 1551 | 1383 | 1303 | 1367 | 1365 | 1391 | 1379 | 1413 | 1400 | 1408 | 1400 | 1414 | 1429 | 1438 | 1471 | 1481 |
| TS/TP | 1031 | 981 | 989 | 959 | 961 | 1057 | 1111 | 1161 | 1180 | 1186 | 1162 | 1102 | 1073 | 1063 | 1070 | 1084 | 1079 | 1076 |
| HWH | 861 | 884 | 902 | 887 | 903 | 901 | 888 | 874 | 912 | 888 | 915 | 928 | 936 | 948 | 933 | 929 | 925 | 889 |
| Sp Par. | 679 | 665 | 660 | 677 | 683 | 700 | 752 | 744 | 755 | 761 | 764 | 760 | 749 | 773 | 806 | 815 | 852 | 856 |
| Transfer Parole | 62 | 35 | 35 | 36 | 37 | 33 | 32 | 41 | 41 | 44 | 53 | 56 | 61 | 66 | 64 | 37 | 42 | 59 |

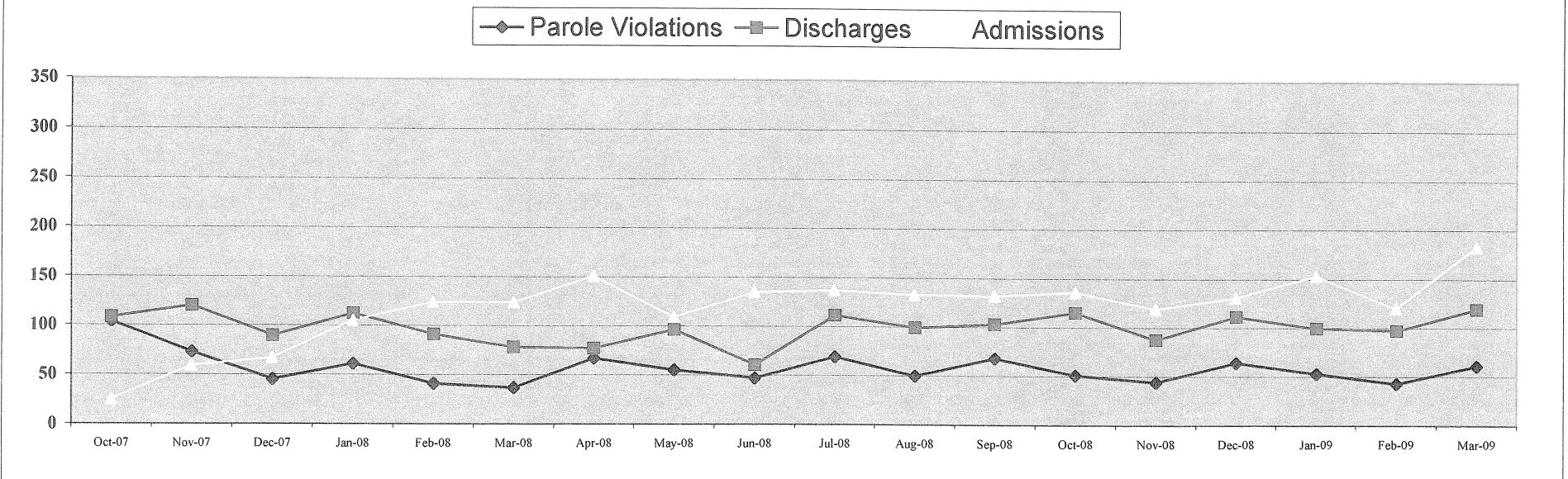
CT DOC Community Supervision - # of Persons under Supervision by Program Type



Admissions to Parole, Discharges & Total Violations by Month October, 2007 through March, 2009

| | Oct-07 | Nov-07 | Dec-07 | Jan-08 | Feb-08 | Mar-08 | Apr-08 | May-08 | Jun-08 | Jul-08 | Aug-08 | Sep-08 | Oct-08 | Nov-08 | Dec-08 | Jan-09 | Feb-09 | Mar-09 |
|-----------------------------|--------|--------|--------|--------|--------|--------|--------|--------|--------|--------|--------|--------|--------|--------|--------|--------|--------|--------|
| Parole Violations | 104 | 73 | 45 | 61 | 41 | 37 | 67 | 55 | 47 | 69 | 50 | 68 | 51 | 44 | 64 | 53 | 43 | 61 |
| Discharges | 108 | 120 | 89 | 112 | 91 | 78 | 77 | 96 | 60 | 111 | 99 | 103 | 115 | 87 | 111 | 99 | 97 | 119 |
| Admissions | 25 | 59 | 67 | 105 | 124 | 124 | 151 | 109 | 135 | 137 | 133 | 132 | 136 | 119 | 131 | 153 | 120 | 183 |
| Facility Population Impact* | 79 | 14 | -22 | -44 | -83 | -87 | -84 | -54 | -88 | -68 | -83 | -64 | -85 | -75 | -67 | -100 | -77 | -122 |

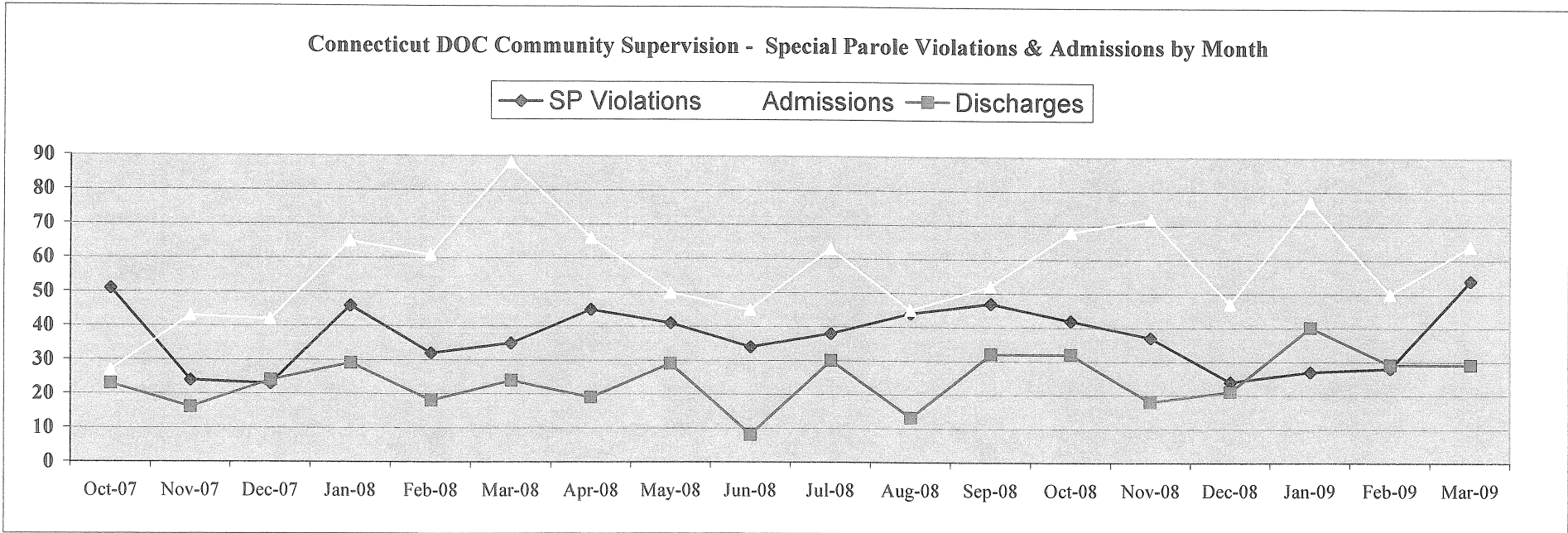
Connecticut DOC Community Supervision - Parole Violations, Discharges & Admissions by Month



*Admissions minus parole violations.

Admissions to Special Parole, Discharges & Total Violations by Month October, 2007 through March, 2009

| | Oct-07 | Nov-07 | Dec-07 | Jan-08 | Feb-08 | Mar-08 | Apr-08 | May-08 | Jun-08 | Jul-08 | Aug-08 | Sep-08 | Oct-08 | Nov-08 | Dec-08 | Jan-09 | Feb-09 | Mar-09 |
|-----------------------------|--------|--------|--------|--------|--------|--------|--------|--------|--------|--------|--------|--------|--------|--------|--------|--------|--------|--------|
| SP Violations | 51 | 24 | 23 | 46 | 32 | 35 | 45 | 41 | 34 | 38 | 44 | 47 | 42 | 37 | 24 | 27 | 28 | 54 |
| Discharges | 23 | 16 | 24 | 29 | 18 | 24 | 19 | 29 | 8 | 30 | 13 | 32 | 32 | 18 | 21 | 40 | 29 | 29 |
| Admissions | 27 | 43 | 42 | 65 | 61 | 88 | 66 | 50 | 45 | 63 | 45 | 52 | 68 | 72 | 47 | 77 | 50 | 64 |
| Facility population impact* | 24 | -19 | -19 | -19 | -29 | -53 | -21 | -9 | -11 | -25 | -1 | -5 | -26 | -35 | -23 | -50 | -22 | -10 |

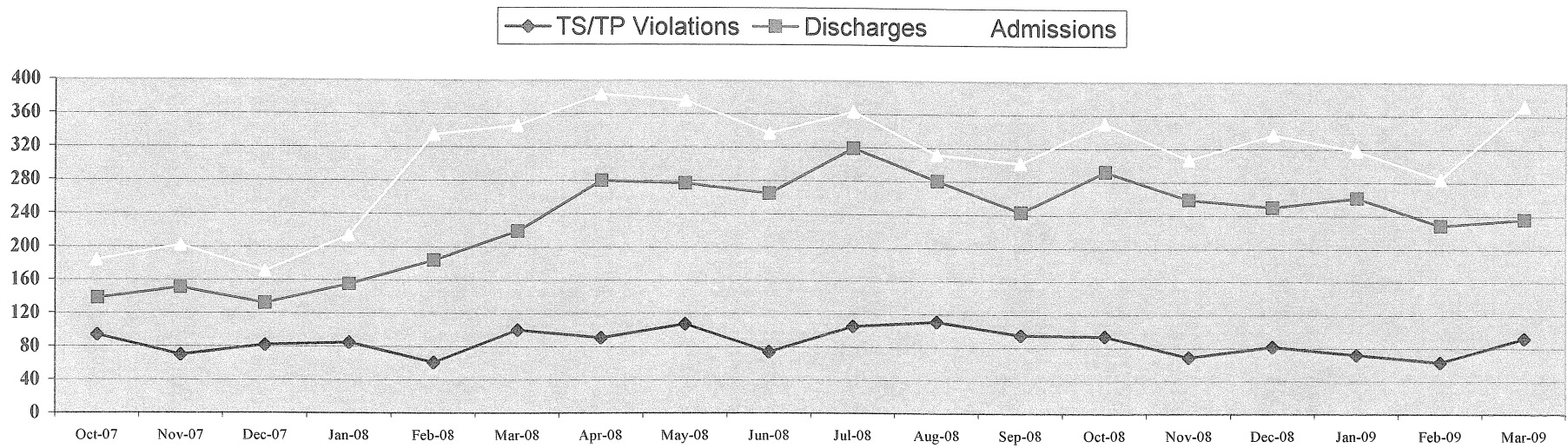


*Admissions minus violations

Admissions to Transitional Supervision/TP, Discharges & Total Violations by Month October, 2007 through March, 2009

| | Oct-07 | Nov-07 | Dec-07 | Jan-08 | Feb-08 | Mar-08 | Apr-08 | May-08 | Jun-08 | Jul-08 | Aug-08 | Sep-08 | Oct-08 | Nov-08 | Dec-08 | Jan-09 | Feb-09 | Mar-09 |
|-----------------------------|--------|--------|--------|--------|--------|--------|--------|--------|--------|--------|--------|--------|--------|--------|--------|--------|--------|--------|
| TS/TP Violations | 94 | 70 | 82 | 85 | 61 | 100 | 91 | 108 | 74 | 105 | 111 | 95 | 94 | 69 | 82 | 72 | 63 | 92 |
| Discharges | 138 | 151 | 132 | 155 | 184 | 219 | 280 | 277 | 265 | 319 | 280 | 243 | 292 | 259 | 250 | 261 | 228 | 236 |
| Admissions | 184 | 202 | 171 | 214 | 335 | 346 | 383 | 376 | 337 | 363 | 312 | 302 | 350 | 307 | 337 | 318 | 284 | 372 |
| Facility Population Impact* | -90 | -132 | -89 | -129 | -274 | -246 | -292 | -268 | -263 | -258 | -201 | -207 | -256 | -238 | -255 | -246 | -221 | -280 |

Connecticut DOC Community Supervision - TS Violations, Discharges & Admissions by Month

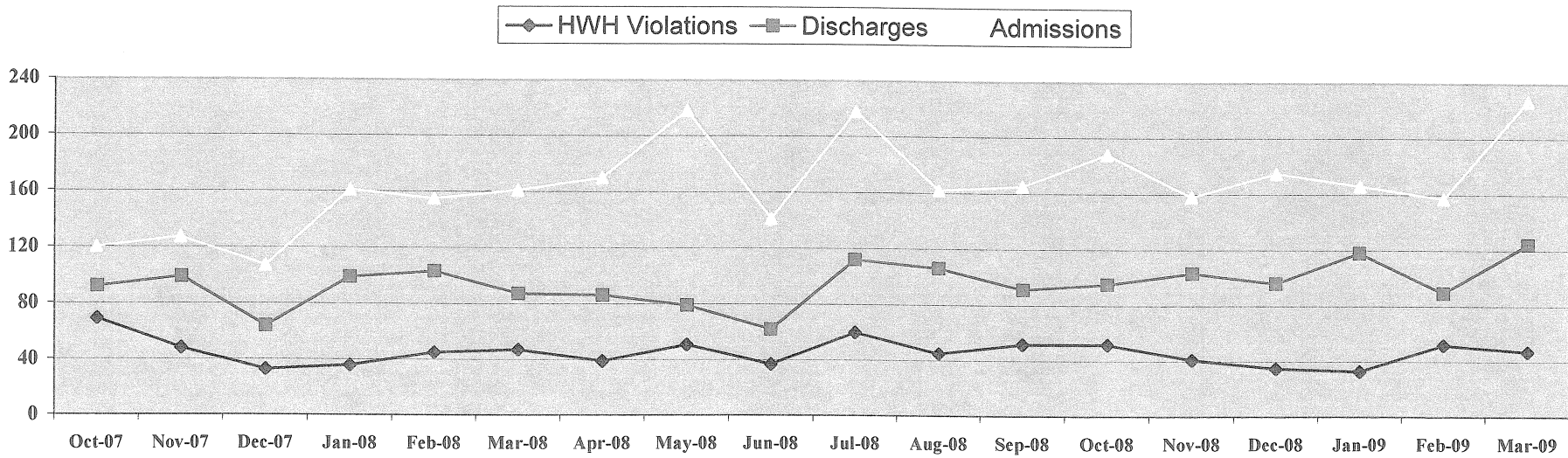


*Admissions minus violations

Admissions to Half Way Houses, Discharges & Total Violations by Month October, 2007 through March, 2009

| | Oct-07 | Nov-07 | Dec-07 | Jan-08 | Feb-08 | Mar-08 | Apr-08 | May-08 | Jun-08 | Jul-08 | Aug-08 | Sep-08 | Oct-08 | Nov-08 | Dec-08 | Jan-09 | Feb-09 | Mar-09 |
|------------------------------------|--------|--------|--------|--------|--------|--------|--------|--------|--------|--------|--------|--------|--------|--------|--------|--------|--------|--------|
| HWH Violations | 69 | 48 | 33 | 36 | 45 | 47 | 39 | 51 | 37 | 60 | 45 | 52 | 52 | 41 | 35 | 33 | 52 | 47 |
| Discharges | 92 | 99 | 64 | 99 | 103 | 87 | 86 | 79 | 62 | 112 | 106 | 91 | 95 | 103 | 96 | 118 | 89 | 124 |
| Admissions | 120 | 127 | 107 | 161 | 155 | 161 | 170 | 218 | 141 | 218 | 162 | 165 | 188 | 158 | 175 | 166 | 157 | 227 |
| Facility Population Impact* | -51 | -79 | -74 | -125 | -110 | -114 | -131 | -167 | -104 | -158 | -117 | -113 | -136 | -117 | -140 | -133 | -105 | -180 |

Connecticut DOC Community Supervision - HWH Violations, Discharges & Admissions by Month

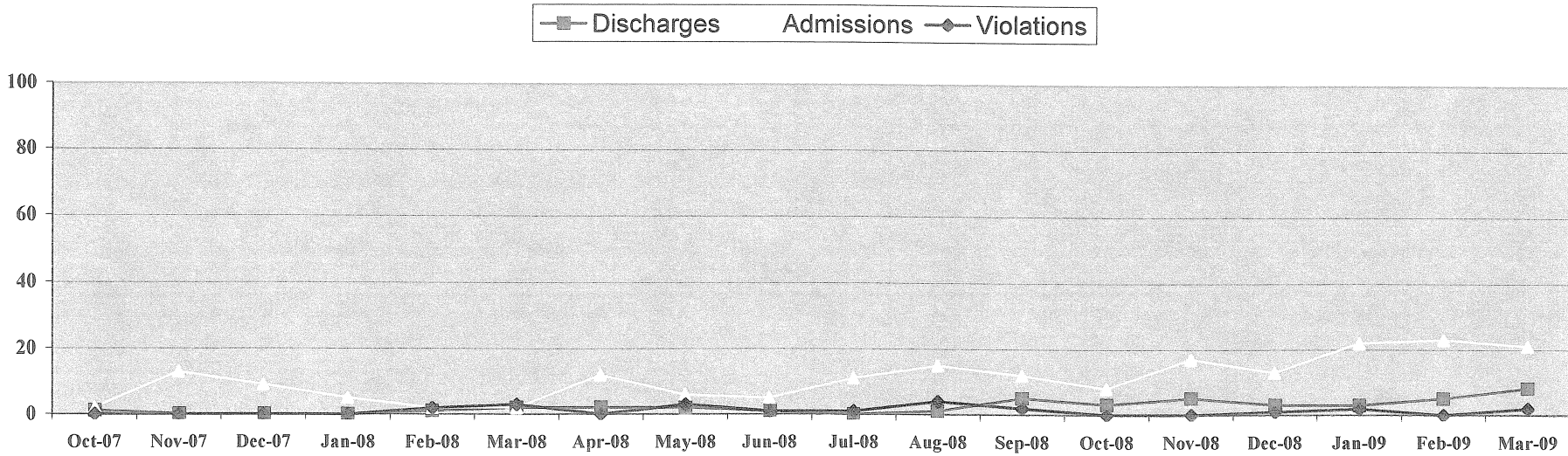


*Admissions minus violations

Admissions to Transfer Parole, Discharges & Total Violations by Month October, 2007 through March, 2009

| | Oct-07 | Nov-07 | Dec-07 | Jan-08 | Feb-08 | Mar-08 | Apr-08 | May-08 | Jun-08 | Jul-08 | Aug-08 | Sep-08 | Oct-08 | Nov-08 | Dec-08 | Jan-09 | Feb-09 | Mar-09 |
|-----------------------------|--------|--------|--------|--------|--------|--------|--------|--------|--------|--------|--------|--------|--------|--------|--------|--------|--------|--------|
| Transpar. Violations | 0 | 0 | 0 | 0 | 2 | 3 | 0 | 3 | 1 | 1 | 4 | 2 | 0 | 0 | 1 | 2 | 0 | 2 |
| Discharges | 1 | 0 | 0 | 0 | 1 | 2 | 2 | 2 | 1 | 0 | 1 | 5 | 3 | 5 | 3 | 3 | 5 | 8 |
| Admissions | 2 | 13 | 9 | 5 | 2 | 2 | 12 | 6 | 5 | 11 | 15 | 12 | 8 | 17 | 13 | 22 | 23 | 21 |
| Facility Population Impact* | -2 | -13 | -9 | -5 | 0 | 1 | -12 | -3 | -4 | -10 | -11 | -10 | -8 | -17 | -12 | -20 | -23 | -19 |

Connecticut DOC Community Supervision - Transfer Parole Violations, Discharges & Admissions by Month

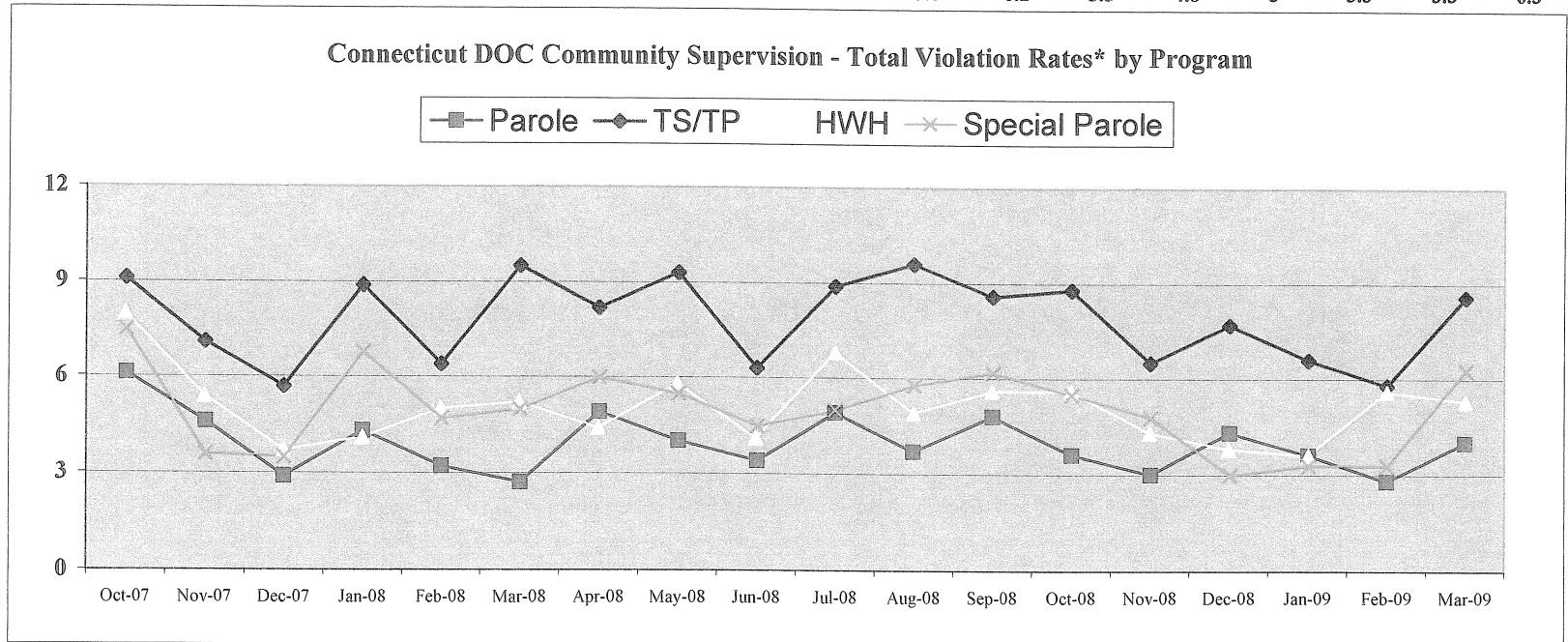


*Admissions minus violations

Connecticut DOC Community Supervision - Total Violation Rates* by Program

October, 2007 through March, 2009

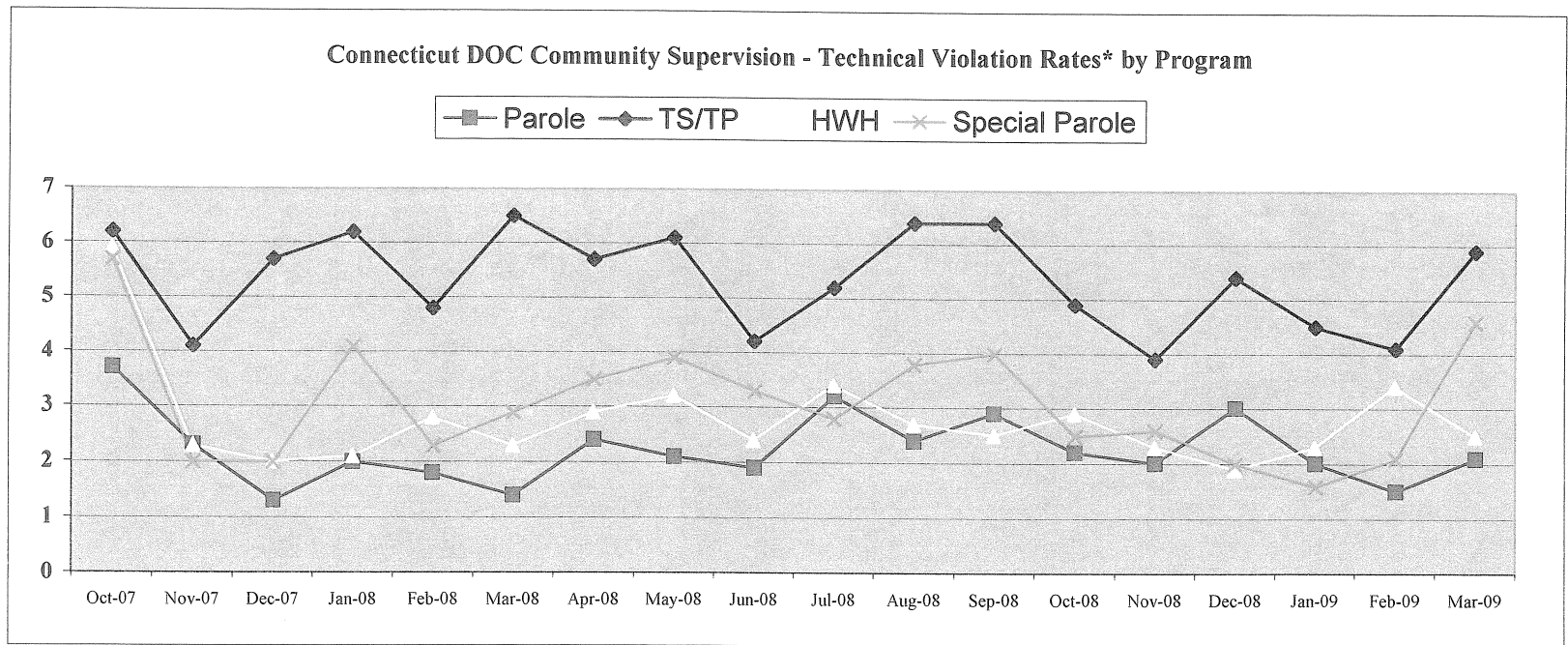
| | Oct-07 | Nov-07 | Dec-07 | Jan-08 | Feb-08 | Mar-08 | Apr-08 | May-08 | Jun-08 | Jul-08 | Aug-08 | Sep-08 | Oct-08 | Nov-08 | Dec-08 | Jan-09 | Feb-09 | Mar-09 |
|----------------|--------|--------|--------|--------|--------|--------|--------|--------|--------|--------|--------|--------|--------|--------|--------|--------|--------|--------|
| Parole | 6.1 | 4.6 | 2.9 | 4.3 | 3.2 | 2.7 | 4.9 | 4 | 3.4 | 4.9 | 3.7 | 4.8 | 3.6 | 3 | 4.3 | 3.6 | 2.8 | 4 |
| TS/TP | 9.1 | 7.1 | 5.7 | 8.9 | 6.4 | 9.5 | 8.2 | 9.3 | 6.3 | 8.9 | 9.6 | 8.6 | 8.8 | 6.5 | 7.7 | 6.6 | 5.8 | 8.6 |
| HWH | 8 | 5.4 | 3.7 | 4.1 | 5 | 5.2 | 4.4 | 5.8 | 4.1 | 6.8 | 4.9 | 5.6 | 5.6 | 4.3 | 3.8 | 3.6 | 5.6 | 5.3 |
| Special Parole | 7.5 | 3.6 | 3.5 | 6.8 | 4.7 | 5 | 6 | 5.5 | 4.5 | 5 | 5.8 | 6.2 | 5.5 | 4.8 | 3 | 3.3 | 3.3 | 6.3 |



*Number of violations per 100 persons on program.

Connecticut DOC Community Supervision - Technical Violation Rates* by Program
October, 2007 through March, 2009

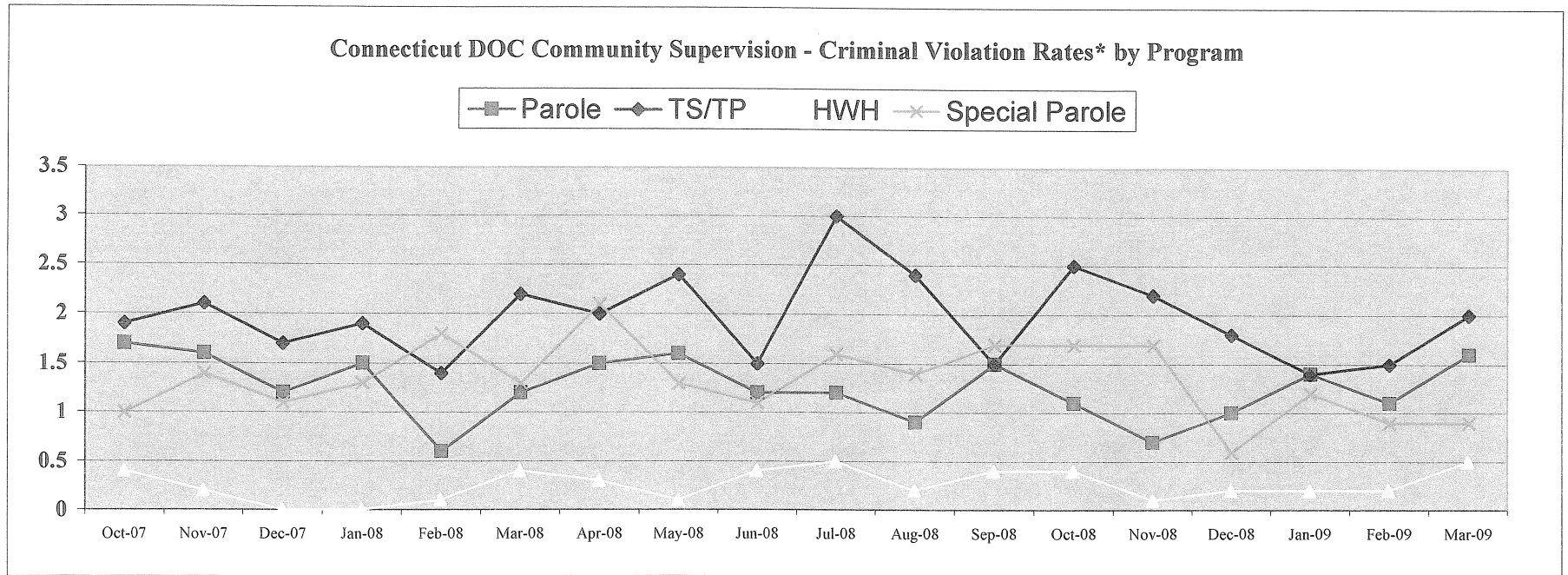
| | Oct-07 | Nov-07 | Dec-07 | Jan-08 | Feb-08 | Mar-08 | Apr-08 | May-08 | Jun-08 | Jul-08 | Aug-08 | Sep-08 | Oct-08 | Nov-08 | Dec-08 | Jan-09 | Feb-09 | Mar-09 |
|----------------|--------|--------|--------|--------|--------|--------|--------|--------|--------|--------|--------|--------|--------|--------|--------|--------|--------|--------|
| Parole | 3.7 | 2.3 | 1.3 | 2 | 1.8 | 1.4 | 2.4 | 2.1 | 1.9 | 3.2 | 2.4 | 2.9 | 2.2 | 2 | 3 | 2 | 1.5 | 2.1 |
| TS/TP | 6.2 | 4.1 | 5.7 | 6.2 | 4.8 | 6.5 | 5.7 | 6.1 | 4.2 | 5.2 | 6.4 | 6.4 | 4.9 | 3.9 | 5.4 | 4.5 | 4.1 | 5.9 |
| HWH | 5.9 | 2.3 | 2 | 2.1 | 2.8 | 2.3 | 2.9 | 3.2 | 2.4 | 3.4 | 2.7 | 2.5 | 2.9 | 2.3 | 1.9 | 2.3 | 3.4 | 2.5 |
| Special Parole | 5.7 | 2 | 2 | 4.1 | 2.3 | 2.9 | 3.5 | 3.9 | 3.3 | 2.8 | 3.8 | 4 | 2.5 | 2.6 | 2 | 1.6 | 2.1 | 4.6 |



*Number of violations per 100 persons on program.

Connecticut DOC Community Supervision - Criminal Violation Rates* by Program
October, 2007 through March, 2009

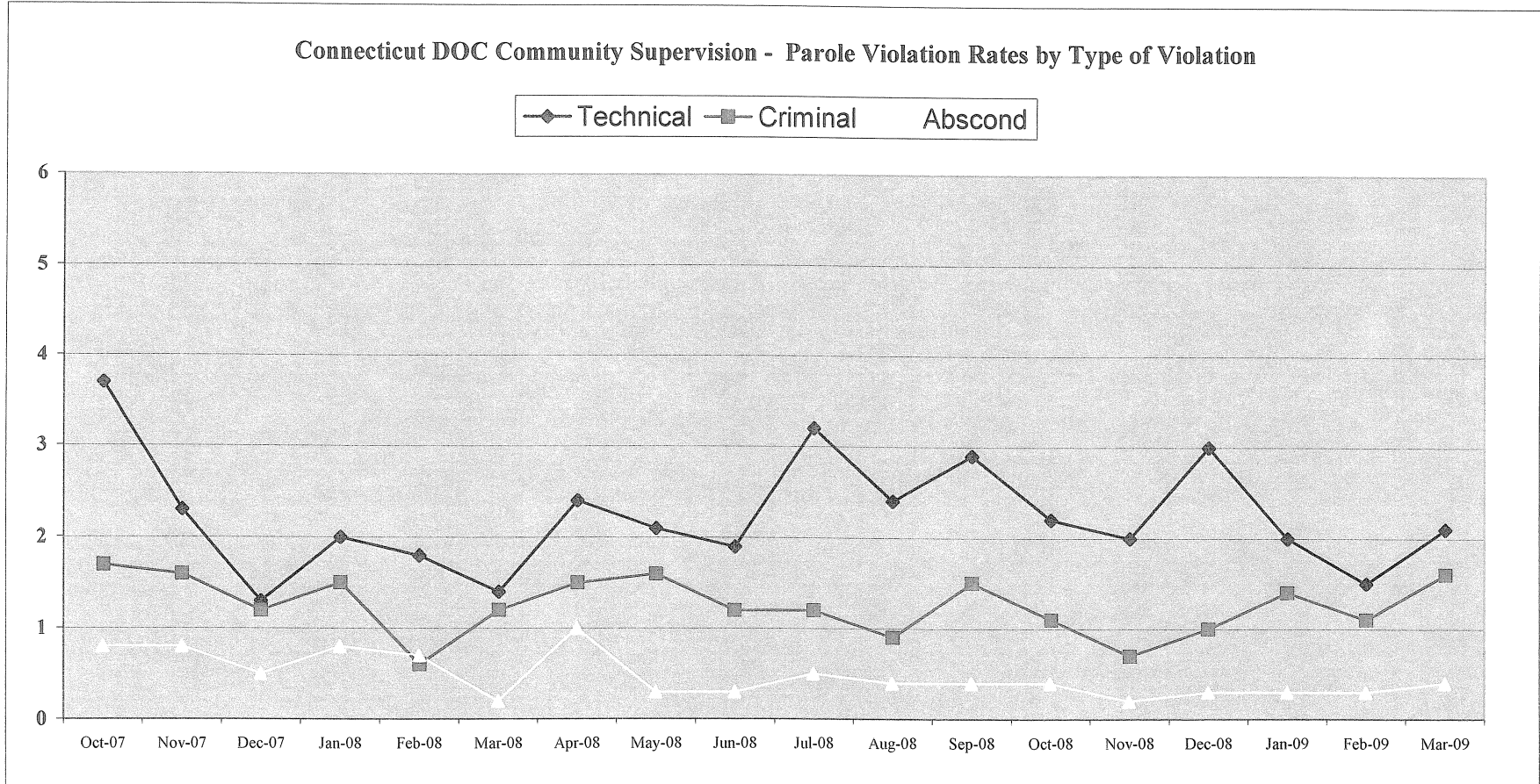
| | Oct-07 | Nov-07 | Dec-07 | Jan-08 | Feb-08 | Mar-08 | Apr-08 | May-08 | Jun-08 | Jul-08 | Aug-08 | Sep-08 | Oct-08 | Nov-08 | Dec-08 | Jan-09 | Feb-09 | Mar-09 |
|----------------|--------|--------|--------|--------|--------|--------|--------|--------|--------|--------|--------|--------|--------|--------|--------|--------|--------|--------|
| Parole | 1.7 | 1.6 | 1.2 | 1.5 | 0.6 | 1.2 | 1.5 | 1.6 | 1.2 | 1.2 | 0.9 | 1.5 | 1.1 | 0.7 | 1 | 1.4 | 1.1 | 1.6 |
| TS/TP | 1.9 | 2.1 | 1.7 | 1.9 | 1.4 | 2.2 | 2 | 2.4 | 1.5 | 3 | 2.4 | 1.5 | 2.5 | 2.2 | 1.8 | 1.4 | 1.5 | 2 |
| HWH | 0.4 | 0.2 | 0 | 0 | 0.1 | 0.4 | 0.3 | 0.1 | 0.4 | 0.5 | 0.2 | 0.4 | 0.4 | 0.1 | 0.2 | 0.2 | 0.2 | 0.5 |
| Special Parole | 1 | 1.4 | 1.1 | 1.3 | 1.8 | 1.3 | 2.1 | 1.3 | 1.1 | 1.6 | 1.4 | 1.7 | 1.7 | 1.7 | 0.6 | 1.2 | 0.9 | 0.9 |



*Number of violations per 100 persons on program.

Parole Violation Rates* by Type of Violation
October, 2007 through March, 2009

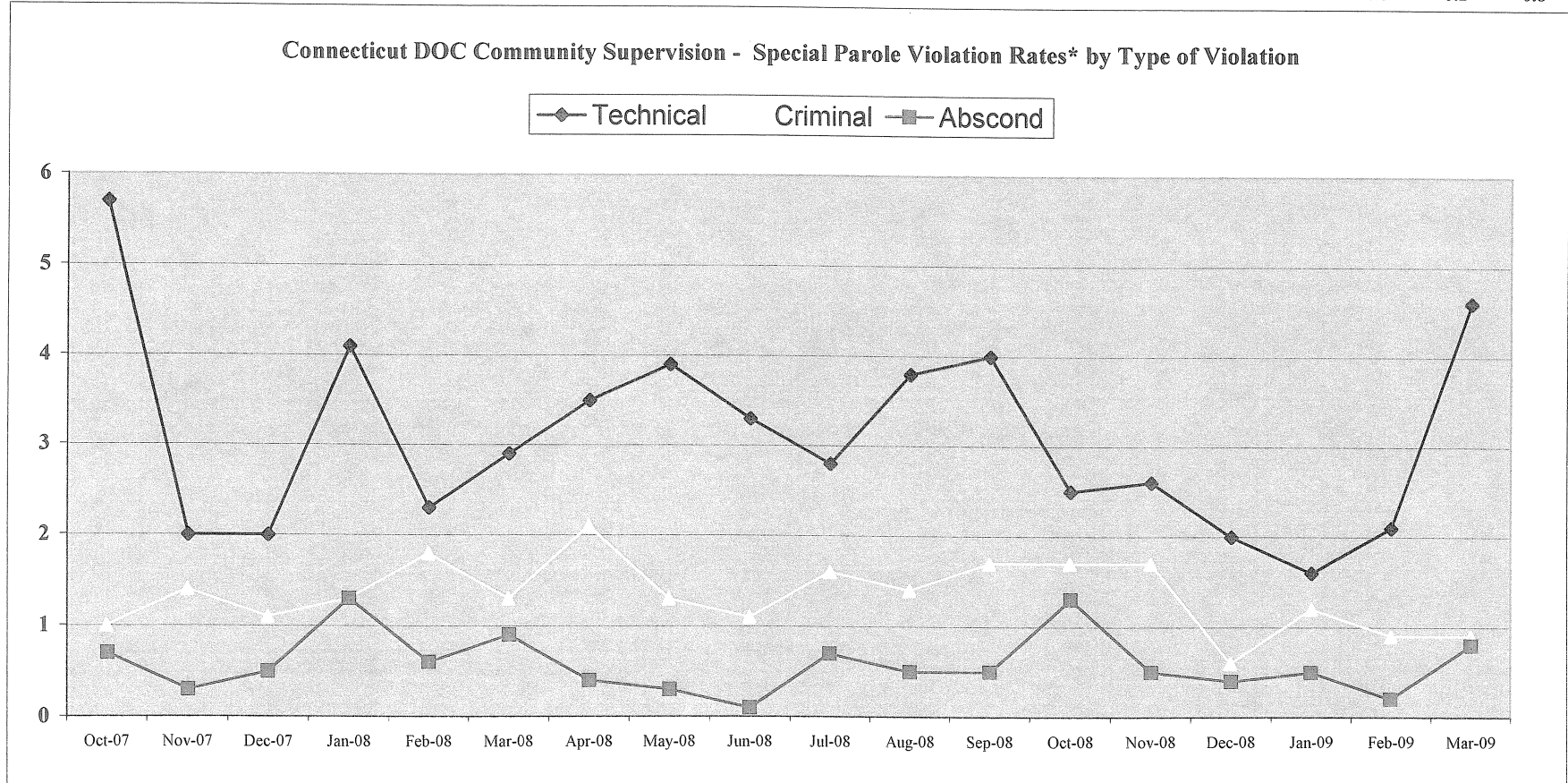
| | Oct-07 | Nov-07 | Dec-07 | Jan-08 | Feb-08 | Mar-08 | Apr-08 | May-08 | Jun-08 | Jul-08 | Aug-08 | Sep-08 | Oct-08 | Nov-08 | Dec-08 | Jan-09 | Feb-09 | Mar-09 |
|-----------|--------|--------|--------|--------|--------|--------|--------|--------|--------|--------|--------|--------|--------|--------|--------|--------|--------|--------|
| Technical | 3.7 | 2.3 | 1.3 | 2 | 1.8 | 1.4 | 2.4 | 2.1 | 1.9 | 3.2 | 2.4 | 2.9 | 2.2 | 2 | 3 | 2 | 1.5 | 2.1 |
| Criminal | 1.7 | 1.6 | 1.2 | 1.5 | 0.6 | 1.2 | 1.5 | 1.6 | 1.2 | 1.2 | 0.9 | 1.5 | 1.1 | 0.7 | 1 | 1.4 | 1.1 | 1.6 |
| Abscond | 0.8 | 0.8 | 0.5 | 0.8 | 0.7 | 0.2 | 1 | 0.3 | 0.3 | 0.5 | 0.4 | 0.4 | 0.4 | 0.2 | 0.3 | 0.3 | 0.3 | 0.4 |



*Number of Violations per 100 Persons on Parole

**Special Parole Violation Rates* by Type of Violation
October, 2007 through March, 2009**

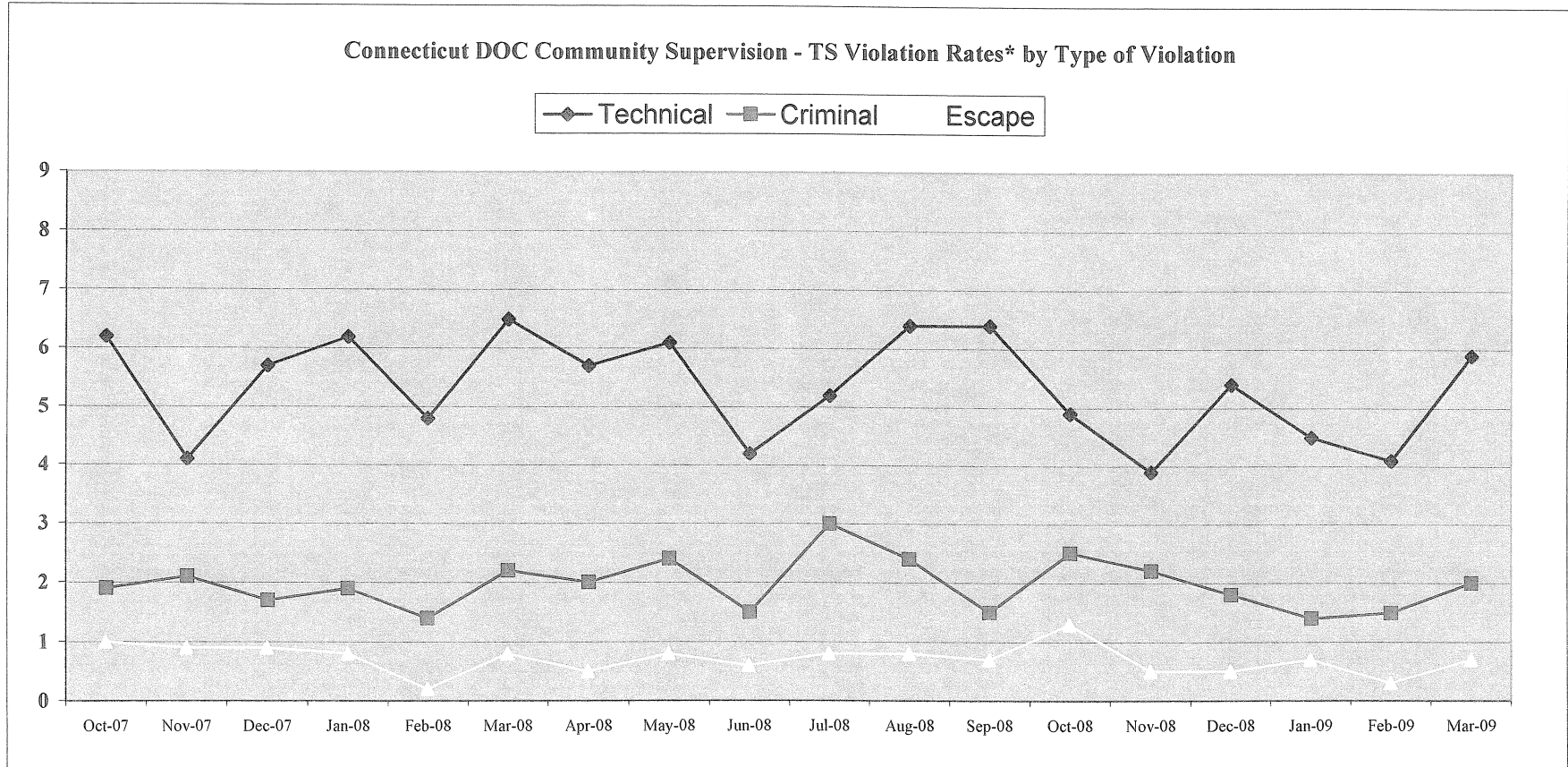
| | Oct-07 | Nov-07 | Dec-07 | Jan-08 | Feb-08 | Mar-08 | Apr-08 | May-08 | Jun-08 | Jul-08 | Aug-08 | Sep-08 | Oct-08 | Nov-08 | Dec-08 | Jan-09 | Feb-09 | Mar-09 |
|-----------|--------|--------|--------|--------|--------|--------|--------|--------|--------|--------|--------|--------|--------|--------|--------|--------|--------|--------|
| Technical | 5.7 | 2 | 2 | 4.1 | 2.3 | 2.9 | 3.5 | 3.9 | 3.3 | 2.8 | 3.8 | 4 | 2.5 | 2.6 | 2 | 1.6 | 2.1 | 4.6 |
| Criminal | 1 | 1.4 | 1.1 | 1.3 | 1.8 | 1.3 | 2.1 | 1.3 | 1.1 | 1.6 | 1.4 | 1.7 | 1.7 | 1.7 | 0.6 | 1.2 | 0.9 | 0.9 |
| Abscond | 0.7 | 0.3 | 0.5 | 1.3 | 0.6 | 0.9 | 0.4 | 0.3 | 0.1 | 0.7 | 0.5 | 0.5 | 1.3 | 0.5 | 0.4 | 0.5 | 0.2 | 0.8 |



*Number of Violations per 100 Persons on Special Parole

Transitional Supervision Violation Rates* by Type of Violation
October, 2007 through March, 2009

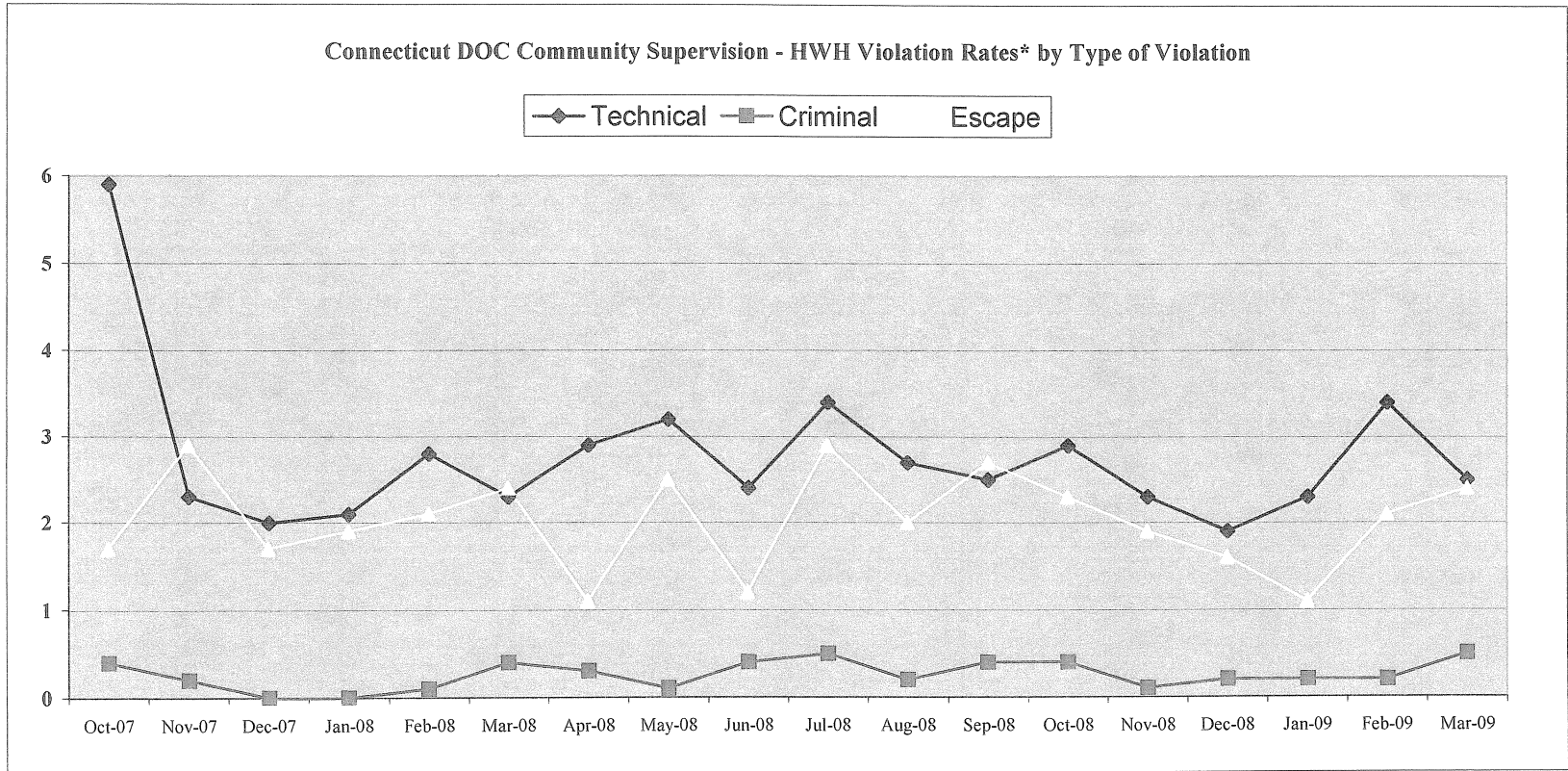
| | Oct-07 | Nov-07 | Dec-07 | Jan-08 | Feb-08 | Mar-08 | Apr-08 | May-08 | Jun-08 | Jul-08 | Aug-08 | Sep-08 | Oct-08 | Nov-08 | Dec-08 | Jan-09 | Feb-09 | Mar-09 |
|-----------|--------|--------|--------|--------|--------|--------|--------|--------|--------|--------|--------|--------|--------|--------|--------|--------|--------|--------|
| Technical | 6.2 | 4.1 | 5.7 | 6.2 | 4.8 | 6.5 | 5.7 | 6.1 | 4.2 | 5.2 | 6.4 | 6.4 | 4.9 | 3.9 | 5.4 | 4.5 | 4.1 | 5.9 |
| Criminal | 1.9 | 2.1 | 1.7 | 1.9 | 1.4 | 2.2 | 2 | 2.4 | 1.5 | 3 | 2.4 | 1.5 | 2.5 | 2.2 | 1.8 | 1.4 | 1.5 | 2 |
| Escape | 1 | 0.9 | 0.9 | 0.8 | 0.2 | 0.8 | 0.5 | 0.8 | 0.6 | 0.8 | 0.8 | 0.7 | 1.3 | 0.5 | 0.5 | 0.7 | 0.3 | 0.7 |



*Number of Violations per 100 Persons on TS

Half Way House Violation Rates* by Type of Violation October, 2007 through March, 2009

| | Oct-07 | Nov-07 | Dec-07 | Jan-08 | Feb-08 | Mar-08 | Apr-08 | May-08 | Jun-08 | Jul-08 | Aug-08 | Sep-08 | Oct-08 | Nov-08 | Dec-08 | Jan-09 | Feb-09 | Mar-09 |
|-----------|--------|--------|--------|--------|--------|--------|--------|--------|--------|--------|--------|--------|--------|--------|--------|--------|--------|--------|
| Technical | 5.9 | 2.3 | 2 | 2.1 | 2.8 | 2.3 | 2.9 | 3.2 | 2.4 | 3.4 | 2.7 | 2.5 | 2.9 | 2.3 | 1.9 | 2.3 | 3.4 | 2.5 |
| Criminal | 0.4 | 0.2 | 0 | 0 | 0.1 | 0.4 | 0.3 | 0.1 | 0.4 | 0.5 | 0.2 | 0.4 | 0.4 | 0.1 | 0.2 | 0.2 | 0.2 | 0.5 |
| Escape | 1.7 | 2.9 | 1.7 | 1.9 | 2.1 | 2.4 | 1.1 | 2.5 | 1.2 | 2.9 | 2 | 2.7 | 2.3 | 1.9 | 1.6 | 1.1 | 2.1 | 2.4 |



*Number of Violations per 100 Persons in Half Way Houses