


**STATE OF CONNECTICUT**

**Connecticut Parole and Community Services  
Monthly Report**



**November 2006**

*(November 2005 to November 2006)*

Prepared by  
*Jerry Stowell*

FOR  
BOARD OF PARDONS & PAROLES (BOPP)  
AND  
DEPARTMENT OF CORRECTION (DOC)  
Parole and Community Services Division

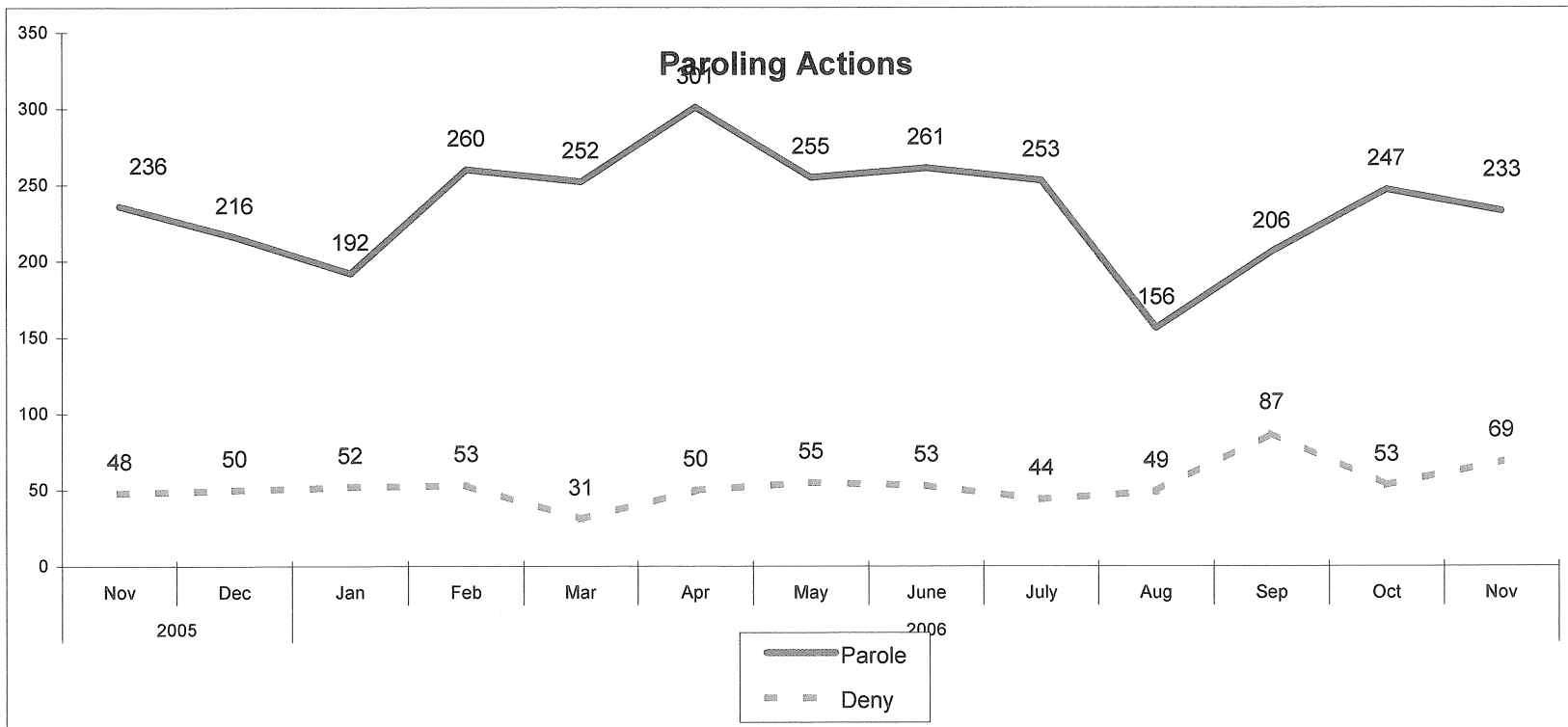
**Correctional Population and Parole Eligibility  
November 30, 2006**

<b>Confined Population</b>	<b>19,137</b>		
(Unsentenced and Special Inmates)	(4,569)	Balance	14,568
(Sentences 2 Years & Less, Cuscom, New Admits)	(4,429)	Balance	10,139
(Parole Ineligible, crime committed)	(790)	Balance	9,349
(SRG Classification)	(198)	Balance	9,151
(Wright Decision Cases)	(436)	Balance	8,715
(Level 5 Classification)	(50)	Balance	8,665
(Chronic Disciplinary Unit Classification)	(55)		
<b>Population Eligible for Parole Consideration:</b>	<b>8,610</b>		

**Connecticut Board of Parole  
Hearings Division Monthly Statistics  
November 30, 2006**

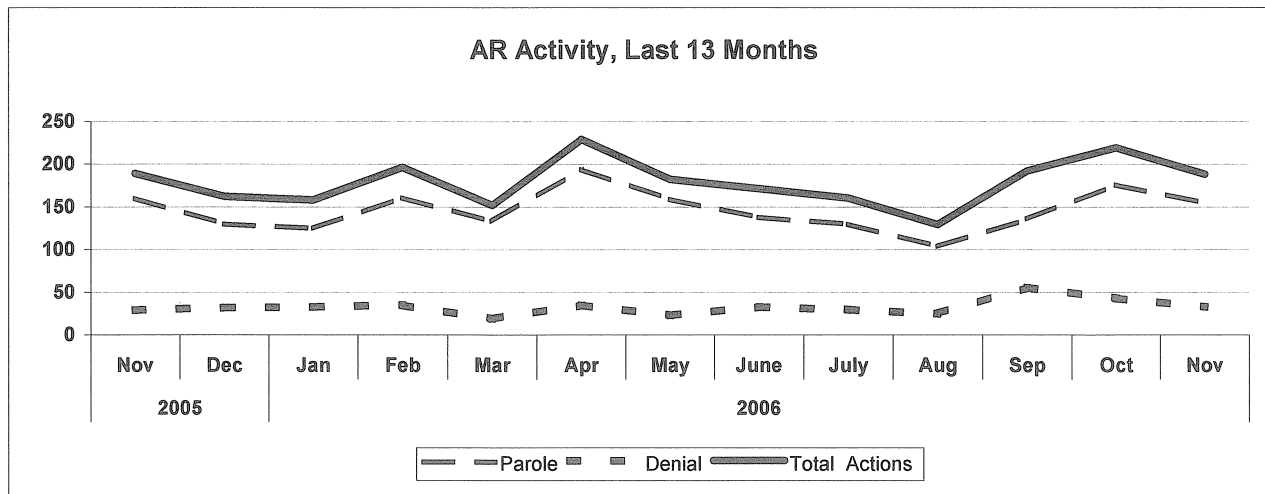
	2005		2006										12 Mo.	
	Nov	Dec	Jan	Feb	Mar	Apr	May	June	July	Aug	Sep	Oct	Nov	Totals
<b>Full Panel Actions</b>														
Parole	76	86	67	99	119	107	96	123	123	52	70	71	78	1091
Deny	19	18	19	18	12	15	32	20	14	24	31	10	36	249
Medical Parole	0	0	0	0	0	0	0	0	0	0	0	0	0	0
Revoke	30	42	26	38	27	48	42	33	33	27	27	41	42	426
Revoke & Reparole	52	84	55	59	49	77	70	54	45	40	63	75	53	724
Rescind	1	4	4	5	1	5	9	10	11	13	4	1	7	74
Rescind & Reparole	17	24	31	25	17	19	15	15	17	12	17	30	23	245
Early Parole Discharge	0	0	0	0	0	0	0	0	0	0	0	0	0	0
<b>Total Full Panel Actions</b>	<b>195</b>	<b>258</b>	<b>202</b>	<b>244</b>	<b>225</b>	<b>271</b>	<b>264</b>	<b>255</b>	<b>243</b>	<b>168</b>	<b>212</b>	<b>228</b>	<b>239</b>	<b>2809</b>
<b>Administrative Review Actions</b>														
Parole	160	130	125	161	133	194	159	138	130	104	136	176	155	1741
Deny	29	32	33	35	19	35	23	33	30	25	56	43	33	397
<b>Total Admin. Review Actions</b>	<b>189</b>	<b>162</b>	<b>158</b>	<b>196</b>	<b>152</b>	<b>229</b>	<b>182</b>	<b>171</b>	<b>160</b>	<b>129</b>	<b>192</b>	<b>219</b>	<b>188</b>	<b>2138</b>
<b>Staff Actions</b>														
Case Review	10	15	26	8	15	19	9	20	9	10	15	17	1	164
Review & Reschedule	454	297	337	311	355	486	235	282	225	254	340	361	328	3811
Close Interest	82	43	60	119	68	69	30	65	31	58	53	91	46	733
<b>Total Actions</b>	<b>930</b>	<b>775</b>	<b>783</b>	<b>878</b>	<b>815</b>	<b>1074</b>	<b>720</b>	<b>793</b>	<b>668</b>	<b>619</b>	<b>812</b>	<b>916</b>	<b>802</b>	<b>9655</b>
<b>Total Hearing Dates</b>	<b>15</b>	<b>14</b>	<b>13</b>	<b>11</b>	<b>12</b>	<b>14</b>	<b>15</b>	<b>15</b>	<b>15</b>	<b>12</b>	<b>15</b>	<b>16</b>	<b>14</b>	<b>166</b>
<b>Parole Grant Rate</b>														
Full Panels	80%	83%	78%	85%	91%	88%	75%	86%	90%	68%	69%	88%	68%	81%
Administrative Reviews	85%	80%	79%	82%	88%	85%	87%	81%	81%	81%	71%	80%	82%	81%

## Connecticut Board of Parole Hearings Division Monthly Statistics November 30, 2006



**Connecticut Board of Parole  
Hearings Division Monthly Statistics  
Administrative Reviews  
November 30, 2006**

	2005		2006										
	Nov	Dec	Jan	Feb	Mar	Apr	May	June	July	Aug	Sep	Oct	
<b>Parole</b>	160	130	125	161	133	194	159	138	130	104	136	176	155
<b>Denial</b>	29	32	33	35	19	35	23	33	30	25	56	43	33
<b>Medical Parole</b>	0	0	0	0	0	0	0	0	0	0	0	0	0
<b>Total Actions</b>	189	162	158	196	152	229	182	171	160	129	192	219	188



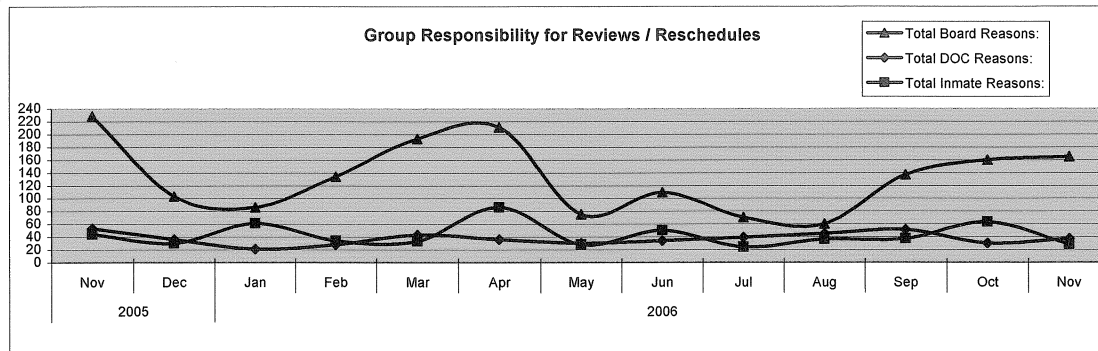
**Connecticut Board of Parole  
Hearings Division Monthly Statistics  
Current Location  
November 30, 2006  
Persons Granted Parole via Administrative Reviews**

**Granting Month**

Location	Granting Month													12 mo. Total
	2005		2006											
	Nov	Dec	Jan	Feb	Mar	Apr	May	June	July	Aug	Sep	Oct	Nov	
CT Parole Supervision	3	4	6	8	4	1	2	0	1	11	3	9	10	59
Out-of State Parole Supervision	0	0	0	0	0	0	0	0	0	1	0	0	0	1
Abscond from Parole	0	0	0	0	0	0	0	0	0	0	0	0	0	0
Halfway House	0	2	8	3	4	3	5	3	2	9	7	23	9	78
Confined in CT, to be Released	157	124	111	149	124	190	152	135	125	83	126	141	135	1595
Confined, Out of State	0	0	0	0	0	0	0	0	0	0	0	0	0	0
Furlough	0	0	0	0	0	0	0	0	0	0	0	1	1	2
Escaped, Prior to Release	0	0	0	0	1	0	0	0	0	0	0	0	0	1
Reconfined	0	0	0	0	0	0	0	0	0	0	0	0	0	0
TS	0	0	0	0	0	0	0	0	0	0	0	0	0	0
Discharged	0	0	0	0	0	0	0	0	2	0	0	0	0	2
Virginia	0	0	0	0	0	0	0	0	0	0	0	0	0	0
Medical Hospital	0	0	0	0	0	0	0	0	0	0	0	0	0	0
<b>Total</b>	<b>160</b>	<b>130</b>	<b>125</b>	<b>160</b>	<b>133</b>	<b>194</b>	<b>159</b>	<b>138</b>	<b>130</b>	<b>104</b>	<b>136</b>	<b>174</b>	<b>155</b>	<b>1738</b>

**Connecticut Board of Parole  
Types of Review and Rescheduling Activities  
November 2006**

	2005		2006										
	Nov	Dec	Jan	Feb	Mar	Apr	May	Jun	Jul	Aug	Sep	Oct	Nov
<b><u>Inmate-Related Reasons:</u></b>													
<b><u>Regular Hearings</u></b>													
In Seg/Punitive Seg	1	0	3	1	1	1	2	0	1	0	3	1	0
Inmate's Request	0	0	0	2	0	1	0	1	1	0	1	1	0
Pending Charges	11	8	11	6	10	27	10	9	6	12	6	31	17
Pending DR	0	0	0	0	0	0	0	0	0	0	0	0	0
SRG Affiliation	0	0	1	0	0	0	0	0	0	0	1	1	0
Pending Waiver	0	0	0	0	0	0	0	0	0	0	0	0	0
85% Status	22	7	17	16	4	37	7	19	5	11	8	10	7
Case Review	10	15	26	8	15	19	9	20	9	10	15	17	1
<b><u>Revocation Hearings:</u></b>													
Attorney	0	0	1	0	1	0	0	0	0	0	0	2	1
Pending Charges	0	0	2	1	2	1	0	1	2	3	3	0	2
<b><u>Total Inmate Reasons:</u></b>	<b>44</b>	<b>30</b>	<b>61</b>	<b>34</b>	<b>33</b>	<b>86</b>	<b>28</b>	<b>50</b>	<b>24</b>	<b>36</b>	<b>37</b>	<b>63</b>	<b>28</b>
<b><u>DOC-Related Reasons</u></b>													
<b><u>Regular Hearings</u></b>													
Transportation	39	18	16	16	33	28	21	30	26	29	38	27	30
Awaiting MH Evaluation	14	18	5	12	10	8	9	4	13	16	13	3	7
<b><u>Total DOC Reasons:</u></b>	<b>53</b>	<b>36</b>	<b>21</b>	<b>28</b>	<b>43</b>	<b>36</b>	<b>30</b>	<b>34</b>	<b>39</b>	<b>45</b>	<b>51</b>	<b>30</b>	<b>37</b>
<b><u>Board-Related Reasons</u></b>													
<b><u>Regular Hearings</u></b>													
Additional Info	121	50	49	57	88	117	38	41	53	13	99	109	119
Additional Offense Info	33	31	12	30	23	25	20	19	13	13	23	8	11
Hearing Cancelled	43	11	0	11	32	32	11	14	1	17	4	4	8
Ineligible-PE date	0	0	0	2	0	1	0	1	1	0	1	1	0
No Parole Package	0	0	0	0	0	0	0	0	0	0	0	0	0
Awaiting Sex Offender Eval	0	0	0	0	0	0	0	0	0	0	0	0	0
Other	31	11	25	34	50	36	6	34	2	17	10	38	27
<b><u>Total Board Reasons:</u></b>	<b>228</b>	<b>103</b>	<b>86</b>	<b>134</b>	<b>193</b>	<b>211</b>	<b>75</b>	<b>109</b>	<b>70</b>	<b>60</b>	<b>137</b>	<b>160</b>	<b>165</b>
<b><u>All Reasons:</u></b>	<b>325</b>	<b>169</b>	<b>168</b>	<b>196</b>	<b>269</b>	<b>333</b>	<b>133</b>	<b>193</b>	<b>133</b>	<b>141</b>	<b>225</b>	<b>253</b>	<b>230</b>



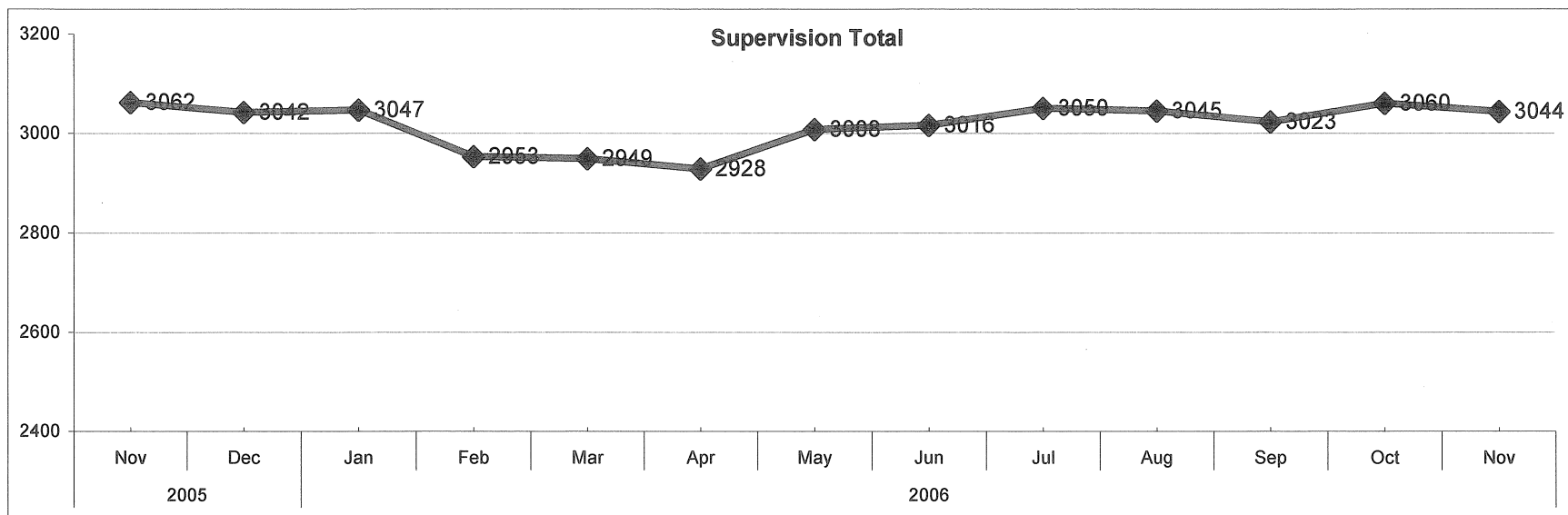
**Parole Granting Rate  
December 2005 - November 2006**

	<b>Full Panel Hearings</b>	<b>Administrative Reviews</b>
<b>December</b>	83%	80%
<b>January</b>	78%	79%
<b>February</b>	85%	82%
<b>March</b>	91%	88%
<b>April</b>	88%	85%
<b>May</b>	75%	87%
<b>June</b>	86%	81%
<b>July</b>	90%	81%
<b>August</b>	68%	81%
<b>September</b>	69%	71%
<b>October</b>	88%	80%
<b>November</b>	68%	82%
<b>Average:</b>	81%	81%

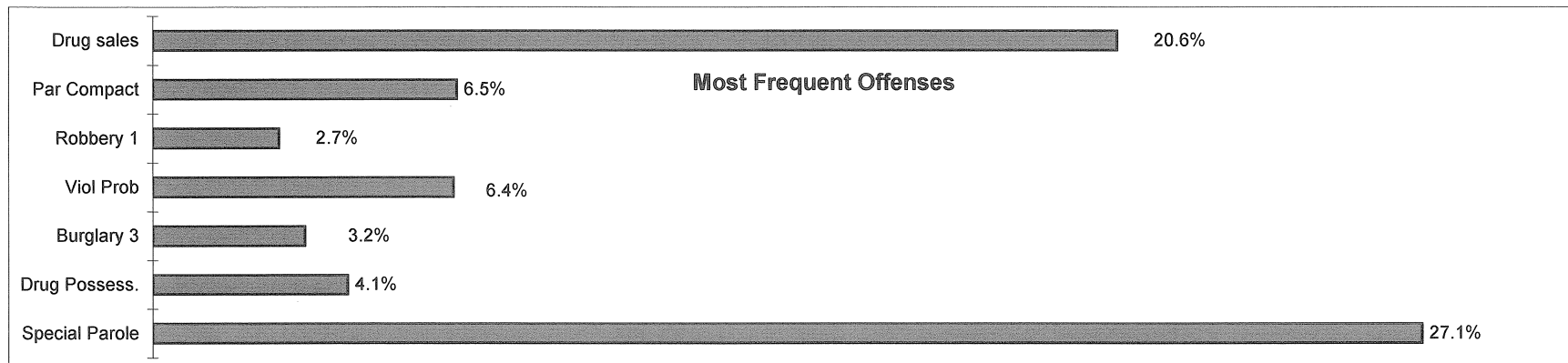



## Connecticut Board of Parole Parole Supervision Caseload November 30, 2006

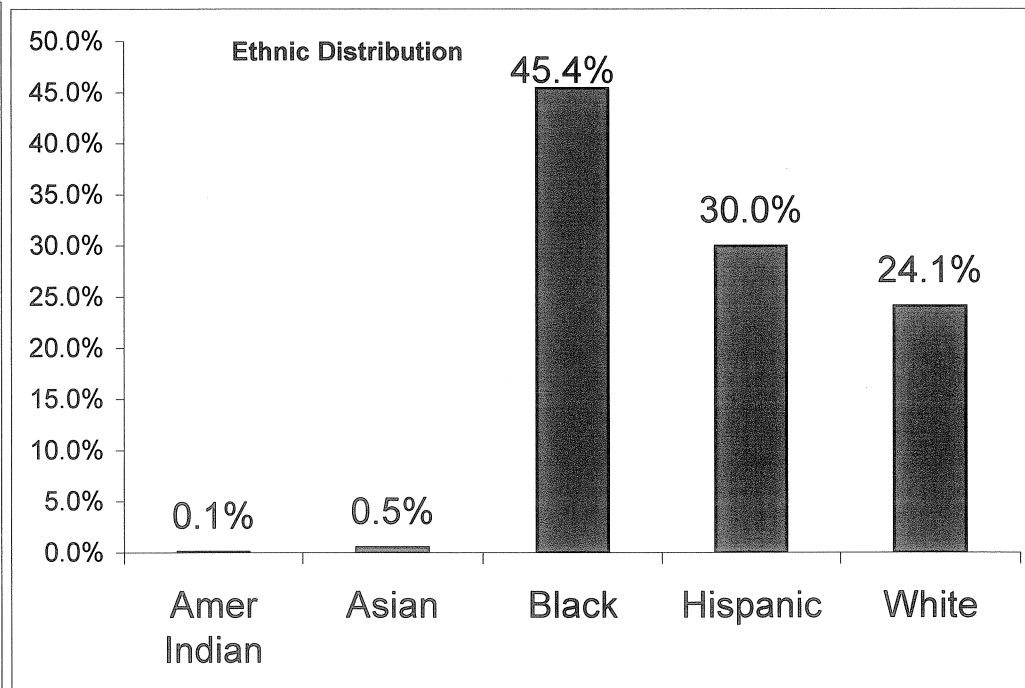
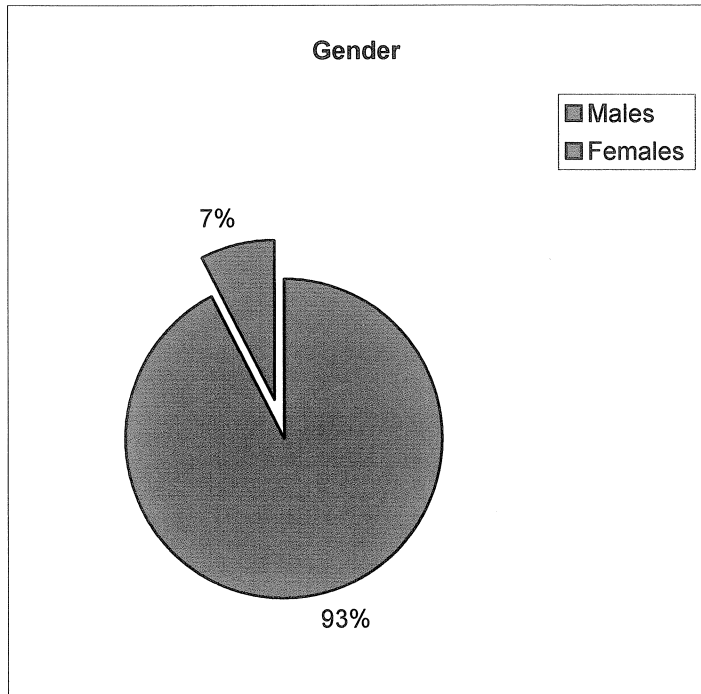
	2005		2006										
	Nov	Dec	Jan	Feb	Mar	Apr	May	Jun	Jul	Aug	Sep	Oct	Nov
<b>CT Parolees Supervised in CT</b>	2647	2625	2622	2531	2524	2504	2585	2585	2612	2621	2595	2636	2620
<b>Out Of State Parolees Supervised in CT</b>	178	168	177	176	182	185	181	178	184	176	186	181	181
<b>CT Supervision Total:</b>	2825	2793	2799	2707	2706	2689	2766	2763	2796	2797	2781	2817	2801
<b>CT Parolees Supervised Out of State</b>	237	249	248	246	243	239	242	253	254	248	242	243	243
<b>Supervision Total:</b>	3062	3042	3047	2953	2949	2928	3008	3016	3050	3045	3023	3060	3044
<b>Parole Violators Confined</b>	464	419	456	484	454	489	429	447	441	450	425	445	430
<b>GRAND TOTAL</b>	3526	3461	3503	3437	3403	3417	3437	3463	3491	3495	3448	3505	3474



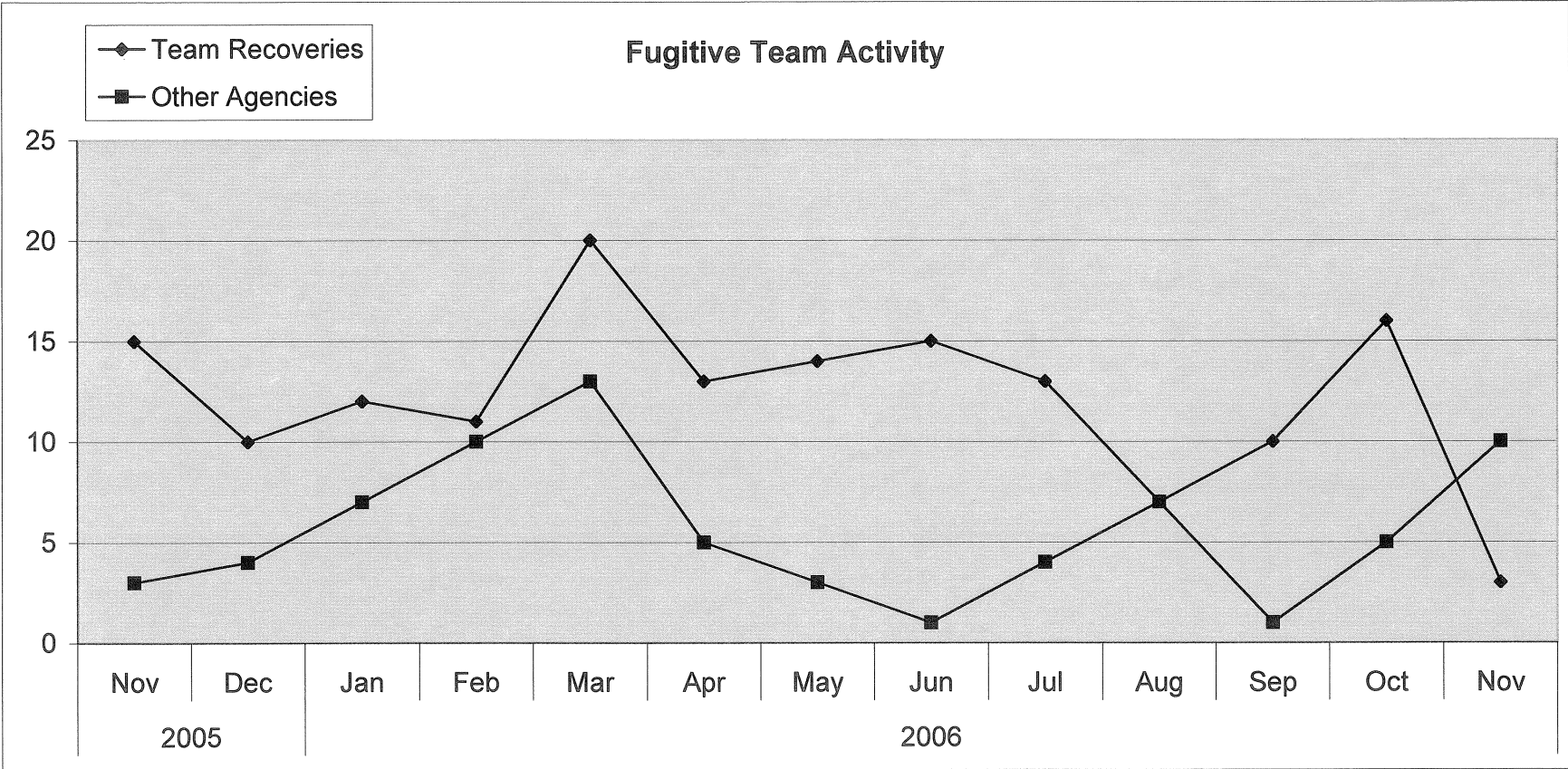
# Connecticut Board of Parole Parole Supervision Caseload November 30, 2006



**Connecticut Board of Parole  
Parole Supervision Caseload  
November 30, 2006**



Connecticut Board of Parole  
Parole Supervision Caseload  
November 30, 2006



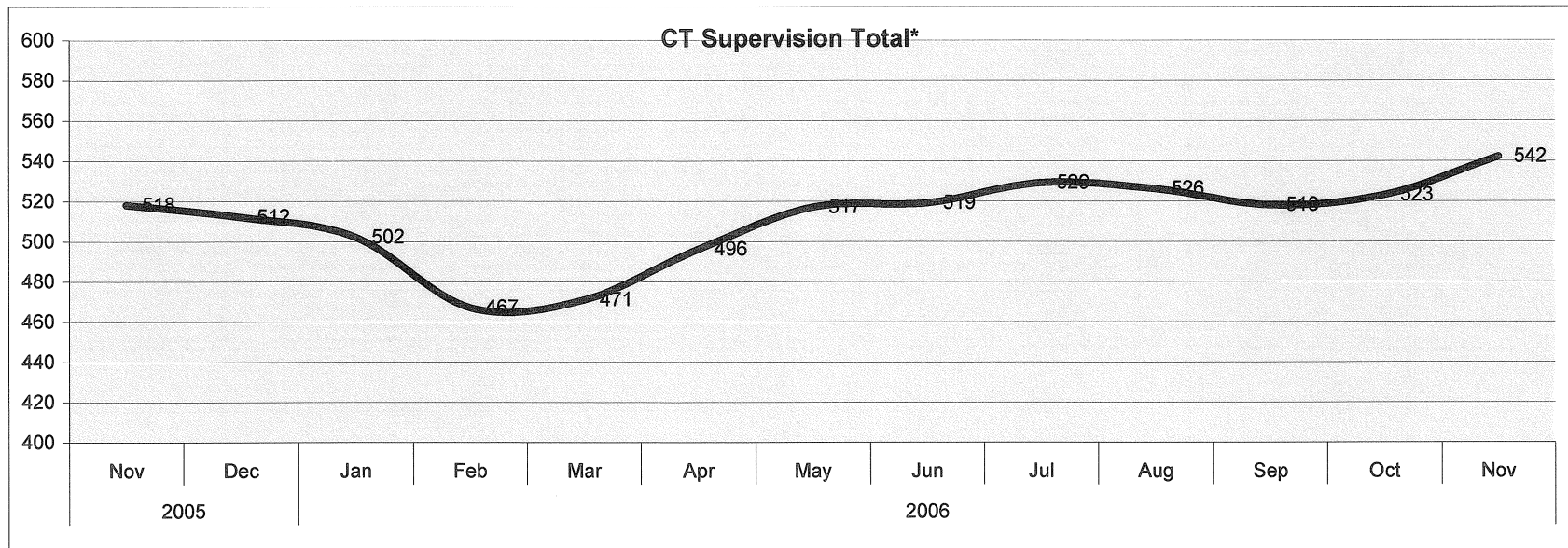
**Connecticut Board of Parole  
Parole Supervision Caseload  
November 30, 2006**

	2005		2006										
	Nov	Dec	Jan	Feb	Mar	Apr	May	Jun	Jul	Aug	Sep	Oct	Nov
<b>Number of Parolees Employed:</b>	2218	2142	2095	2059	2064	2062	2113	2127	2156	2157	2133	2156	2213
<b>Parolees Unemployable:</b>	416	402	478	490	441	433	456	468	465	440	444	511	478
<b>Proportion Employed:</b>	92%	90%	90%	93%	91%	91%	91%	93%	92%	92%	91%	93%	95%
<b>Number Active in Parole Works:</b>	164	189	171	183	192	152	184	157	176	182	190	125	124
<b># Community Service Hours:</b>	200	360	250	362	0	206	440	97	122	140	250	160	110

## Parole Supervision Caseload November 30, 2006

### Bridgeport District Office Supervision Caseload

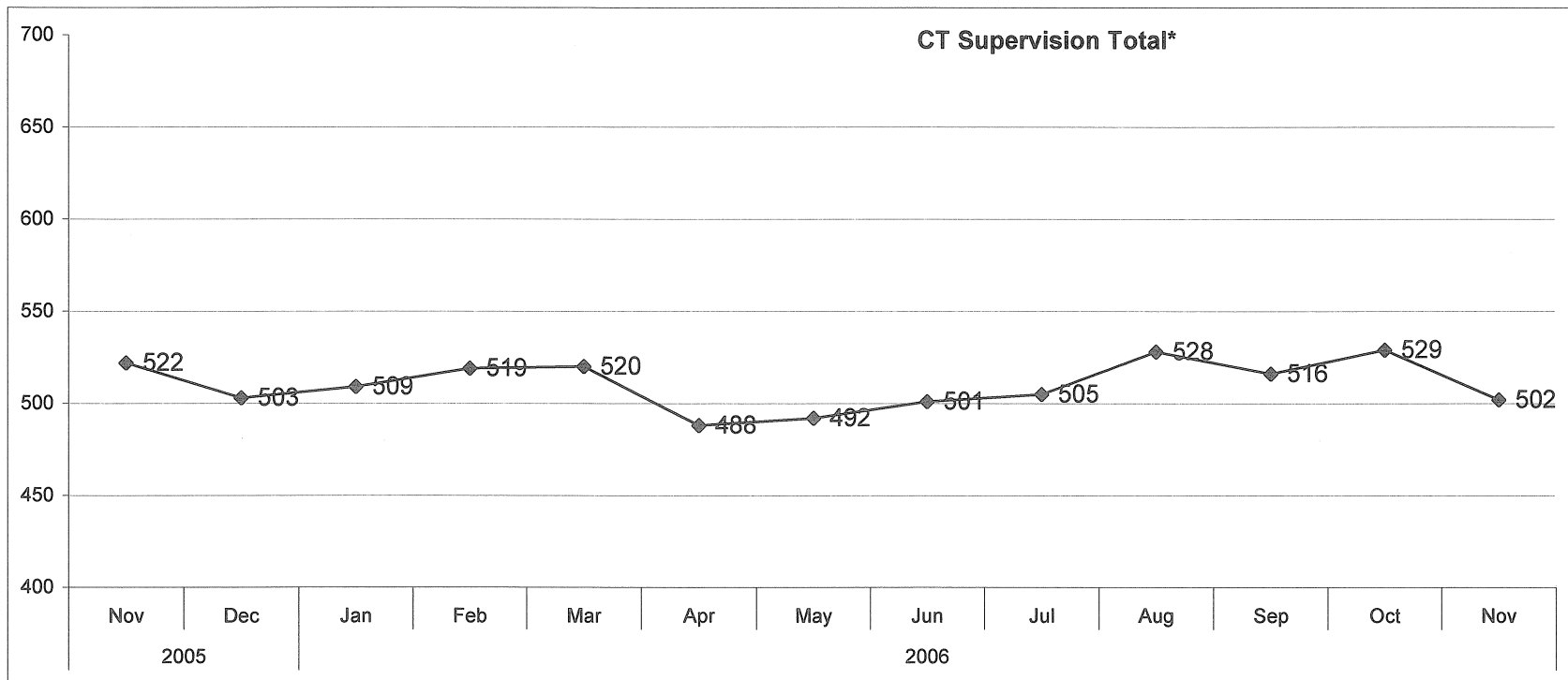
	2005		2006										
	Nov	Dec	Jan	Feb	Mar	Apr	May	Jun	Jul	Aug	Sep	Oct	Nov
CT Parolees Supervised in CT	486	480	468	431	434	460	480	481	490	486	476	481	502
Out Of State Parolees Supervised in CT	32	32	34	36	37	36	37	38	39	40	42	42	40
<b>CT Supervision Total:</b>	<b>518</b>	<b>512</b>	<b>502</b>	<b>467</b>	<b>471</b>	<b>496</b>	<b>517</b>	<b>519</b>	<b>529</b>	<b>526</b>	<b>518</b>	<b>523</b>	<b>542</b>
<b>Parole Violators Confined</b>	<b>73</b>	<b>76</b>	<b>81</b>	<b>86</b>	<b>95</b>	<b>92</b>	<b>95</b>	<b>99</b>	<b>94</b>	<b>96</b>	<b>90</b>	<b>78</b>	<b>77</b>
<b>GRAND TOTAL</b>	<b>591</b>	<b>588</b>	<b>583</b>	<b>553</b>	<b>566</b>	<b>588</b>	<b>612</b>	<b>618</b>	<b>623</b>	<b>622</b>	<b>608</b>	<b>601</b>	<b>619</b>



## Parole Supervision Caseload November 30, 2006

### Hartford District Office Supervision Caseload

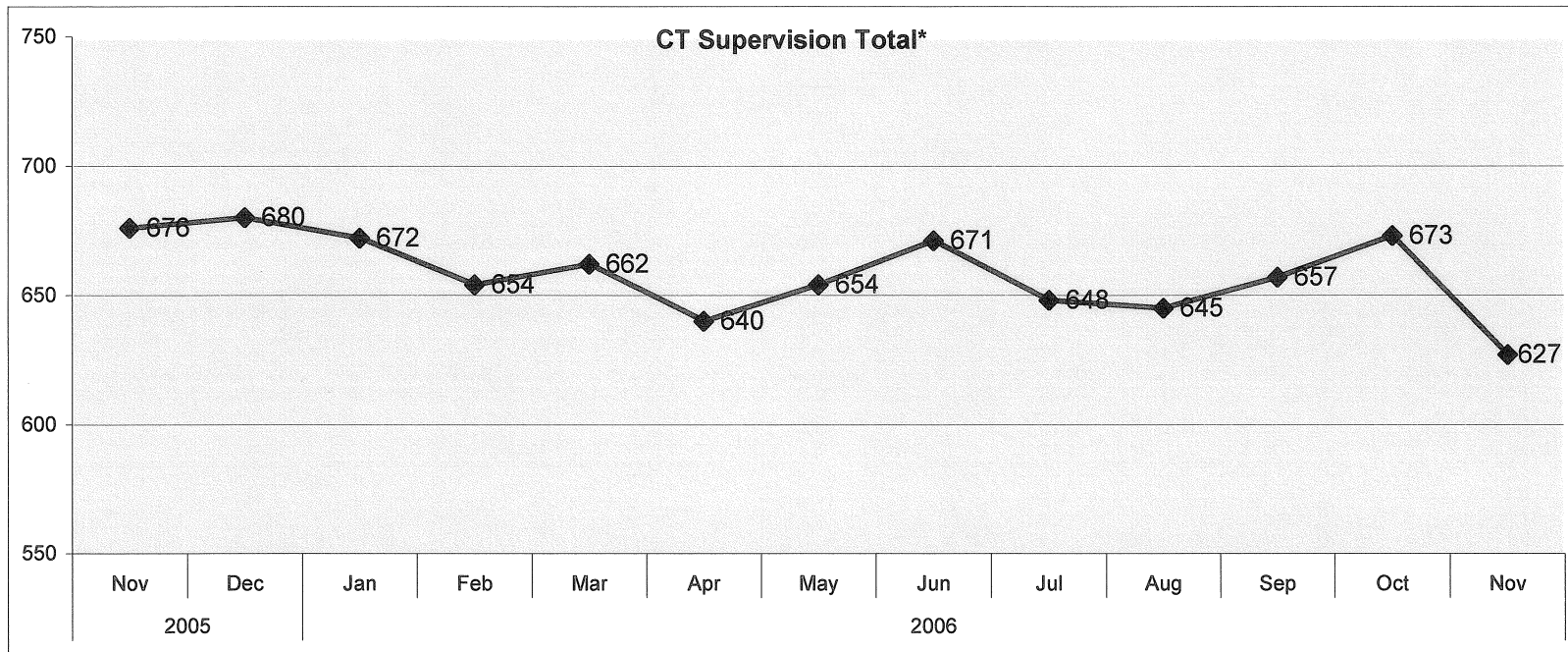
	2005		2006										
	Nov	Dec	Jan	Feb	Mar	Apr	May	Jun	Jul	Aug	Sep	Oct	Nov
<b>CT Parolees Supervised in CT</b>	494	475	485	495	499	468	472	484	486	507	493	506	481
<b>Out Of State Parolees Supervised in CT</b>	28	28	24	24	21	20	20	17	19	21	23	23	21
<b>CT Supervision Total:</b>	522	503	509	519	520	488	492	501	505	528	516	529	502
<b>Parole Violators Confined</b>	71	85	66	53	31	54	44	44	39	31	24	41	30
<b>GRAND TOTAL</b>	593	588	575	572	551	542	536	545	544	559	540	570	532



## Parole Supervision Caseload November 30, 2006

### New Haven District Office Supervision Caseload

	2005		2006										
	Nov	Dec	Jan	Feb	Mar	Apr	May	Jun	Jul	Aug	Sep	Oct	Nov
<b>CT Parolees Supervised in CT</b>	648	652	642	625	629	608	625	640	620	617	628	643	599
<b>Out Of State Parolees Supervised in CT</b>	28	28	30	29	33	32	29	31	28	28	29	30	28
<b>CT Supervision Total:</b>	676	680	672	654	662	640	654	671	648	645	657	673	627
<b>Parole Violators Confined</b>	136	113	121	142	136	149	141	143	153	155	166	160	152
<b>GRAND TOTAL</b>	812	793	793	796	798	789	795	814	801	800	823	833	779

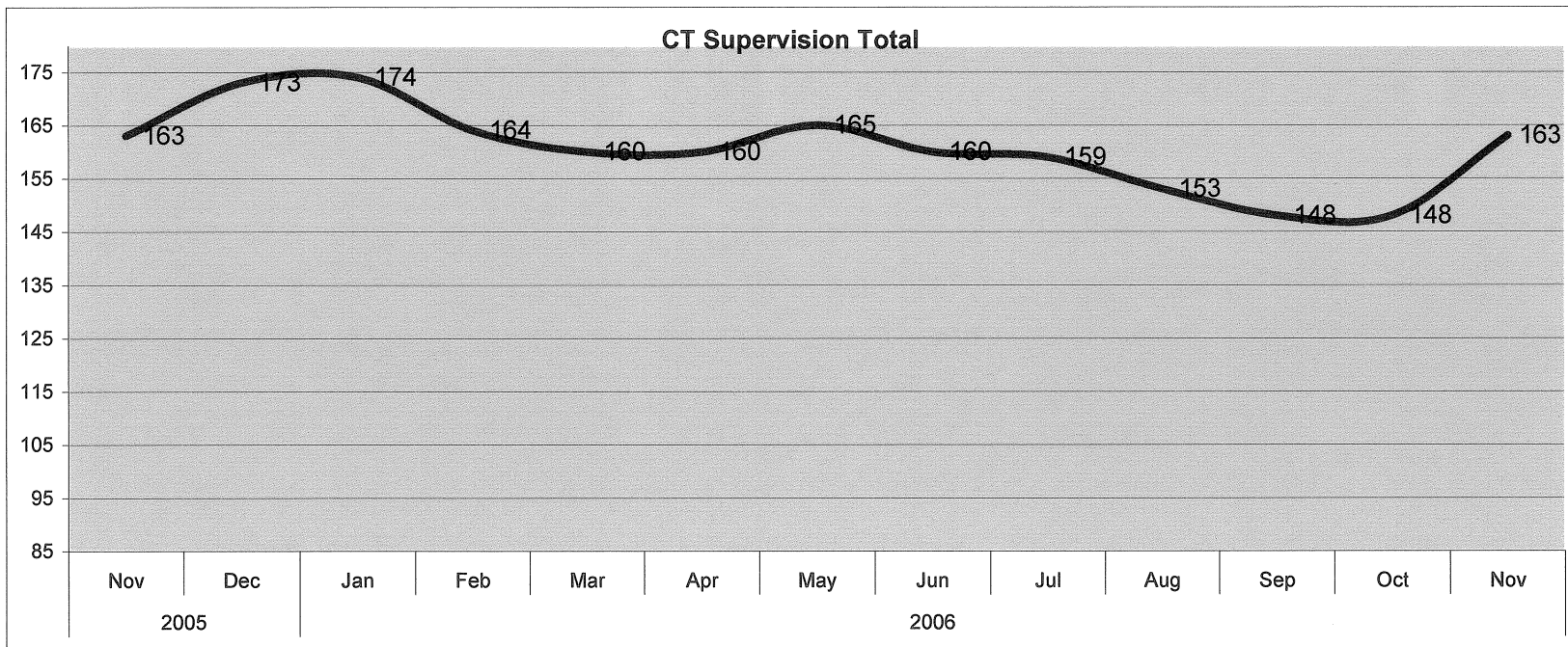




## Parole Supervision Caseload November 30, 2006

### Special Management Supervision Caseload

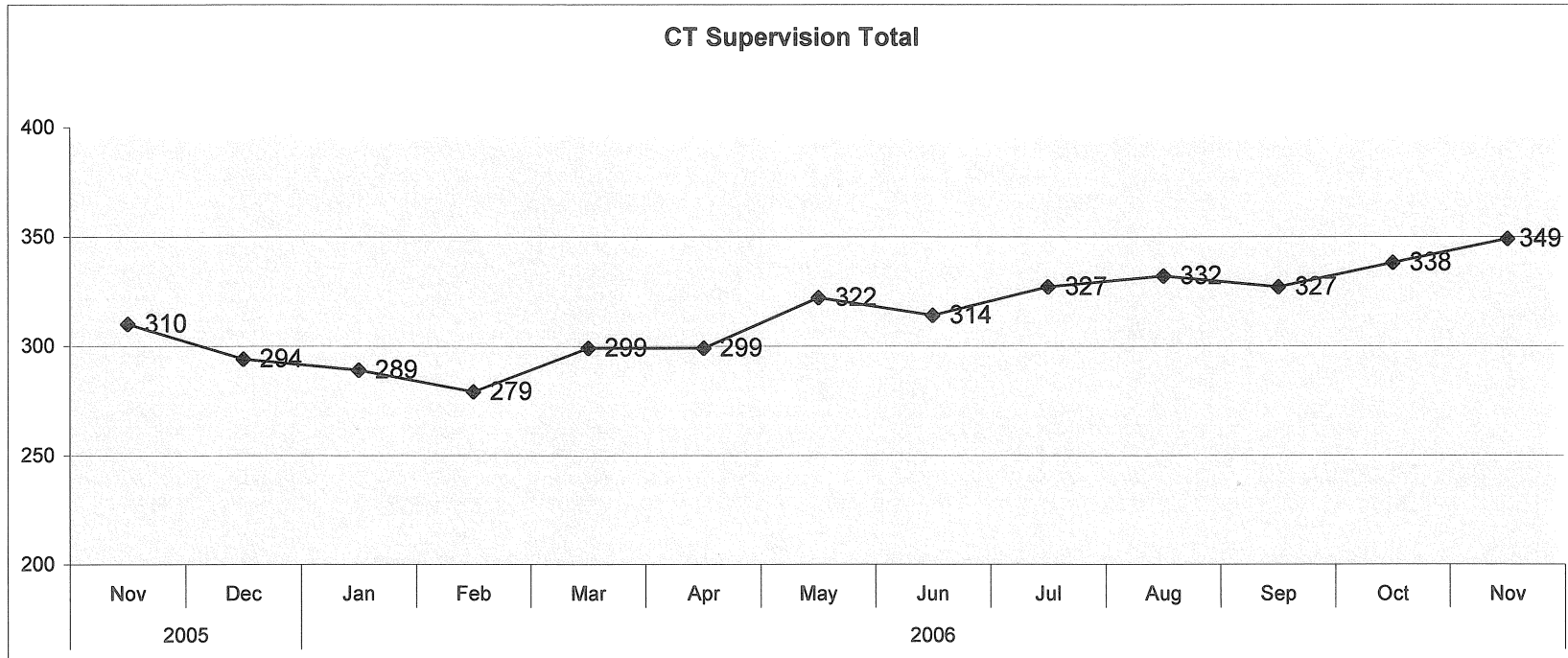
	2005		2006										
	Nov	Dec	Jan	Feb	Mar	Apr	May	Jun	Jul	Aug	Sep	Oct	Nov
<b>CT Parolees Supervised in CT</b>	144	154	157	148	143	143	149	143	141	139	132	131	144
<b>Out Of State Parolees Supervised in CT</b>	19	19	17	16	17	17	16	17	18	14	16	17	19
<b>CT Supervision Total:</b>	163	173	174	164	160	160	165	160	159	153	148	148	163
<b>Parole Violators Confined</b>	25	16	17	32	34	37	21	37	28	32	22	14	30
<b>GRAND TOTAL</b>	188	189	191	196	194	197	186	197	187	185	170	162	193



# Parole Supervision Caseload November 30, 2006

## Norwich/New London Caseload

	2005		2006										
	Nov	Dec	Jan	Feb	Mar	Apr	May	Jun	Jul	Aug	Sep	Oct	Nov
<b>CT Parolees Supervised in CT</b>	284	283	267	258	276	278	301	293	304	310	302	314	319
<b>Out Of State Parolees Supervised in CT</b>	26	11	22	21	23	21	21	21	23	22	25	24	30
<b>CT Supervision Total:</b>	<b>310</b>	<b>294</b>	<b>289</b>	<b>279</b>	<b>299</b>	<b>299</b>	<b>322</b>	<b>314</b>	<b>327</b>	<b>332</b>	<b>327</b>	<b>338</b>	<b>349</b>
<b>Parole Violators Confined</b>	49	35	62	66	40	40	45	41	48	47	28	51	47
<b>GRAND TOTAL</b>	<b>359</b>	<b>329</b>	<b>351</b>	<b>345</b>	<b>339</b>	<b>339</b>	<b>367</b>	<b>355</b>	<b>375</b>	<b>379</b>	<b>355</b>	<b>389</b>	<b>396</b>

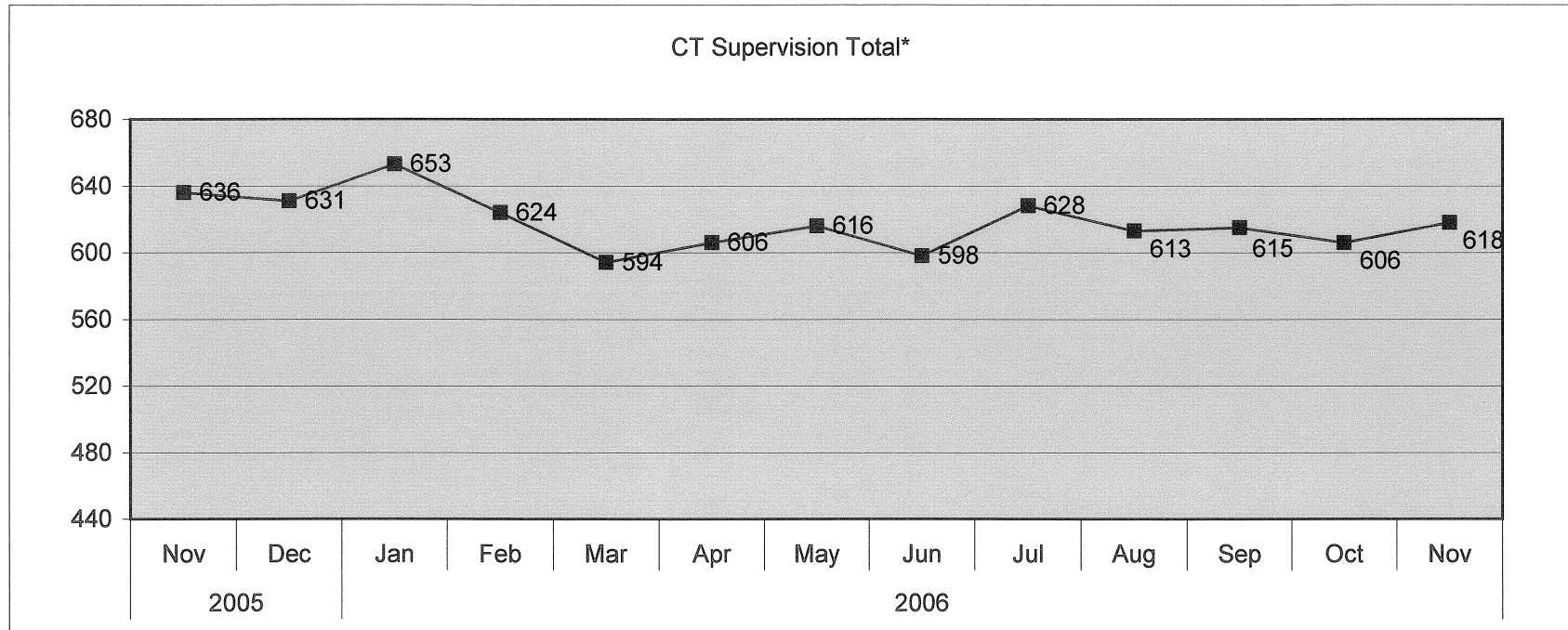


# Parole Supervision Caseload

## November 30, 2006

### Waterbury Caseload

	2005		2006										
	Nov	Dec	Jan	Feb	Mar	Apr	May	Jun	Jul	Aug	Sep	Oct	Nov
<b>CT Parolees Supervised in CT</b>	591	581	603	574	543	547	558	544	571	562	564	561	575
<b>Out Of State Parolees Supervised in CT</b>	45	50	50	50	51	59	58	54	57	51	51	45	43
<b>CT Supervision Total:</b>	636	631	653	624	594	606	616	598	628	613	615	606	618
<b>Parole Violators Confined</b>	110	94	109	105	118	117	83	83	79	89	95	101	94
<b>GRAND TOTAL</b>	746	725	762	729	712	723	699	681	707	702	710	707	712



**Connecticut DOC Parole and TS Caseloads by District****December 1, 2006**

	Blended Caseload			Parole Caseload			TS Caseload		
	Avg.	Low	High	Avg.	Low	High	Avg.	Low	High
<b>Bridgeport</b>	57	4	82	N/A	N/A	N/A	N/A	N/A	N/A
<b>Hartford</b>	68	53	87	N/A	N/A	N/A	N/A	N/A	N/A
<b>Norwich/NL</b>	69	50	88	N/A	N/A	N/A	N/A	N/A	N/A
<b>New Haven</b>	66	47	85	N/A	N/A	N/A	N/A	N/A	N/A
<b>Waterbury</b>	60	6	86	N/A	N/A	N/A	N/A	N/A	N/A
<b>SMU</b>	N/A	N/A	N/A	23	20	30	N/A	N/A	N/A
<b>T.V. Unit</b>	N/A	N/A	N/A	21	14	28	N/A	N/A	N/A
<b>Statewide</b>	63	4	88	N/A	N/A	N/A	N/A	N/A	N/A

**The statewide combined average caseload is 63 per officer.**

**Recommended caseload is 55 per officer**

**Special management officers have an average caseload of 23 per officer.**

**Recommended caseload is 25 per officer**

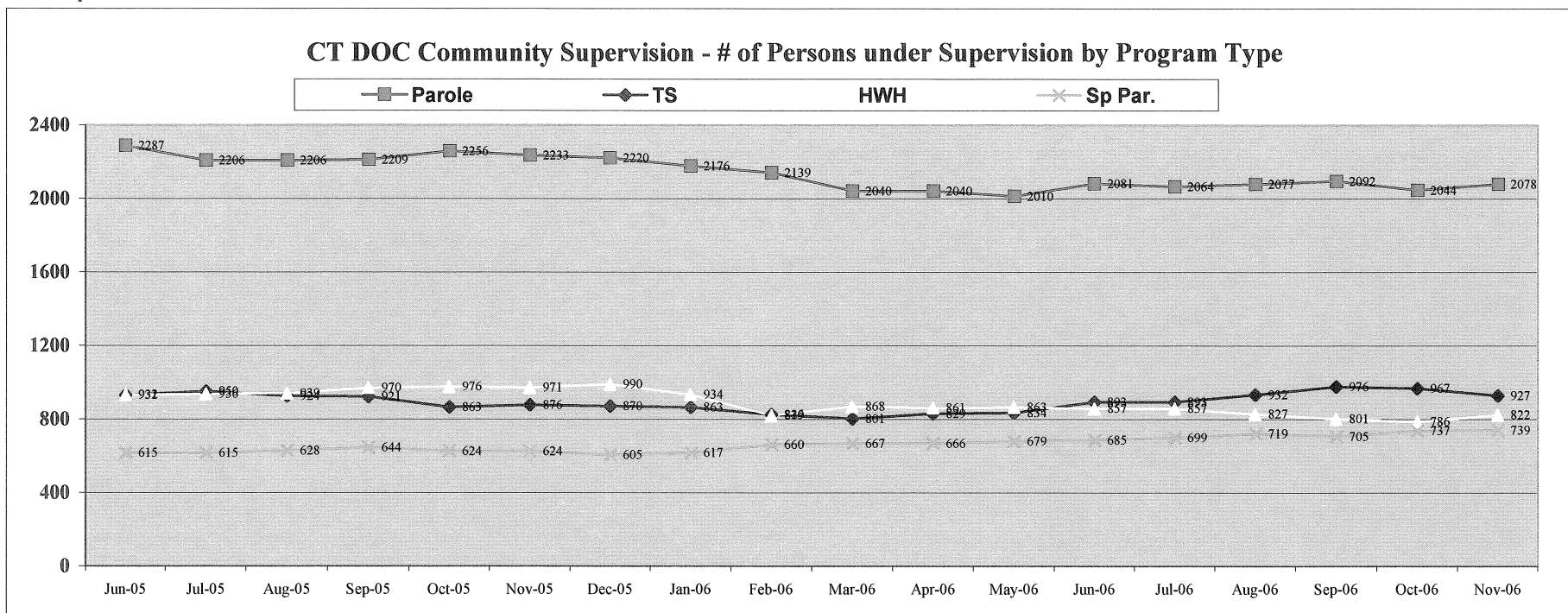
**Technical Violation Unit officers have an average caseload of 21 per officer.**

**Recommended caseload is 25 per officer**

## Connecticut DOC Community Supervision - Number of Persons under Supervision by Program Type

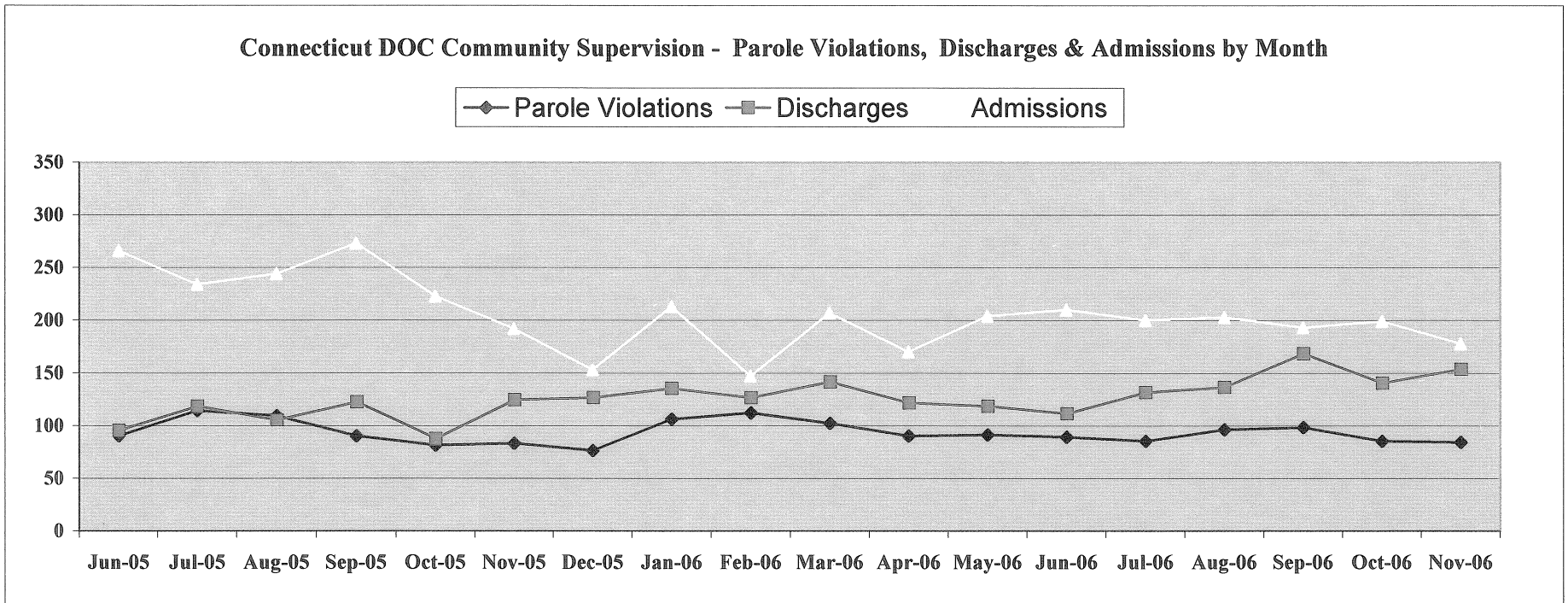
June 1, 2005 to November 1, 2006

	Jun-05	Jul-05	Aug-05	Sep-05	Oct-05	Nov-05	Dec-05	Jan-06	Feb-06	Mar-06	Apr-06	May-06	Jun-06	Jul-06	Aug-06	Sep-06	Oct-06	Nov-06
Parole	2287	2206	2206	2209	2256	2233	2220	2176	2139	2040	2040	2010	2081	2064	2077	2092	2044	2078
TS	931	950	924	921	863	876	870	863	825	801	829	834	893	893	932	976	967	927
HWH	932	936	939	970	976	971	990	934	819	868	861	863	857	857	827	801	786	822
Sp Par.	615	615	628	644	624	624	605	617	660	667	666	679	685	699	719	705	737	739



**Admissions to Parole, Discharges & Total Violations by Month  
June, 2005 through November, 2006**

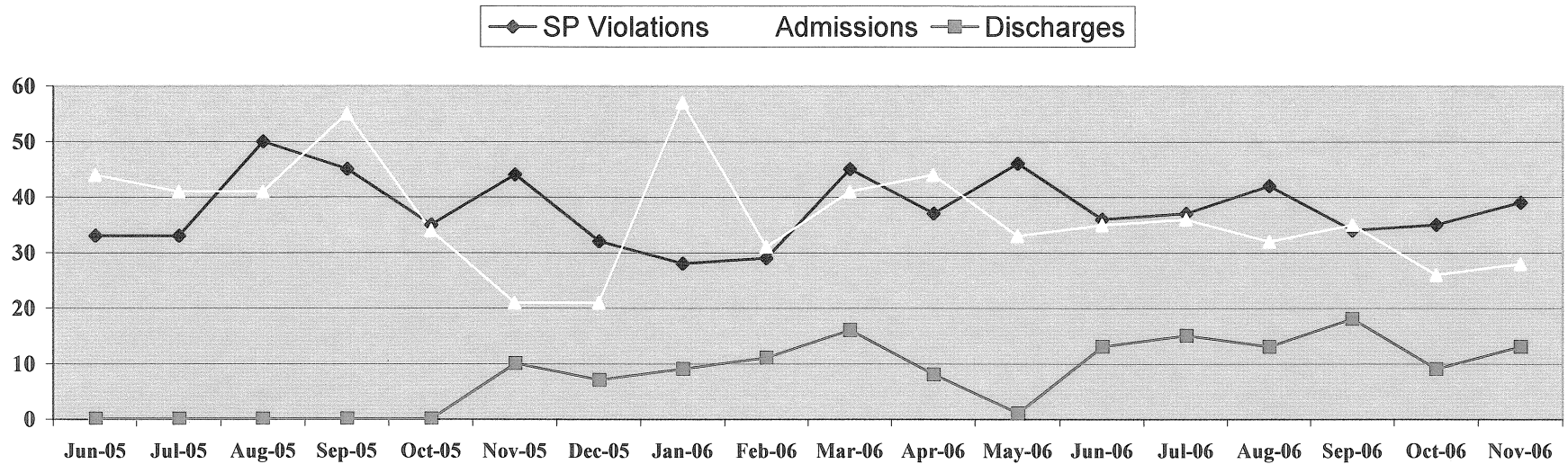
	Jun-05	Jul-05	Aug-05	Sep-05	Oct-05	Nov-05	Dec-05	Jan-06	Feb-06	Mar-06	Apr-06	May-06	Jun-06	Jul-06	Aug-06	Sep-06	Oct-06	Nov-06
Parole Violations	90	114	109	90	81	83	76	106	112	102	90	91	89	85	96	98	85	84
Discharges	95	118	105	122	87	124	126	135	126	141	121	118	111	131	136	168	140	153
Admissions	266	234	244	273	223	192	153	213	147	207	170	204	210	200	203	193	199	178



**Admissions to Special Parole, Discharges & Total Violations by Month  
June, 2005 through November, 2006**

	Jun-05	Jul-05	Aug-05	Sep-05	Oct-05	Nov-05	Dec-05	Jan-06	Feb-06	Mar-06	Apr-06	May-06	Jun-06	Jul-06	Aug-06	Sep-06	Oct-06	Nov-06
<b>SP Violations</b>	33	33	50	45	35	44	32	28	29	45	37	46	36	37	42	34	35	39
<b>Discharges</b>	0	0	0	0	0	10	7	9	11	16	8	1	13	15	13	18	9	13
<b>Admissions</b>	44	41	41	55	34	21	21	57	31	41	44	33	35	36	32	35	26	28

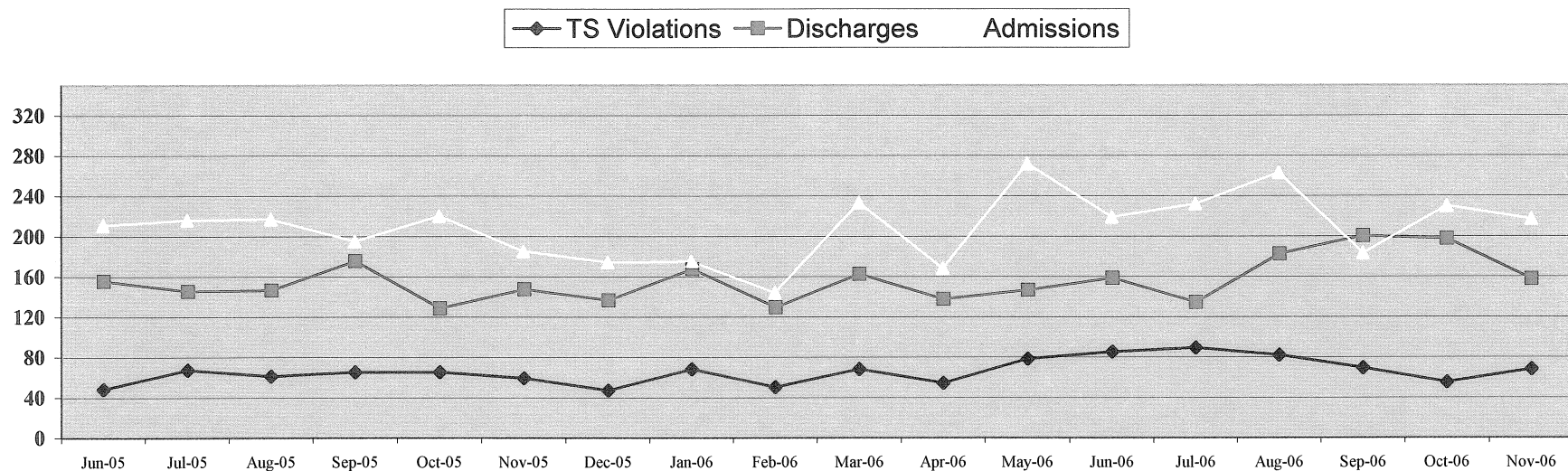
**Connecticut DOC Community Supervision - Special Parole Violations & Admissions by Month**



### Admissions to Transitional Supervision, Discharges & Total Violations by Month June, 2005 through November, 2006

	Jun-05	Jul-05	Aug-05	Sep-05	Oct-05	Nov-05	Dec-05	Jan-06	Feb-06	Mar-06	Apr-06	May-06	Jun-06	Jul-06	Aug-06	Sep-06	Oct-06	Nov-06
TS Violations	48	67	61	65	65	59	47	68	50	68	54	78	85	89	82	69	55	68
Discharges	155	145	146	175	128	147	136	167	129	162	137	146	158	134	182	200	197	157
Admissions	211	216	217	195	220	185	174	175	144	233	168	272	219	232	263	183	230	217

Connecticut DOC Community Supervision - TS Violations, Discharges & Admissions by Month



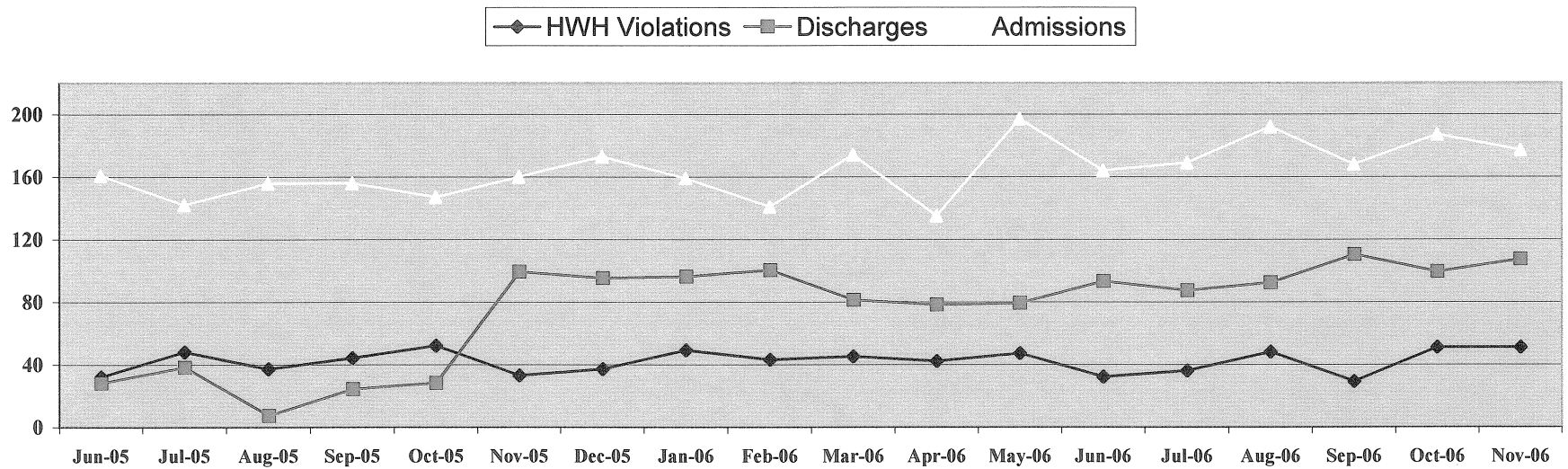


### Admissions to Half Way Houses, Discharges & Total Violations by Month

June 2005 through November, 2006

	Jun-05	Jul-05	Aug-05	Sep-05	Oct-05	Nov-05	Dec-05	Jan-06	Feb-06	Mar-06	Apr-06	May-06	Jun-06	Jul-06	Aug-06	Sep-06	Oct-06	Nov-06
HWH Violations	32	48	37	44	52	33	37	49	43	45	42	47	32	36	48	29	51	51
Discharges	28	38	7	24	28	99	95	96	100	81	78	79	93	87	92	110	99	107
Admissions	161	142	156	156	147	160	173	159	141	174	135	197	164	169	192	168	187	177

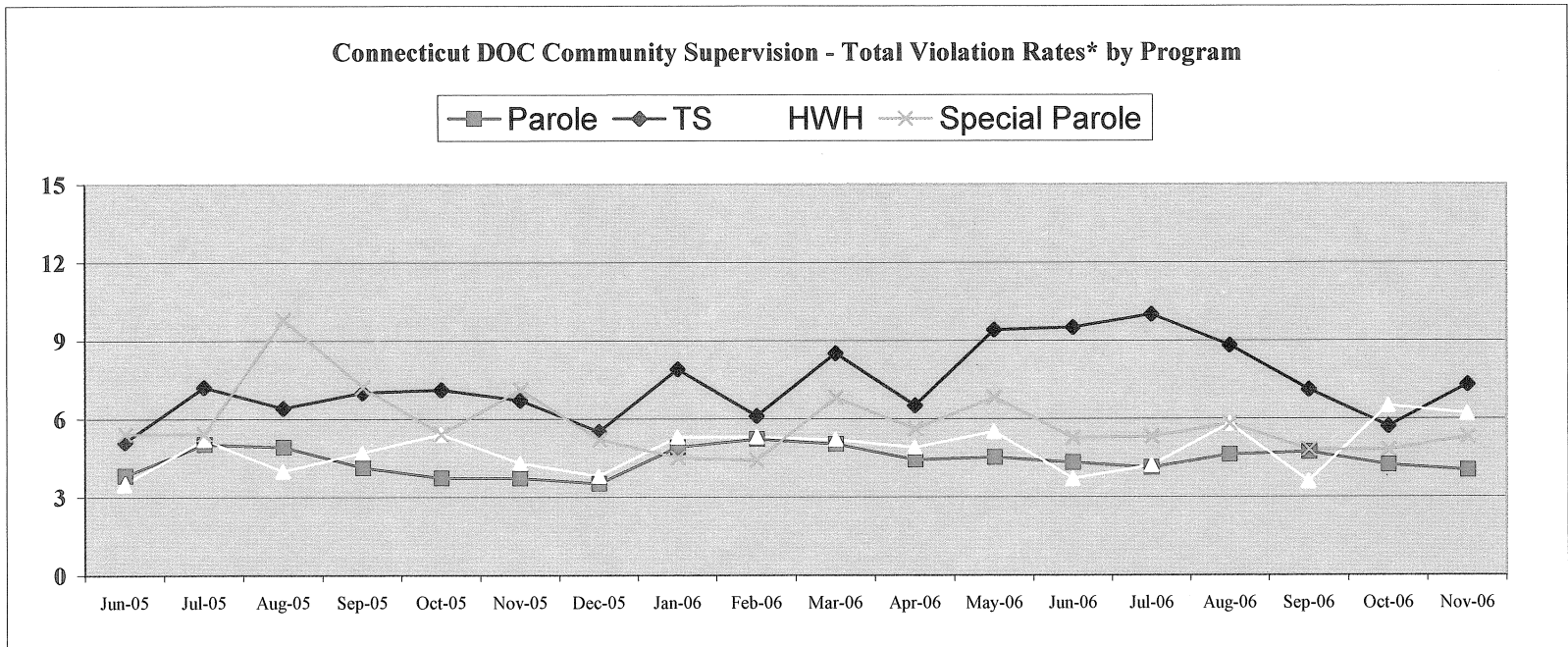
Connecticut DOC Community Supervision - HWH Violations, Discharges & Admissions by Month



## Connecticut DOC Community Supervision - Total Violation Rates\* by Program

June 2005 through November, 2006

	Jun-05	Jul-05	Aug-05	Sep-05	Oct-05	Nov-05	Dec-05	Jan-06	Feb-06	Mar-06	Apr-06	May-06	Jun-06	Jul-06	Aug-06	Sep-06	Oct-06	Nov-06
Parole	3.8	5	4.9	4.1	3.7	3.7	3.5	4.9	5.2	5	4.4	4.5	4.3	4.1	4.6	4.7	4.2	4
TS	5.1	7.2	6.4	7	7.1	6.7	5.5	7.9	6.1	8.5	6.5	9.4	9.5	10	8.8	7.1	5.7	7.3
HWH	3.5	5.2	4	4.7	5.4	4.3	3.8	5.3	5.3	5.2	4.9	5.5	3.7	4.2	5.8	3.6	6.5	6.2
Special Parole	5.4	5.4	9.8	7.2	5.4	7.1	5.2	4.5	4.4	6.8	5.6	6.8	5.3	5.3	5.8	4.8	4.8	5.3

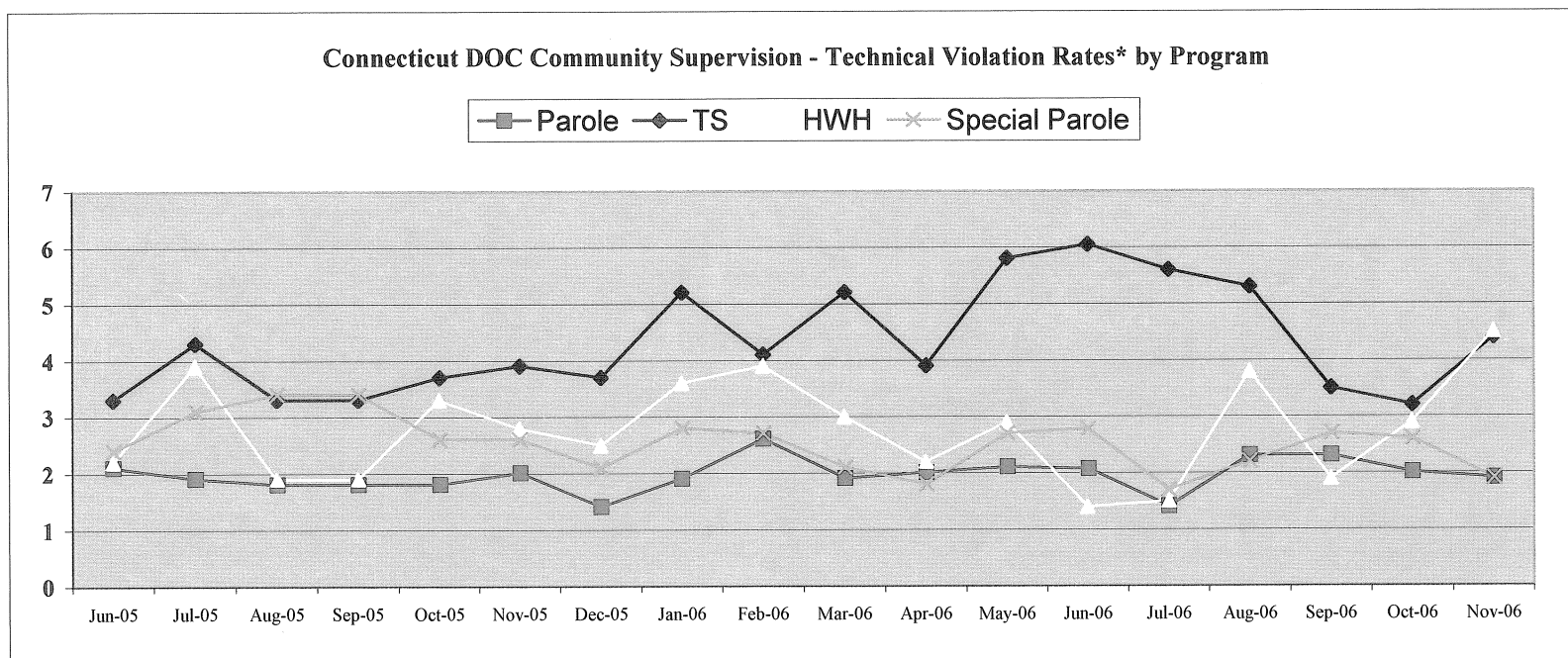


\*Number of violations per 100 persons on program.

## Connecticut DOC Community Supervision - Technical Violation Rates\* by Program

June, 2005 through November, 2006

	Jun-05	Jul-05	Aug-05	Sep-05	Oct-05	Nov-05	Dec-05	Jan-06	Feb-06	Mar-06	Apr-06	May-06	Jun-06	Jul-06	Aug-06	Sep-06	Oct-06	Nov-06
Parole	2.1	1.9	1.8	1.8	1.8	2	1.4	1.9	2.6	1.9	2	2.1	2.1	1.4	2.3	2.3	2	1.9
TS	3.3	4.3	3.3	3.3	3.7	3.9	3.7	5.2	4.1	5.2	3.9	5.8	6.0	5.6	5.3	3.5	3.2	4.4
HWH	2.2	3.9	1.9	1.9	3.3	2.8	2.5	3.6	3.9	3	2.2	2.9	1.4	1.5	3.8	1.9	2.9	4.5
Special Parole	2.4	3.1	3.4	3.4	2.6	2.6	2.1	2.8	2.7	2.1	1.8	2.7	2.8	1.7	2.2	2.7	2.6	1.9

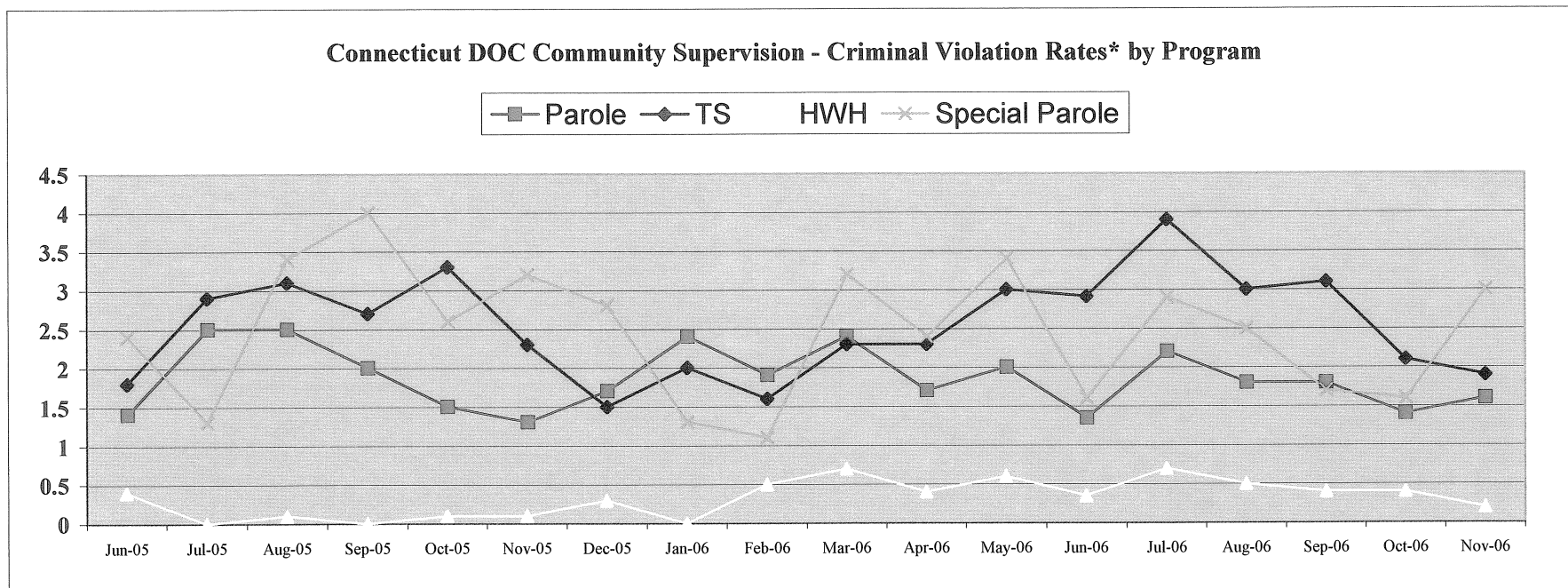


\*Number of violations per 100 persons on program.

### Connecticut DOC Community Supervision - Criminal Violation Rates\* by Program

June, 2005 through December, 2006

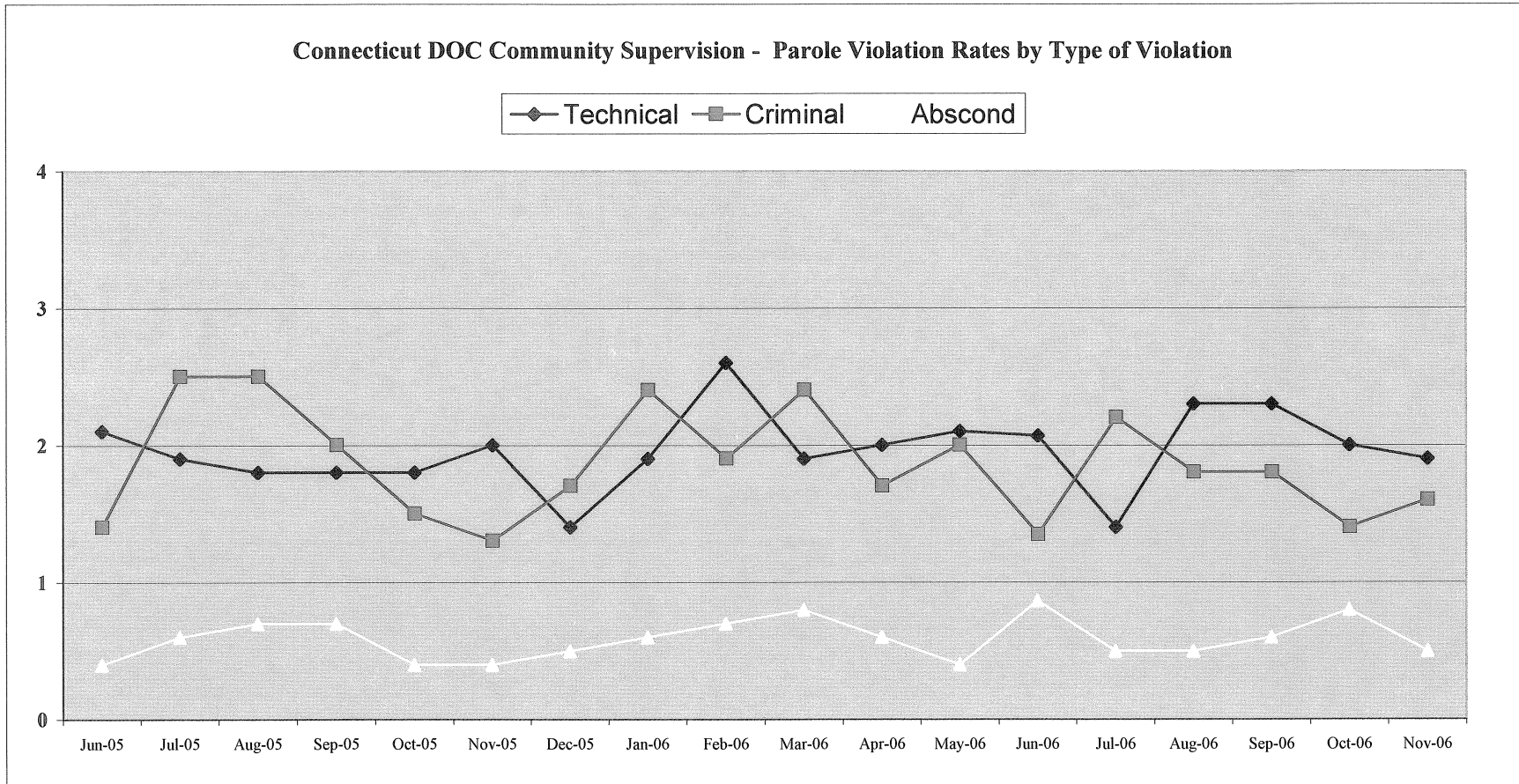
	Jun-05	Jul-05	Aug-05	Sep-05	Oct-05	Nov-05	Dec-05	Jan-06	Feb-06	Mar-06	Apr-06	May-06	Jun-06	Jul-06	Aug-06	Sep-06	Oct-06	Nov-06
Parole	1.4	2.5	2.5	2	1.5	1.3	1.7	2.4	1.9	2.4	1.7	2	1.3	2.2	1.8	1.8	1.4	1.6
TS	1.8	2.9	3.1	2.7	3.3	2.3	1.5	2	1.6	2.3	2.3	3	2.9	3.9	3	3.1	2.1	1.9
HWH	0.4	0	0.1	0	0.1	0.1	0.3	0	0.5	0.7	0.4	0.6	0.4	0.7	0.5	0.4	0.4	0.2
Special Parole	2.4	1.3	3.4	4	2.6	3.2	2.8	1.3	1.1	3.2	2.4	3.4	1.6	2.9	2.5	1.7	1.6	3



\*Number of violations per 100 persons on program.

**Parole Violation Rates\* by Type of Violation  
June, 2005 through November, 2006**

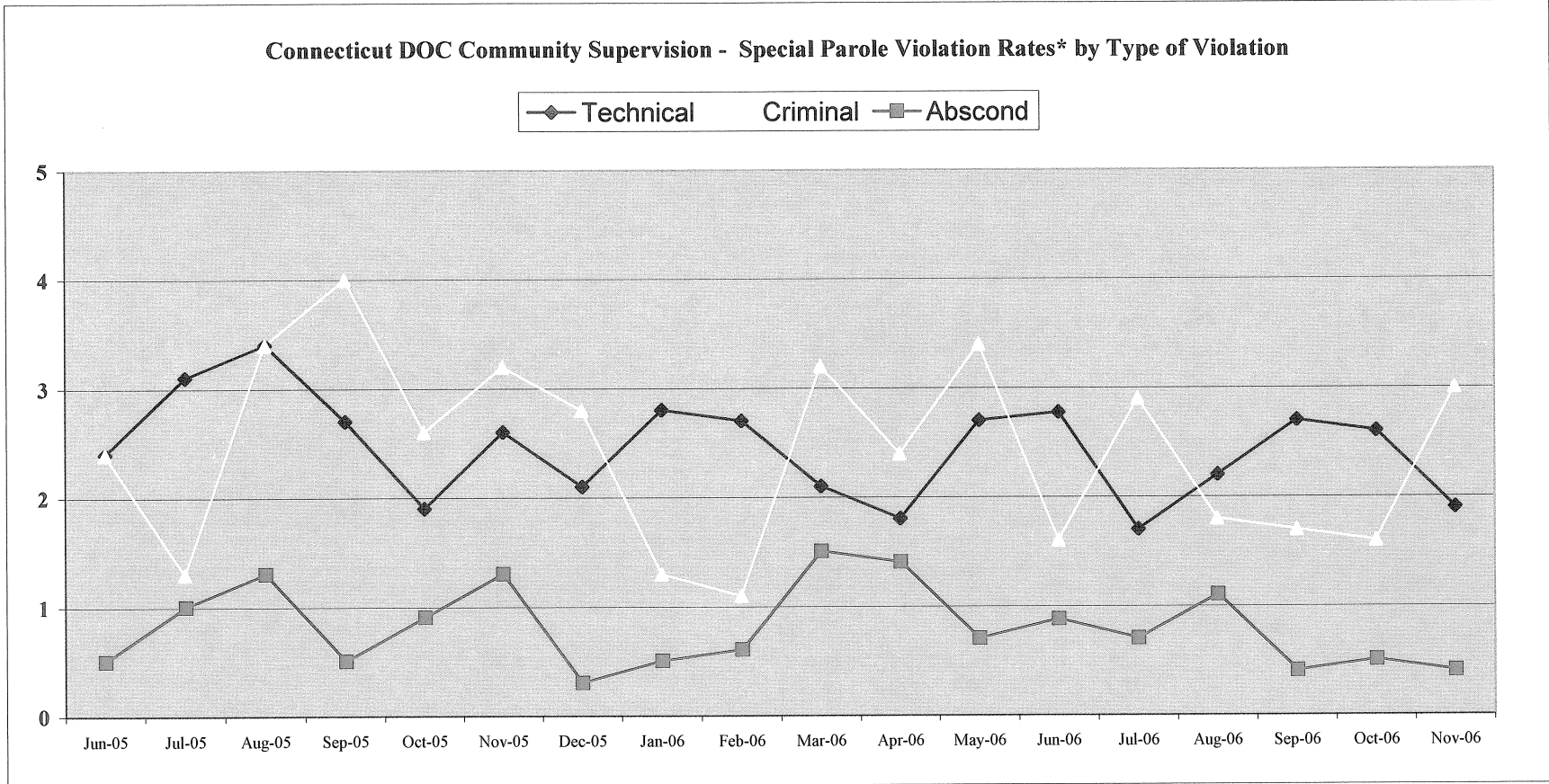
	Jun-05	Jul-05	Aug-05	Sep-05	Oct-05	Nov-05	Dec-05	Jan-06	Feb-06	Mar-06	Apr-06	May-06	Jun-06	Jul-06	Aug-06	Sep-06	Oct-06	Nov-06
<b>Technical</b>	2.1	1.9	1.8	1.8	1.8	2	1.4	1.9	2.6	1.9	2	2.1	2.1	1.4	2.3	2.3	2	1.9
<b>Criminal</b>	1.4	2.5	2.5	2	1.5	1.3	1.7	2.4	1.9	2.4	1.7	2	1.3	2.2	1.8	1.8	1.4	1.6
<b>Abscond</b>	0.4	0.6	0.7	0.7	0.4	0.4	0.5	0.6	0.7	0.8	0.6	0.4	0.9	0.5	0.5	0.6	0.8	0.5



\*Number of Violations per 100 Persons on Parole

**Special Parole Violation Rates\* by Type of Violation**  
**June, 2005 through November, 2006**

	Jun-05	Jul-05	Aug-05	Sep-05	Oct-05	Nov-05	Dec-05	Jan-06	Feb-06	Mar-06	Apr-06	May-06	Jun-06	Jul-06	Aug-06	Sep-06	Oct-06	Nov-06
Technical	2.4	3.1	3.4	2.7	1.9	2.6	2.1	2.8	2.7	2.1	1.8	2.7	2.8	1.7	2.2	2.7	2.6	1.9
Criminal	2.4	1.3	3.4	4	2.6	3.2	2.8	1.3	1.1	3.2	2.4	3.4	1.6	2.9	1.8	1.7	1.6	3
Abscond	0.5	1	1.3	0.5	0.9	1.3	0.3	0.5	0.6	1.5	1.4	0.7	0.9	0.7	1.1	0.4	0.5	0.4

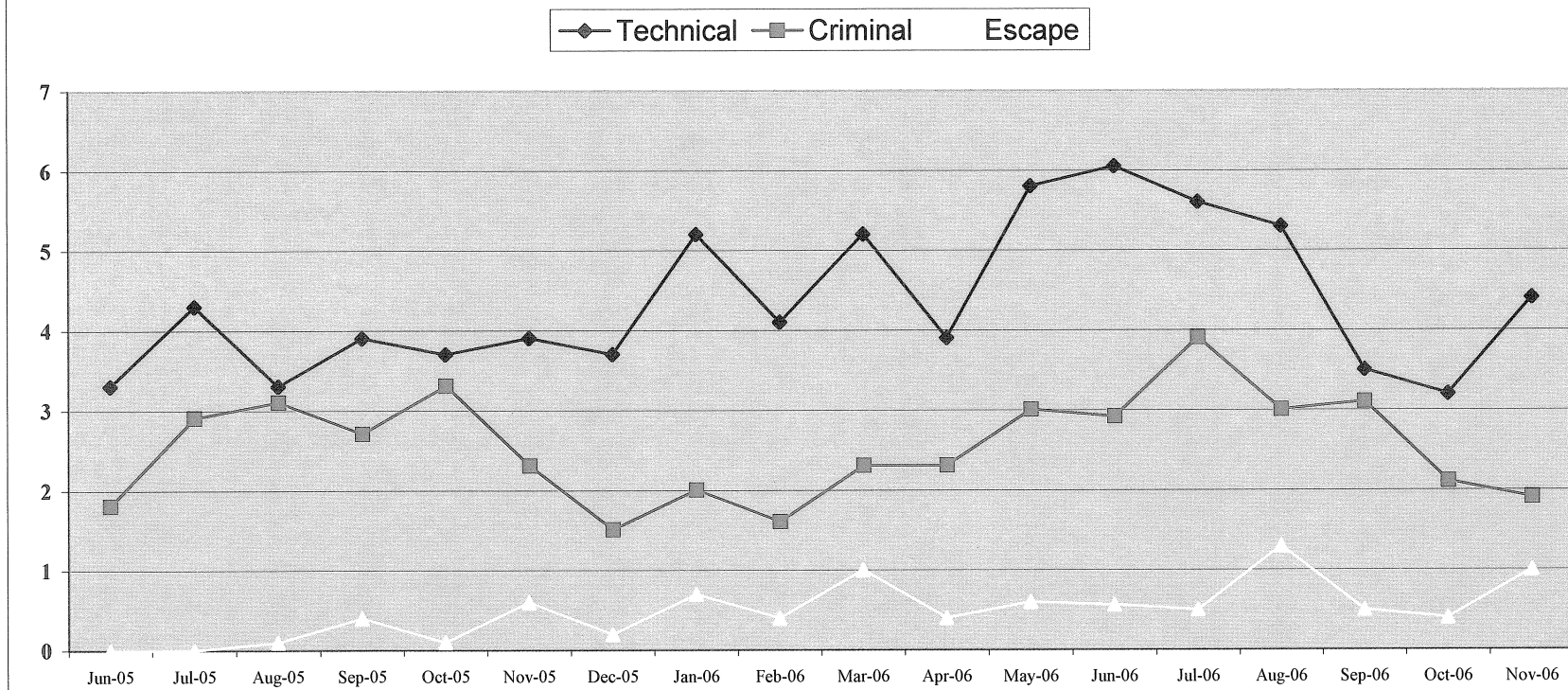


\*Number of Violations per 100 Persons on Special Parole

**Transitional Supervision Violation Rates\* by Type of Violation**  
**June, 2005 through November, 2006**

	Jun-05	Jul-05	Aug-05	Sep-05	Oct-05	Nov-05	Dec-05	Jan-06	Feb-06	Mar-06	Apr-06	May-06	Jun-06	Jul-06	Aug-06	Sep-06	Oct-06	Nov-06
Technical	3.3	4.3	3.3	3.9	3.7	3.9	3.7	5.2	4.1	5.2	3.9	5.8	6.0	5.6	5.3	3.5	3.2	4.4
Criminal	1.8	2.9	3.1	2.7	3.3	2.3	1.5	2	1.6	2.3	2.3	3	2.9	3.9	3	3.1	2.1	1.9
Escape	0	0	0.1	0.4	0.1	0.6	0.2	0.7	0.4	1	0.4	0.6	0.6	0.5	1.3	0.5	0.4	1

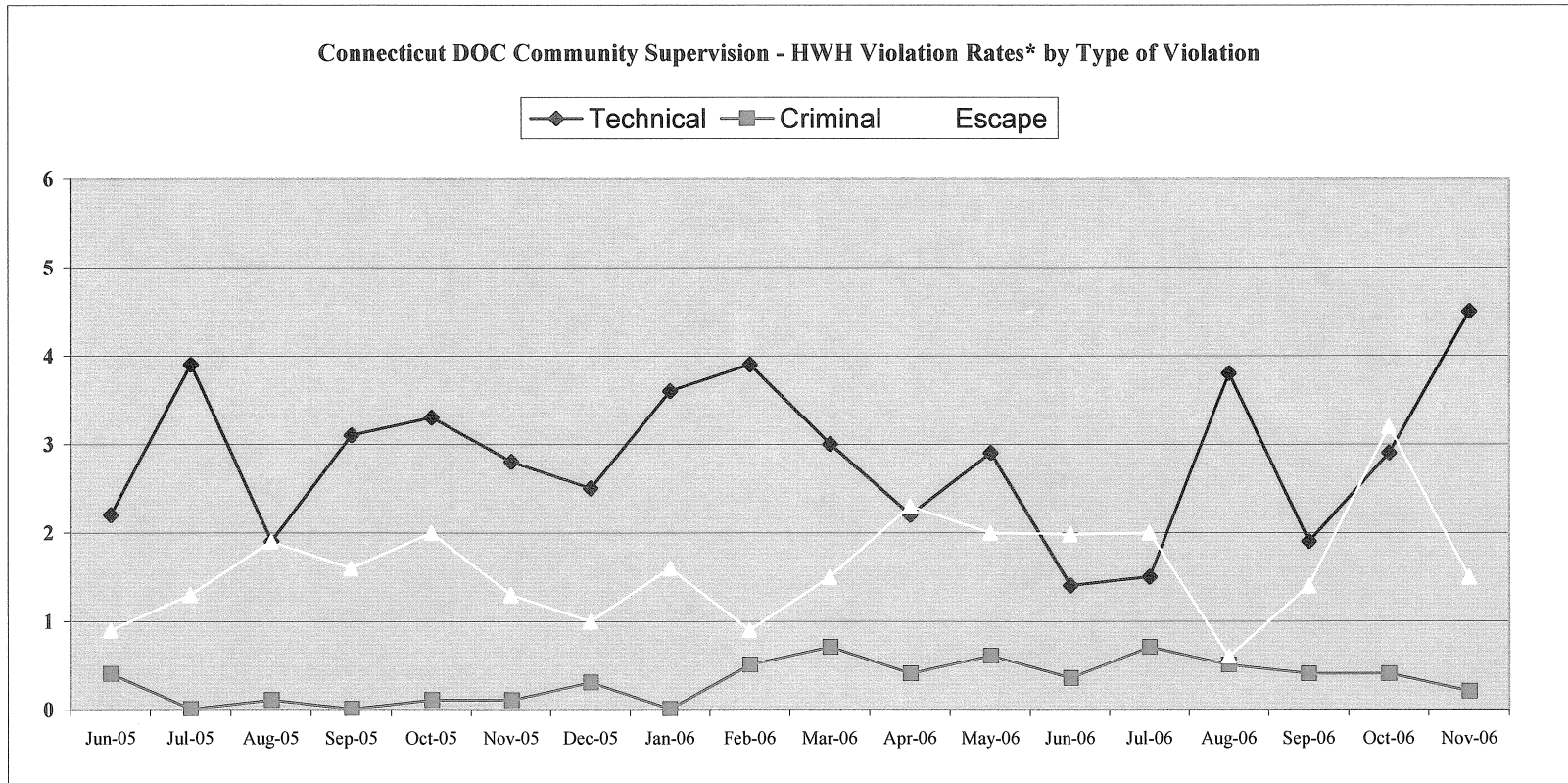
**Connecticut DOC Community Supervision - TS Violation Rates\* by Type of Violation**



\*Number of Violations per 100 Persons on TS

**Half Way House Violation Rates\* by Type of Violation**  
**June, 2005 through November, 2006**

	Jun-05	Jul-05	Aug-05	Sep-05	Oct-05	Nov-05	Dec-05	Jan-06	Feb-06	Mar-06	Apr-06	May-06	Jun-06	Jul-06	Aug-06	Sep-06	Oct-06	Nov-06
Technical	2.2	3.9	1.9	3.1	3.3	2.8	2.5	3.6	3.9	3	2.2	2.9	1.4	1.5	3.8	1.9	2.9	4.5
Criminal	0.4	0	0.1	0	0.1	0.1	0.3	0	0.5	0.7	0.4	0.6	0.4	0.7	0.5	0.4	0.4	0.2
Escape	0.9	1.3	1.9	1.6	2	1.3	1	1.6	0.9	1.5	2.3	2	2.0	2	0.6	1.4	3.2	1.5



\*Number of Violations per 100 Persons in Half Way Houses