


# STATE OF CONNECTICUT

## Connecticut Parole and Community Services Monthly Report



### October 2006

*(October 2005 to October 2006)*

Prepared by  
*Jerry Stowell*

FOR  
BOARD OF PARDONS & PAROLES (BOPP)  
AND  
DEPARTMENT OF CORRECTION (DOC)  
Parole and Community Services Division

**Correctional Population and Parole Eligibility  
October 31, 2006**

**Confined Population**

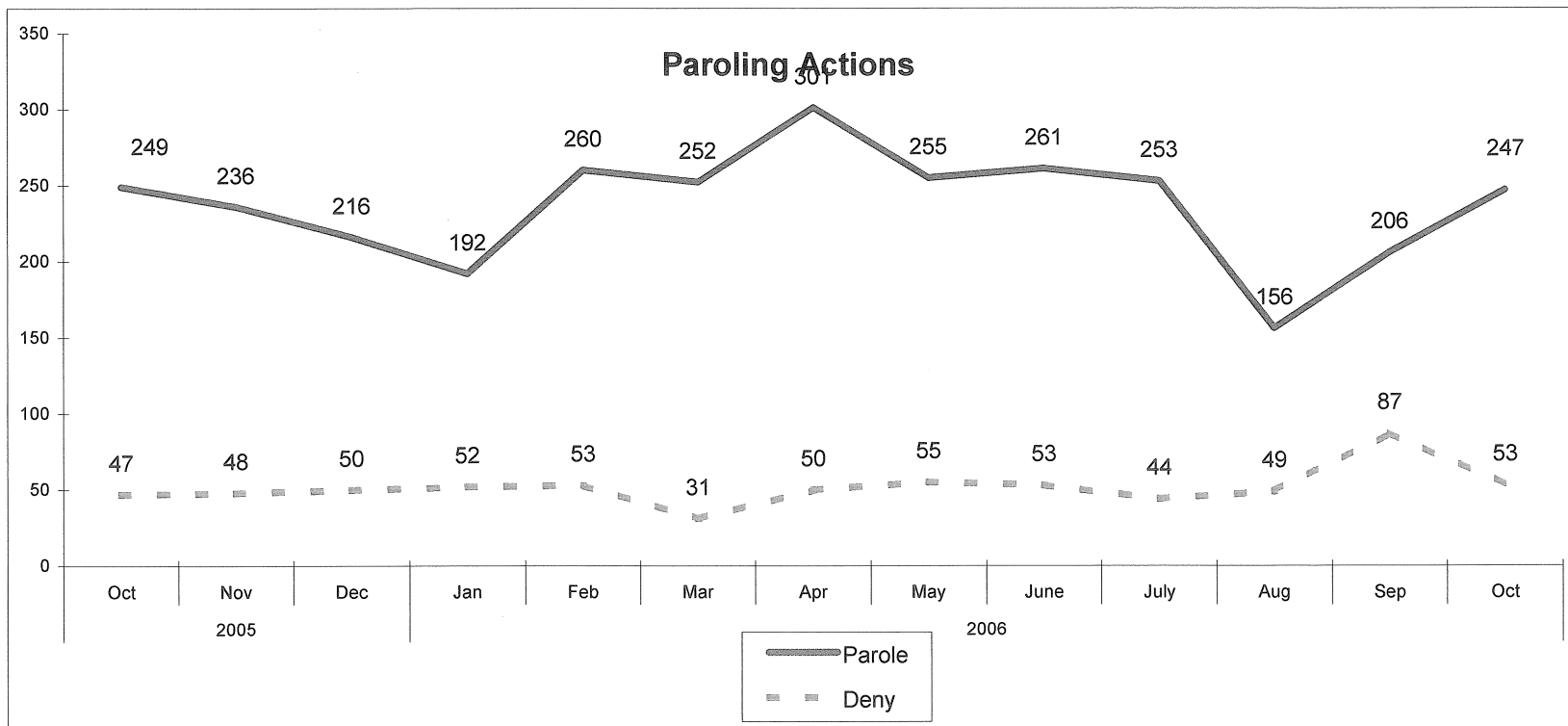
	<b>19,129</b>		
(Unsentenced and Special Inmates)	(4,639)	Balance	14,490
(Sentences 2 Years & Less, Cuscom, New Admits)	(4,393)	Balance	10,097
(Parole Ineligible, crime committed)	(791)	Balance	9,306
(SRG Classification)	(194)	Balance	9,112
(Wright Decision Cases)	(427)	Balance	8,685
(Level 5 Classification)	(54)	Balance	8,631
(Chronic Disciplinary Unit Classification)	(53)		

**Population Eligible for Parole Consideration: 8,578**

**Connecticut Board of Parole  
Hearings Division Monthly Statistics  
October 31, 2006**

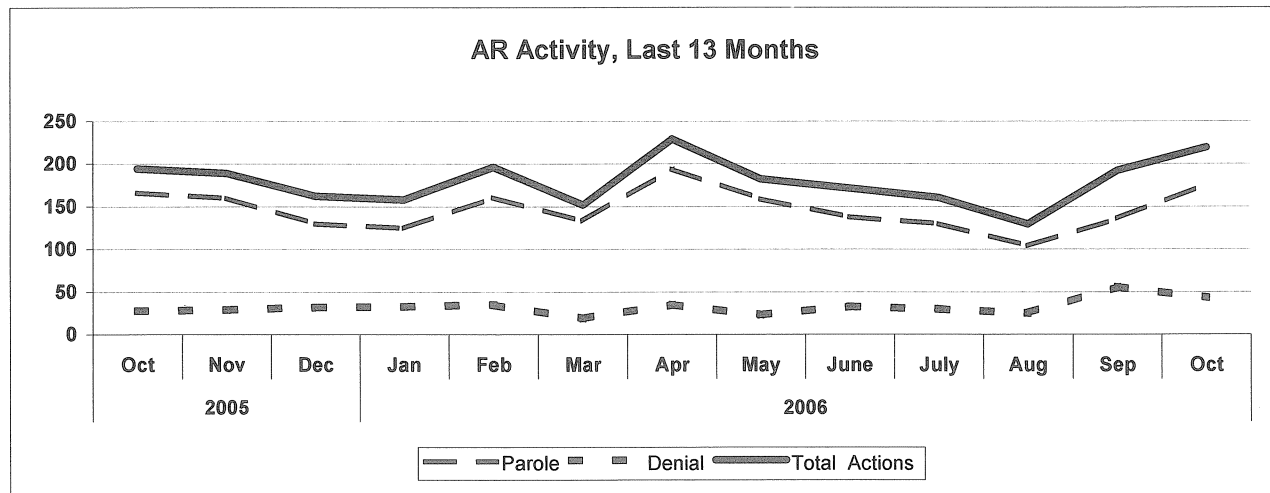
	2005			2006									12 Mo.	
	Oct	Nov	Dec	Jan	Feb	Mar	Apr	May	June	July	Aug	Sep	Oct	Totals
<b>Full Panel Actions</b>														
<b>Parole</b>	83	76	86	67	99	119	107	96	123	123	52	70	71	1089
<b>Deny</b>	19	19	18	19	18	12	15	32	20	14	24	31	10	232
<b>Medical Parole</b>	0	0	0	0	0	0	0	0	0	0	0	0	0	0
<b>Revoke</b>	36	30	42	26	38	27	48	42	33	33	27	27	41	414
<b>Revoke &amp; Reparole</b>	72	52	84	55	59	49	77	70	54	45	40	63	75	723
<b>Rescind</b>	5	1	4	4	5	1	5	9	10	11	13	4	1	68
<b>Rescind &amp; Reparole</b>	32	17	24	31	25	17	19	15	15	17	12	17	30	239
<b>Early Parole Discharge</b>	0	0	0	0	0	0	0	0	0	0	0	0	0	0
<b>Total Full Panel Actions</b>	247	195	258	202	244	225	271	264	255	243	168	212	228	2765
<b>Administrative Review Actions</b>														
<b>Parole</b>	166	160	130	125	161	133	194	159	138	130	104	136	176	1746
<b>Deny</b>	28	29	32	33	35	19	35	23	33	30	25	56	43	393
<b>Total Admin. Review Actions</b>	194	189	162	158	196	152	229	182	171	160	129	192	219	2139
<b>Staff Actions</b>														
<b>Case Review</b>	5	10	15	26	8	15	19	9	20	9	10	15	17	173
<b>Review &amp; Reschedule</b>	225	454	297	337	311	355	486	235	282	225	254	340	361	3937
<b>Close Interest</b>	32	82	43	60	119	68	69	30	65	31	58	53	91	769
<b>Total Actions</b>	703	930	775	783	878	815	1074	720	793	668	619	812	916	9783
<b>Total Hearing Dates</b>	14	15	14	13	11	12	14	15	15	15	12	15	16	167
<b>Parole Grant Rate</b>														
<b>Full Panels</b>	81%	80%	83%	78%	85%	91%	88%	75%	86%	90%	68%	69%	88%	82%
<b>Administrative Reviews</b>	86%	85%	80%	79%	82%	88%	85%	87%	81%	81%	81%	71%	80%	82%

## Connecticut Board of Parole Hearings Division Monthly Statistics October 31, 2006



**Connecticut Board of Parole  
Hearings Division Monthly Statistics  
Administrative Reviews  
October 31, 2006**

	2005			2006									
	Oct	Nov	Dec	Jan	Feb	Mar	Apr	May	June	July	Aug	Sep	Oct
<b>Parole</b>	166	160	130	125	161	133	194	159	138	130	104	136	176
<b>Denial</b>	28	29	32	33	35	19	35	23	33	30	25	56	43
<b>Medical Parole</b>	0	0	0	0	0	0	0	0	0	0	0	0	0
<b>Total Actions</b>	194	189	162	158	196	152	229	182	171	160	129	192	219



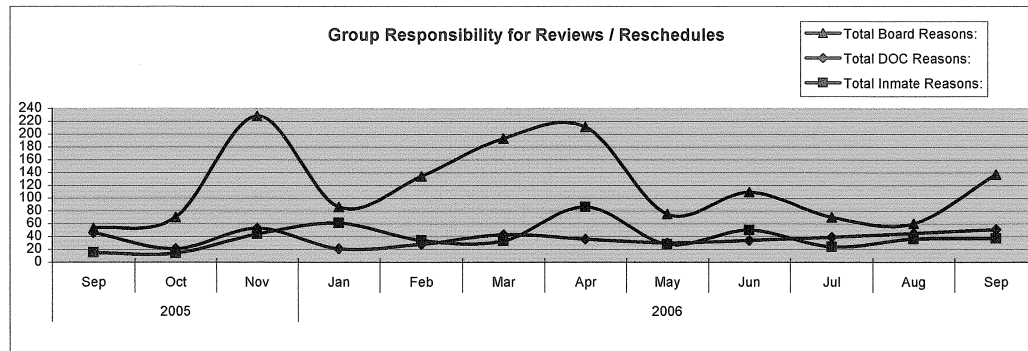
**Connecticut Board of Parole  
Hearings Division Monthly Statistics  
Current Location  
October 31, 2006  
Persons Granted Parole via Administrative Reviews**

**Granting Month**

Location	2005												12 mo. Total	
	Oct	Nov	Dec	Jan	Feb	Mar	Apr	May	June	July	Aug	Sep		
CT Parole Supervision	6	3	4	6	8	4	1	2	0	1	11	3	9	52
Out-of State Parole Supervision	0	0	0	0	0	0	0	0	0	0	1	0	0	1
Abscond from Parole	0	0	0	0	0	0	0	0	0	0	0	0	0	0
Halfway House	4	0	2	8	3	4	3	5	3	2	9	7	23	69
Confined in CT, to be Released	156	157	124	111	149	124	190	152	135	125	83	126	141	1617
Confined, Out of State	0	0	0	0	0	0	0	0	0	0	0	0	0	0
Furlough	0	0	0	0	0	0	0	0	0	0	0	0	1	1
Escaped, Prior to Release	0	0	0	0	0	1	0	0	0	0	0	0	0	1
Reconfined	0	0	0	0	0	0	0	0	0	0	0	0	0	0
TS	0	0	0	0	0	0	0	0	0	0	0	0	0	0
Discharged	0	0	0	0	0	0	0	0	0	2	0	0	0	2
Virginia	0	0	0	0	0	0	0	0	0	0	0	0	0	0
Medical Hospital	0	0	0	0	0	0	0	0	0	0	0	0	0	0
<b>Total</b>	<b>166</b>	<b>160</b>	<b>130</b>	<b>125</b>	<b>160</b>	<b>133</b>	<b>194</b>	<b>159</b>	<b>138</b>	<b>130</b>	<b>104</b>	<b>136</b>	<b>174</b>	<b>1743</b>

**Connecticut Board of Parole  
Types of Review and Rescheduling Activities  
October 2006**

	2005		2006									
	Sep	Oct	Nov	Jan	Feb	Mar	Apr	May	Jun	Jul	Aug	Sep
<b><u>Inmate-Related Reasons:</u></b>												
<b><u>Regular Hearings</u></b>												
In Seg/Punitive Seg	2	0	1	3	1	1	1	2	0	1	0	3
Inmate's Request	0	0	0	0	2	0	1	0	1	1	0	1
Pending Charges	4	3	11	11	6	10	27	10	9	6	12	6
Pending DR	0	0	0	0	0	0	0	0	0	0	0	0
SRG Affiliation	2	0	0	1	0	0	0	0	0	0	0	1
Pending Waiver	0	0	0	0	0	0	0	0	0	0	0	0
85% Status	2	4	22	17	16	4	37	7	19	5	11	8
Case Review	3	5	10	26	8	15	19	9	20	9	10	15
<b><u>Revocation Hearings:</u></b>												
Attorney	0	0	0	1	0	1	0	0	0	0	0	0
Pending Charges	2	2	0	2	1	2	1	0	1	2	3	3
<b>Total Inmate Reasons:</b>	<b>15</b>	<b>14</b>	<b>44</b>	<b>61</b>	<b>34</b>	<b>33</b>	<b>86</b>	<b>28</b>	<b>50</b>	<b>24</b>	<b>36</b>	<b>37</b>
<b><u>DOC-Related Reasons</u></b>												
<b><u>Regular Hearings</u></b>												
Transportation	35	14	39	16	16	33	28	21	30	26	29	38
Awaiting MH Evaluation	11	7	14	5	12	10	8	9	4	13	16	13
<b>Total DOC Reasons:</b>	<b>46</b>	<b>21</b>	<b>53</b>	<b>21</b>	<b>28</b>	<b>43</b>	<b>36</b>	<b>30</b>	<b>34</b>	<b>39</b>	<b>45</b>	<b>51</b>
<b><u>Board-Related Reasons</u></b>												
<b><u>Regular Hearings</u></b>												
Additional Info	38	46	121	49	57	88	117	38	41	53	13	99
Additional Offense Info	13	17	33	12	30	23	25	20	19	13	13	23
Hearing Cancelled	0	3	43	0	11	32	32	11	14	1	17	4
Ineligible-PE date	0	0	0	0	2	0	1	0	1	1	0	1
No Parole Package	0	0	0	0	0	0	0	0	0	0	0	0
Awaiting Sex Offender Eval	0	0	0	0	0	0	0	0	0	0	0	0
Other	2	4	31	25	34	50	36	6	34	2	17	10
<b>Total Board Reasons:</b>	<b>53</b>	<b>70</b>	<b>228</b>	<b>86</b>	<b>134</b>	<b>193</b>	<b>211</b>	<b>75</b>	<b>109</b>	<b>70</b>	<b>60</b>	<b>137</b>
<b>All Reasons:</b>	<b>114</b>	<b>105</b>	<b>325</b>	<b>168</b>	<b>196</b>	<b>269</b>	<b>333</b>	<b>133</b>	<b>193</b>	<b>133</b>	<b>141</b>	<b>225</b>



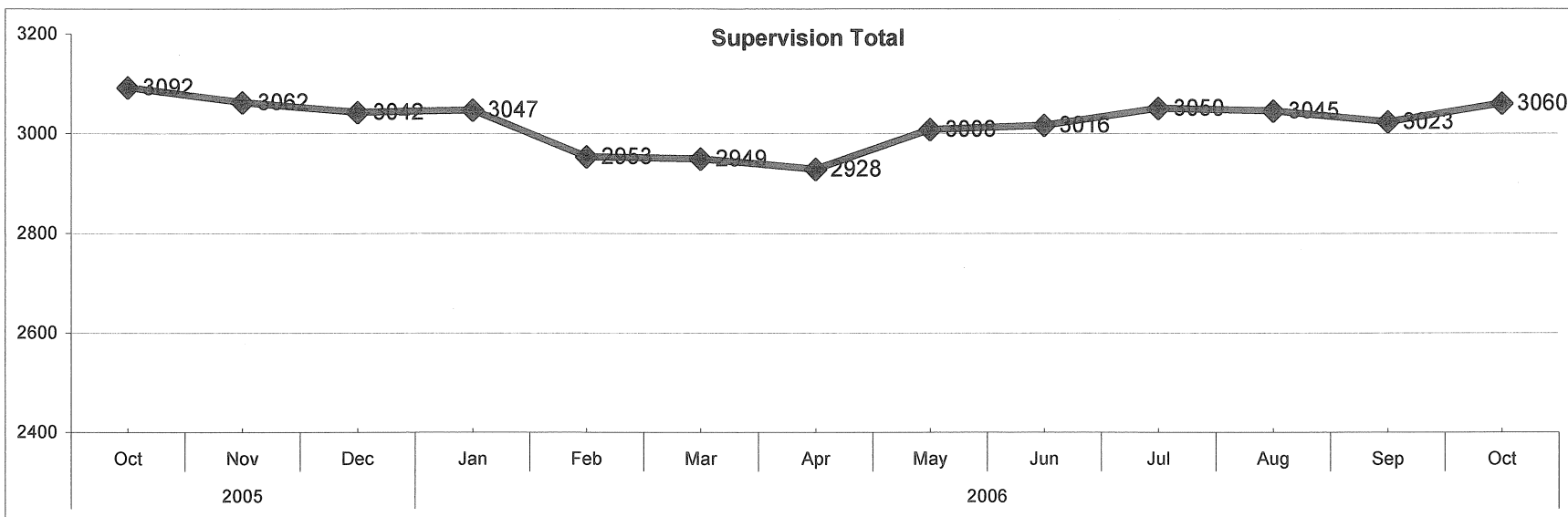
**Parole Granting Rate  
October 2005 - September 2006**

	<b>Full Panel Hearings</b>	<b>Administrative Reviews</b>
<b>November</b>	80%	85%
<b>December</b>	83%	80%
<b>January</b>	78%	79%
<b>February</b>	85%	82%
<b>March</b>	91%	88%
<b>April</b>	88%	85%
<b>May</b>	75%	87%
<b>June</b>	86%	81%
<b>July</b>	90%	81%
<b>August</b>	68%	81%
<b>September</b>	69%	71%
<b>October</b>	88%	80%
<b>Average:</b>	82%	82%

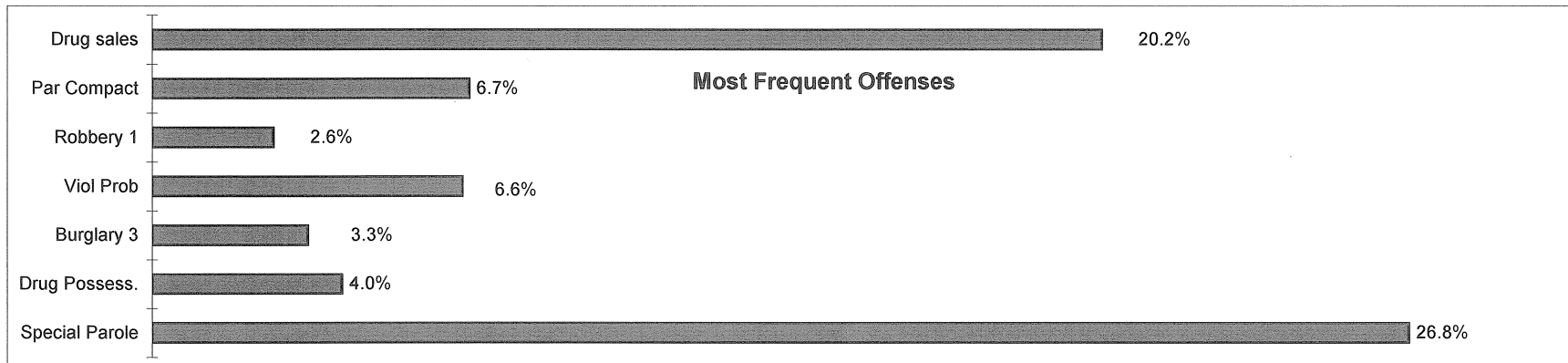
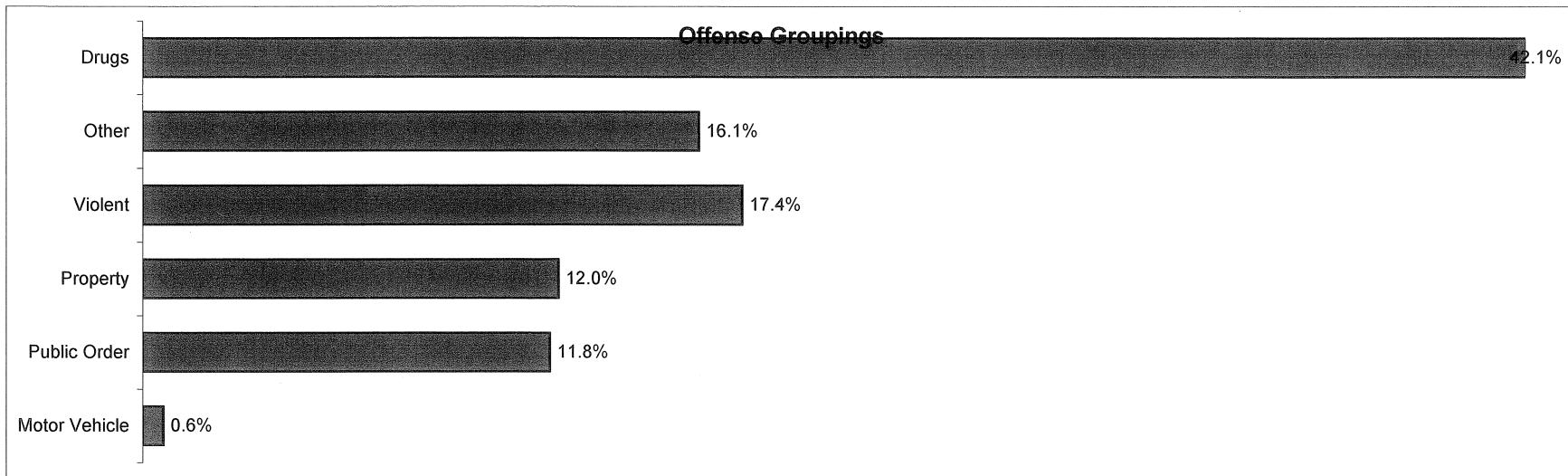


## Connecticut Board of Parole Parole Supervision Caseload October 31, 2006

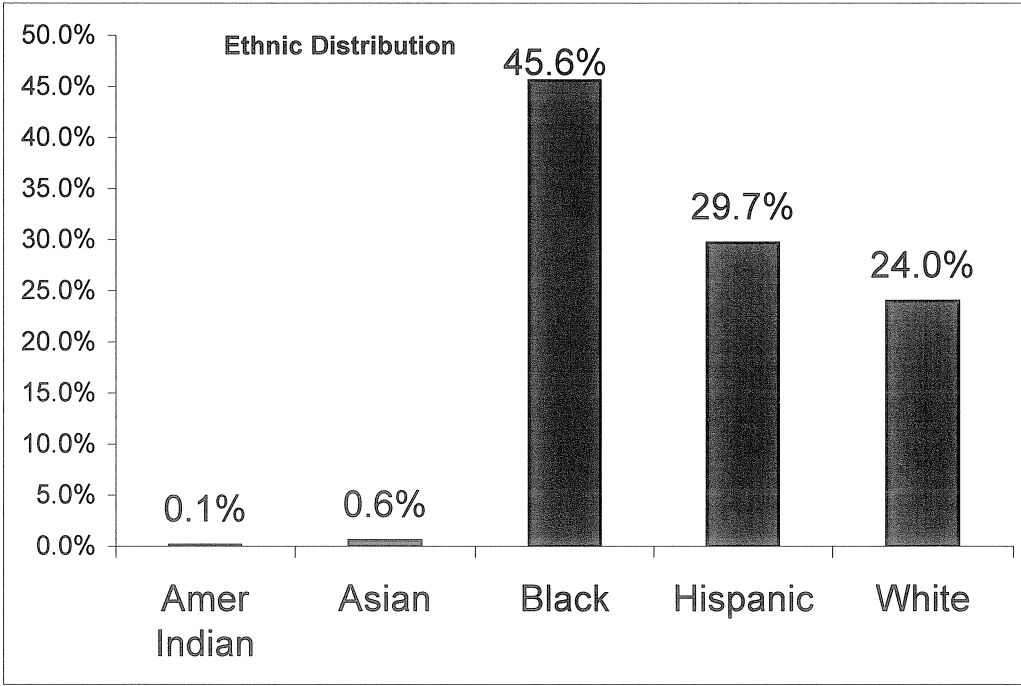
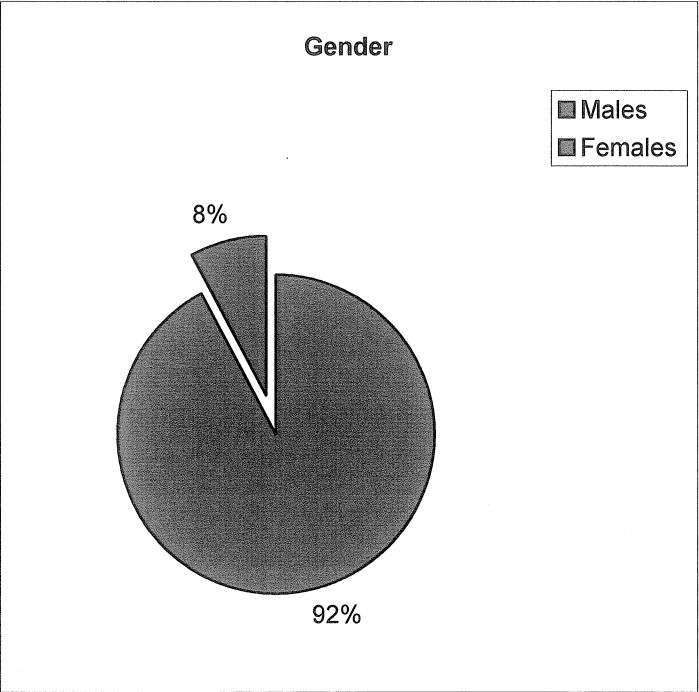
	2005			2006									
	Oct	Nov	Dec	Jan	Feb	Mar	Apr	May	Jun	Jul	Aug	Sep	Oct
CT Parolees Supervised in CT	2675	2647	2625	2622	2531	2524	2504	2585	2585	2612	2621	2595	2636
Out Of State Parolees Supervised in CT	182	178	168	177	176	182	185	181	178	184	176	186	181
<b>CT Supervision Total:</b>	<b>2857</b>	<b>2825</b>	<b>2793</b>	<b>2799</b>	<b>2707</b>	<b>2706</b>	<b>2689</b>	<b>2766</b>	<b>2763</b>	<b>2796</b>	<b>2797</b>	<b>2781</b>	<b>2817</b>
CT Parolees Supervised Out of State	235	237	249	248	246	243	239	242	253	254	248	242	243
<b>Supervision Total:</b>	<b>3092</b>	<b>3062</b>	<b>3042</b>	<b>3047</b>	<b>2953</b>	<b>2949</b>	<b>2928</b>	<b>3008</b>	<b>3016</b>	<b>3050</b>	<b>3045</b>	<b>3023</b>	<b>3060</b>
Parole Violators Confined	463	464	419	456	484	454	489	429	447	441	450	425	445
<b>GRAND TOTAL</b>	<b>3555</b>	<b>3526</b>	<b>3461</b>	<b>3503</b>	<b>3437</b>	<b>3403</b>	<b>3417</b>	<b>3437</b>	<b>3463</b>	<b>3491</b>	<b>3495</b>	<b>3448</b>	<b>3505</b>



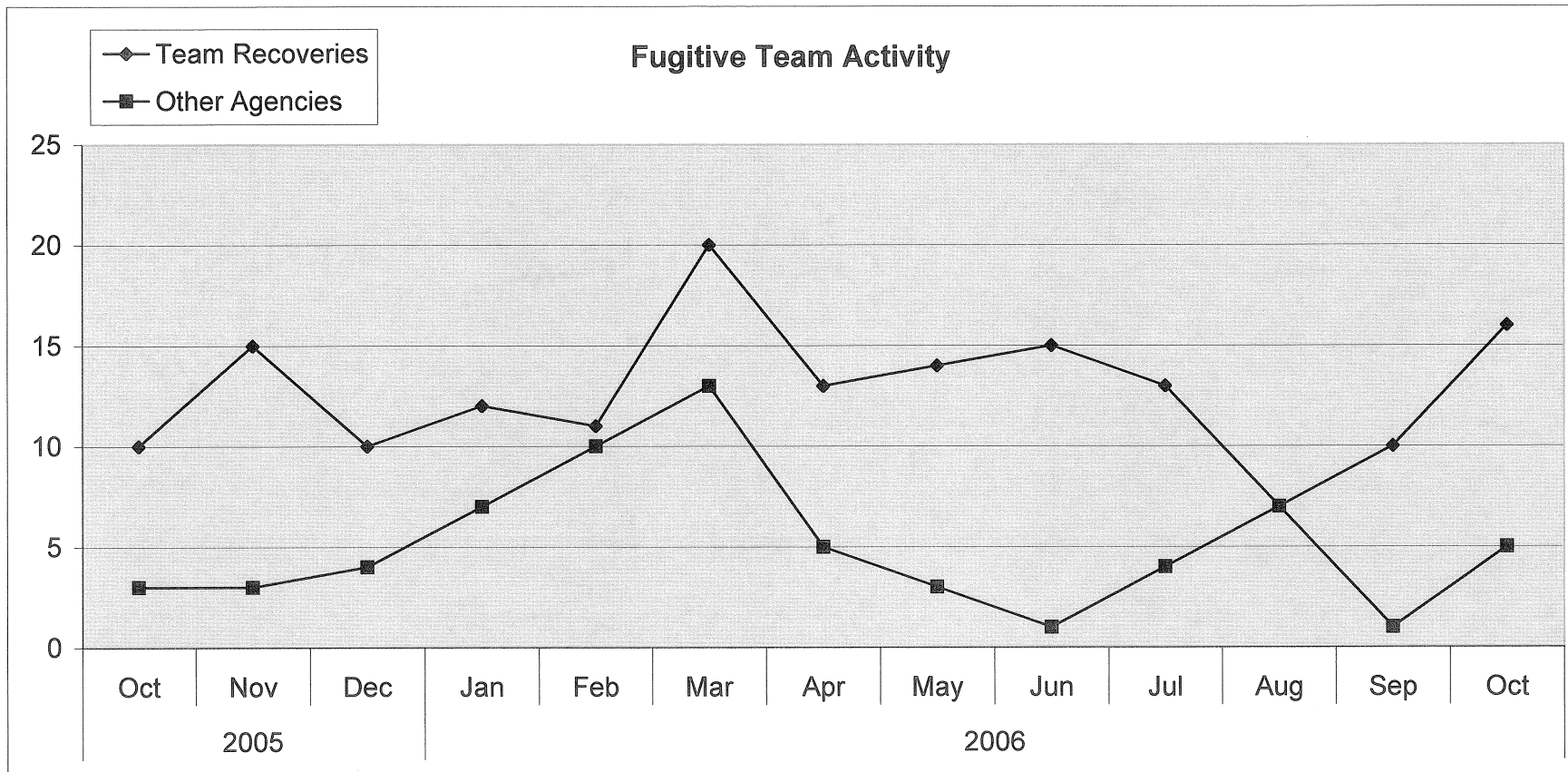
# Connecticut Board of Parole Parole Supervision Caseload October 31, 2006



**Connecticut Board of Parole  
Parole Supervision Caseload  
October 31, 2006**



Connecticut Board of Parole  
Parole Supervision Caseload  
October 31, 2006



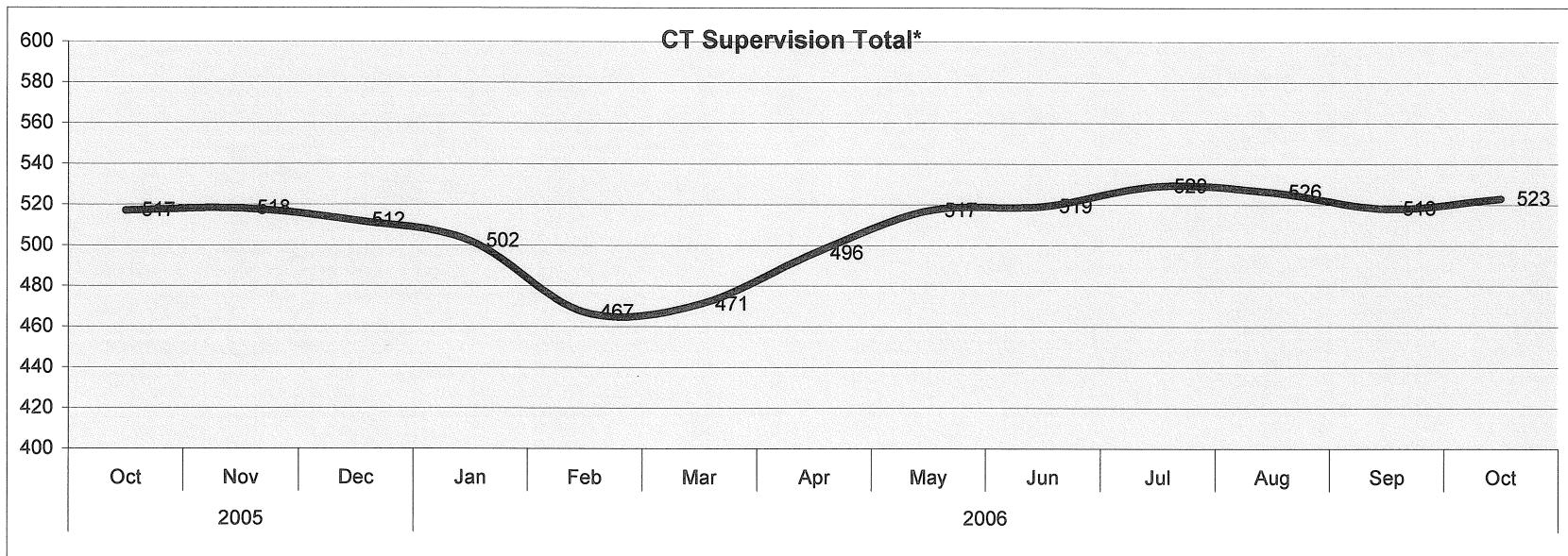
**Connecticut Board of Parole  
Parole Supervision Caseload  
October 31, 2006**

	<b>2005</b>			<b>2006</b>									
	<b>Oct</b>	<b>Nov</b>	<b>Dec</b>	<b>Jan</b>	<b>Feb</b>	<b>Mar</b>	<b>Apr</b>	<b>May</b>	<b>Jun</b>	<b>Jul</b>	<b>Aug</b>	<b>Sep</b>	<b>Oct</b>
<b>Number of Parolees Employed:</b>	2189	2218	2142	2095	2059	2064	2062	2113	2127	2156	2157	2133	2156
<b>Parolees Unemployable:</b>	440	416	402	478	490	441	433	456	468	465	440	444	511
<b>Proportion Employed:</b>	91%	92%	90%	90%	93%	91%	91%	91%	93%	92%	92%	91%	93%
<b>Number Active in Parole Works:</b>	174	164	189	171	183	192	152	184	157	176	182	190	125
<b># Community Service Hours:</b>	218	200	360	250	362	0	206	440	97	122	140	250	160

## Parole Supervision Caseload October 31, 2006

### Bridgeport District Office Supervision Caseload

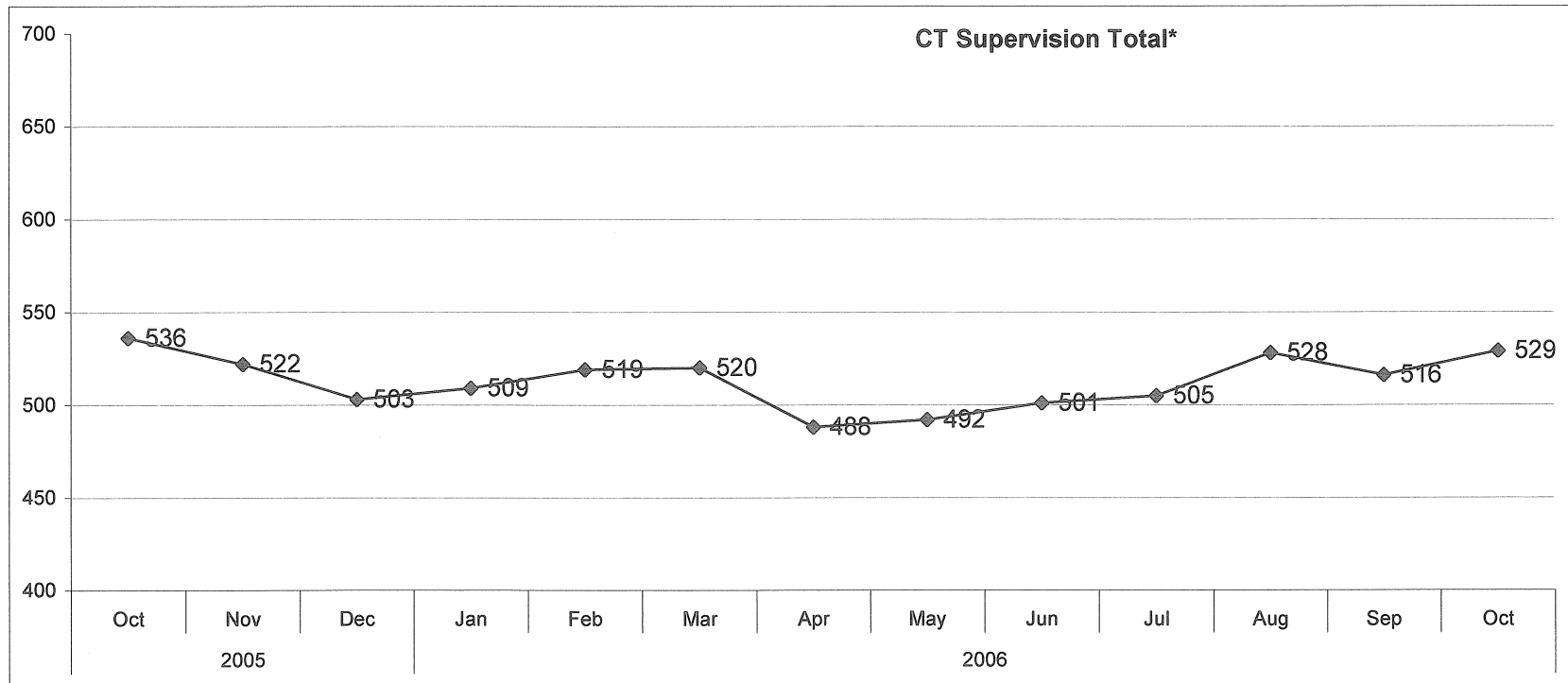
	2005			2006									
	Oct	Nov	Dec	Jan	Feb	Mar	Apr	May	Jun	Jul	Aug	Sep	Oct
<b>CT Parolees Supervised in CT</b>	486	486	480	468	431	434	460	480	481	490	486	476	481
<b>Out Of State Parolees Supervised in CT</b>	31	32	32	34	36	37	36	37	38	39	40	42	42
<b>CT Supervision Total:</b>	517	518	512	502	467	471	496	517	519	529	526	518	523
<b>Parole Violators Confined</b>	74	73	76	81	86	95	92	95	99	94	96	90	78
<b>GRAND TOTAL</b>	591	591	588	583	553	566	588	612	618	623	622	608	601



# Parole Supervision Caseload October 31, 2006

## Hartford District Office Supervision Caseload

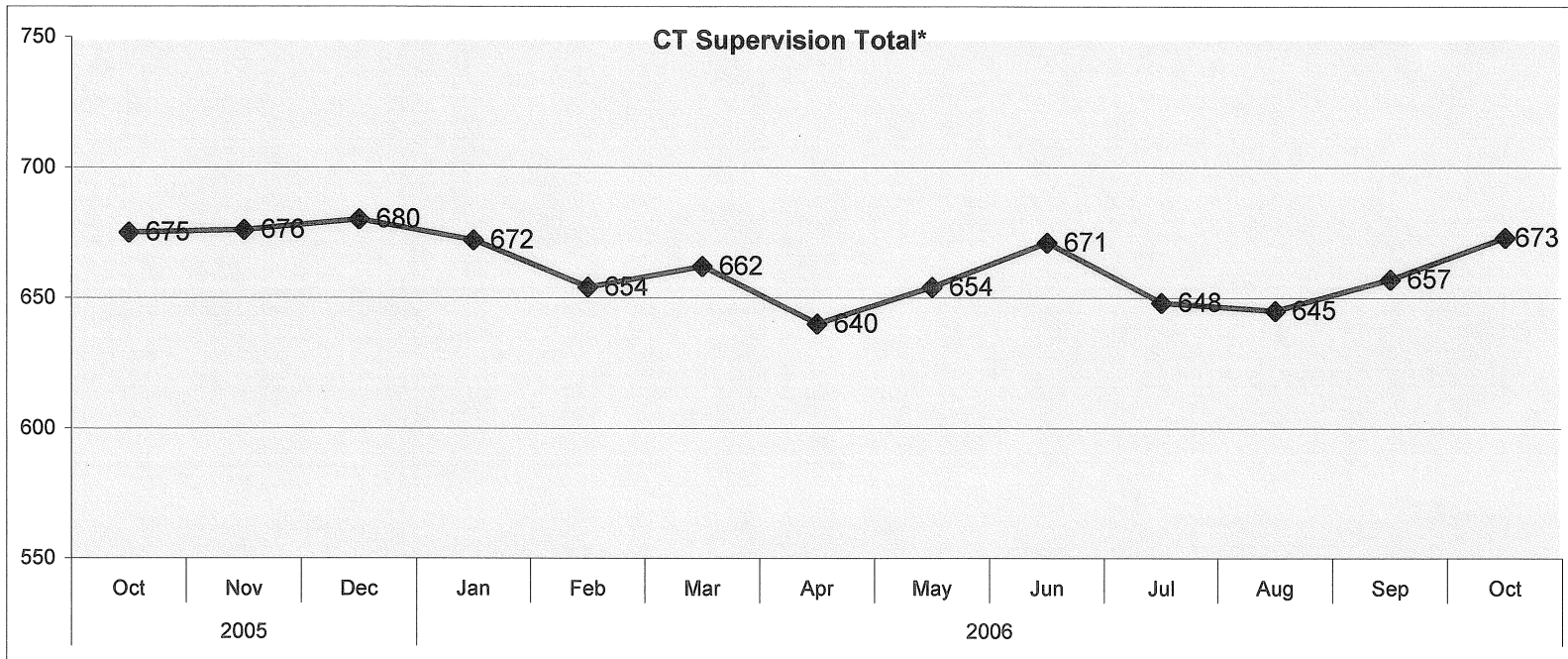
	2005			2006									
	Oct	Nov	Dec	Jan	Feb	Mar	Apr	May	Jun	Jul	Aug	Sep	Oct
<b>CT Parolees Supervised in CT</b>	508	494	475	485	495	499	468	472	484	486	507	493	506
<b>Out Of State Parolees Supervised in CT</b>	28	28	28	24	24	21	20	20	17	19	21	23	23
<b>CT Supervision Total:</b>	536	522	503	509	519	520	488	492	501	505	528	516	529
<b>Parole Violators Confined</b>	67	71	85	66	53	31	54	44	44	39	31	24	41
<b>GRAND TOTAL</b>	603	593	588	575	572	551	542	536	545	544	559	540	570



## Parole Supervision Caseload October 31, 2006

### New Haven District Office Supervision Caseload

	2005			2006									
	Oct	Nov	Dec	Jan	Feb	Mar	Apr	May	Jun	Jul	Aug	Sep	Oct
<b>CT Parolees Supervised in CT</b>	642	648	652	642	625	629	608	625	640	620	617	628	643
<b>Out Of State Parolees Supervised in CT</b>	33	28	28	30	29	33	32	29	31	28	28	29	30
<b>CT Supervision Total:</b>	675	676	680	672	654	662	640	654	671	648	645	657	673
<b>Parole Violators Confined</b>	148	136	113	121	142	136	149	141	143	153	155	166	160
<b>GRAND TOTAL</b>	823	812	793	793	796	798	789	795	814	801	800	823	833

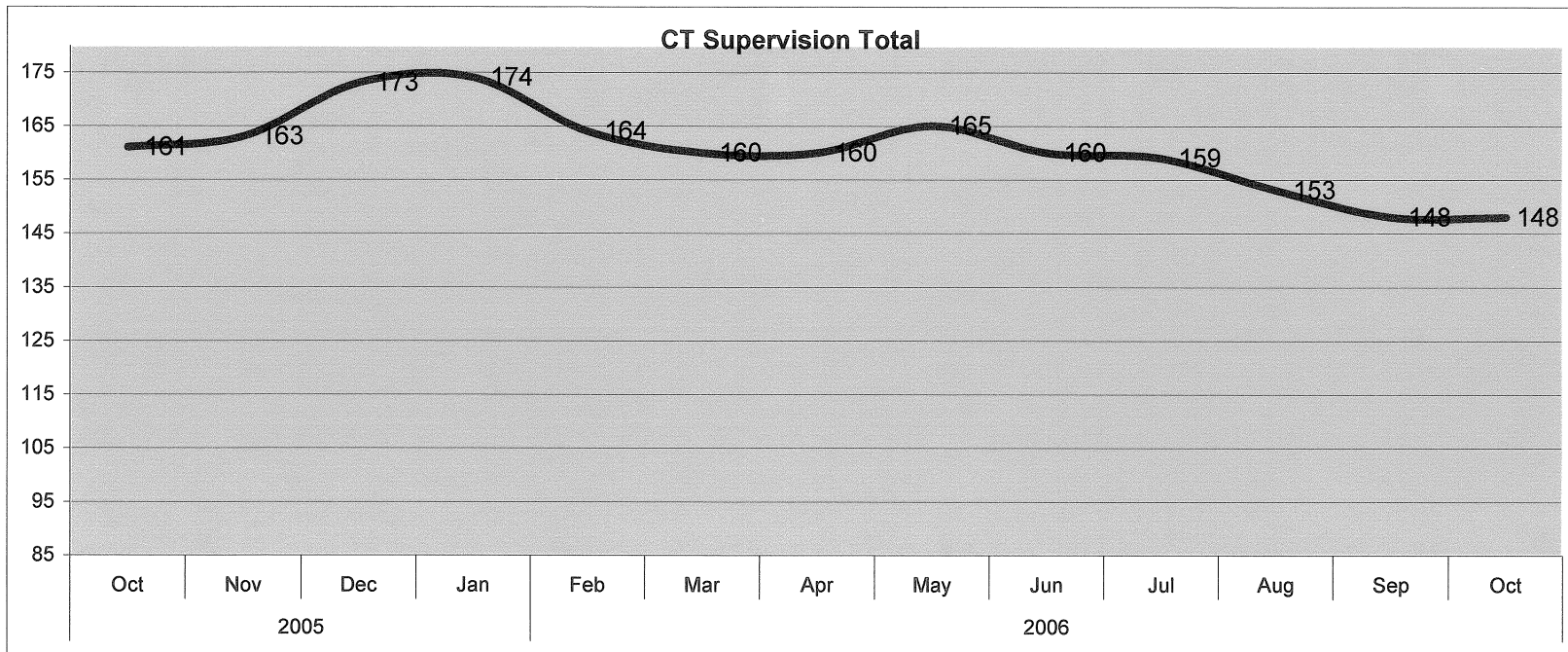




## Parole Supervision Caseload October 31, 2006

### Special Management Supervision Caseload

	2005			2006									
	Oct	Nov	Dec	Jan	Feb	Mar	Apr	May	Jun	Jul	Aug	Sep	Oct
<b>CT Parolees Supervised in CT</b>	144	144	154	157	148	143	143	149	143	141	139	132	131
<b>Out Of State Parolees Supervised in CT</b>	17	19	19	17	16	17	17	16	17	18	14	16	17
<b>CT Supervision Total:</b>	161	163	173	174	164	160	160	165	160	159	153	148	148
<b>Parole Violators Confined</b>	30	25	16	17	32	34	37	21	37	28	32	22	14
<b>GRAND TOTAL</b>	191	188	189	191	196	194	197	186	197	187	185	170	162

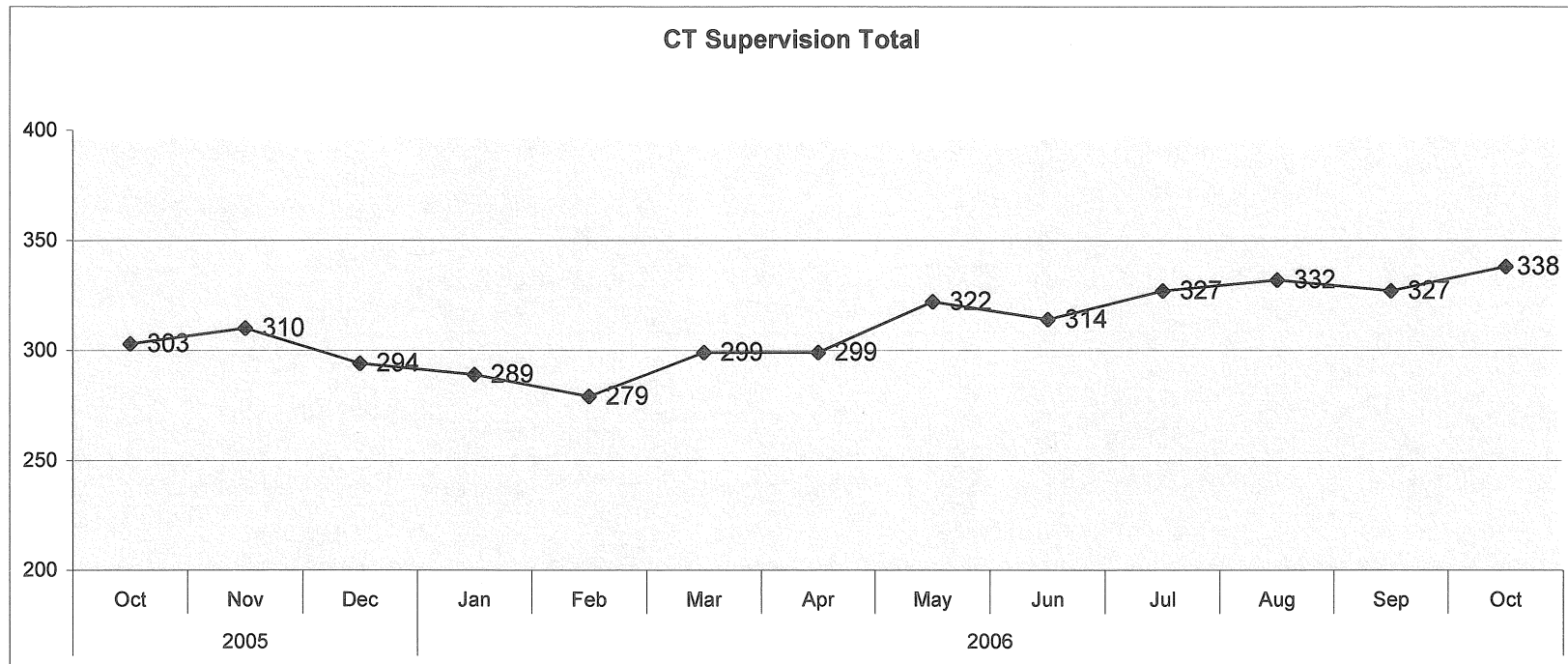


# Parole Supervision Caseload

## October 31, 2006

### Norwich/New London Caseload

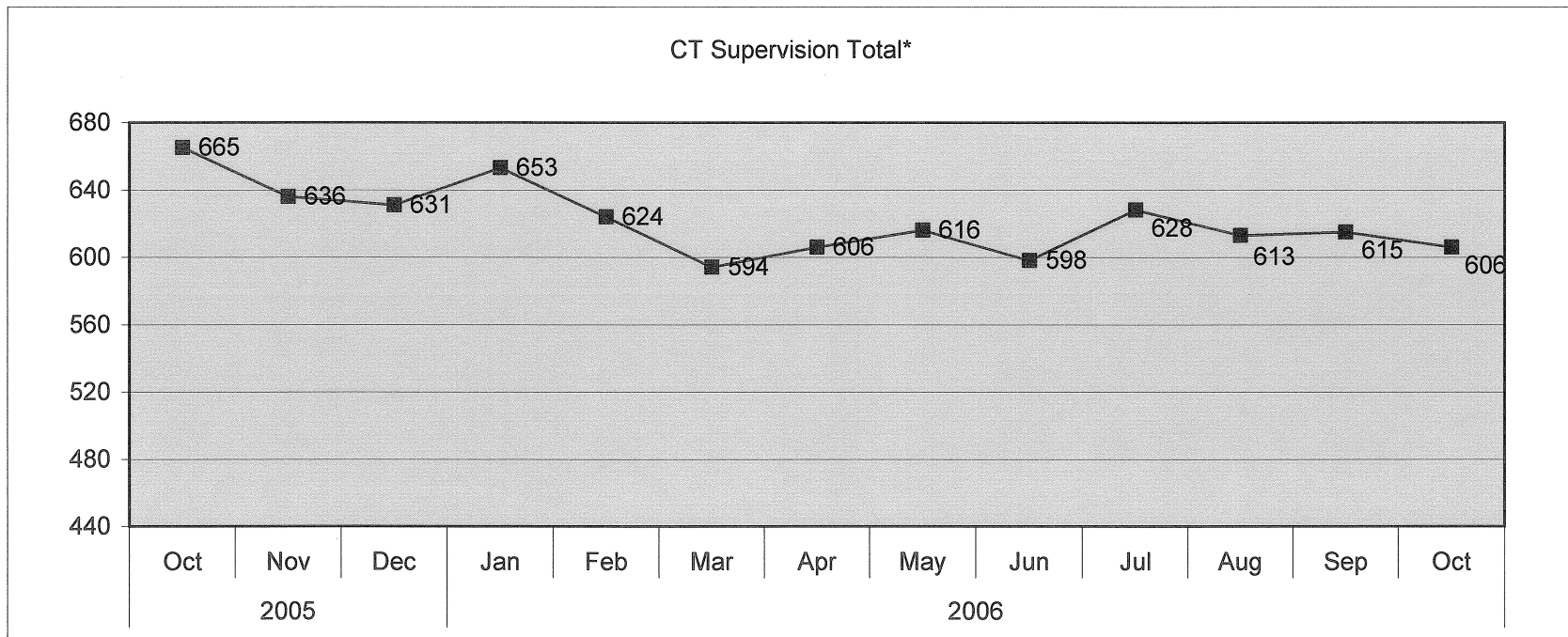
	2005			2006									
	Oct	Nov	Dec	Jan	Feb	Mar	Apr	May	Jun	Jul	Aug	Sep	Oct
<b>CT Parolees Supervised in CT</b>	279	284	283	267	258	276	278	301	293	304	310	302	314
<b>Out Of State Parolees Supervised in CT</b>	24	26	11	22	21	23	21	21	21	23	22	25	24
<b>CT Supervision Total:</b>	303	310	294	289	279	299	299	322	314	327	332	327	338
<b>Parole Violators Confined</b>	67	49	35	62	66	40	40	45	41	48	47	28	51
<b>GRAND TOTAL</b>	370	359	329	351	345	339	339	367	355	375	379	355	389



## Parole Supervision Caseload October 31, 2006

### Waterbury Caseload

	2005			2006									
	Oct	Nov	Dec	Jan	Feb	Mar	Apr	May	Jun	Jul	Aug	Sep	Oct
<b>CT Parolees Supervised in CT</b>	616	591	581	603	574	543	547	558	544	571	562	564	561
<b>Out Of State Parolees Supervised in CT</b>	49	45	50	50	50	51	59	58	54	57	51	51	45
<b>CT Supervision Total:</b>	665	636	631	653	624	594	606	616	598	628	613	615	606
<b>Parole Violators Confined</b>	77	110	94	109	105	118	117	83	83	79	89	95	101
<b>GRAND TOTAL</b>	742	746	725	762	729	712	723	699	681	707	702	710	707



## *Violation Reports*

*October 1, 2006 - October 31, 2006*

<i>Office</i>	<i>Parole Officer</i>	<i>Absconder</i>	<i>Criminal</i>	<i>Technical</i>	<i>Total</i>
<i>Bridgeport</i>					
	Anderson, M		3	1	4
	Brown		1		1
	Gessaroli			1	1
	Greene			1	1
	Johnson, R		3	1	4
	Lloyd		1	3	4
	Mirto	1	1		2
	O'Reilly		2		2
	Office Total	1	11	7	19
<i>Hartford</i>					
	Blais			1	1
	Dawson		2		2
	Edwards		4		4
	Fernandes		1		1
	Gaudet		2	2	4
	Gonzalez		1		1
	Gordon, P.		1		1
	Herrick, K.			1	1
	Norton, B.	1	1		2
	Torpey		1		1
	Walker		1	2	3
	Office Total	1	14	6	21
<i>Interstate Compact</i>					
	Harrison	1			1
	Office Total	1			1
<i>New Haven</i>					
	Byrd	1			1
	Cartagena, J.		4	2	6

*Wednesday, November 29, 2006*

<i>Office</i>	<i>Parole Officer</i>	<i>Absconder</i>	<i>Criminal</i>	<i>Technical</i>	<i>Total</i>
	Hogan	1	1		2
	Kelly			2	2
	King		2		2
	Linder, D.	1	1	3	5
	Runlett		3		3
	Rutkis		1		1
	Watts		1		1
	Office Total	3	13	7	23
<i>Norwich/NL</i>					
	Breed			1	1
	Nelson			1	1
	Office Total			2	2
<i>Special Management</i>					
	Bransford		1		1
	Sullivan	1	1	2	4
	Office Total	1	2	2	5
<i>Waterbury</i>					
	Curry, P.		1		1
	Ferraro, A.		1	4	5
	Grenier		1		1
	Long			2	2
	Marquez, G.			1	1
	McCown		1	1	2
	Rose		1		1
	Schaab, K.		2		2
	Thompson			1	1
	Vieria	1			1
	Viscomi		1		1
	Wood		2		2
	Office Total	1	10	9	20

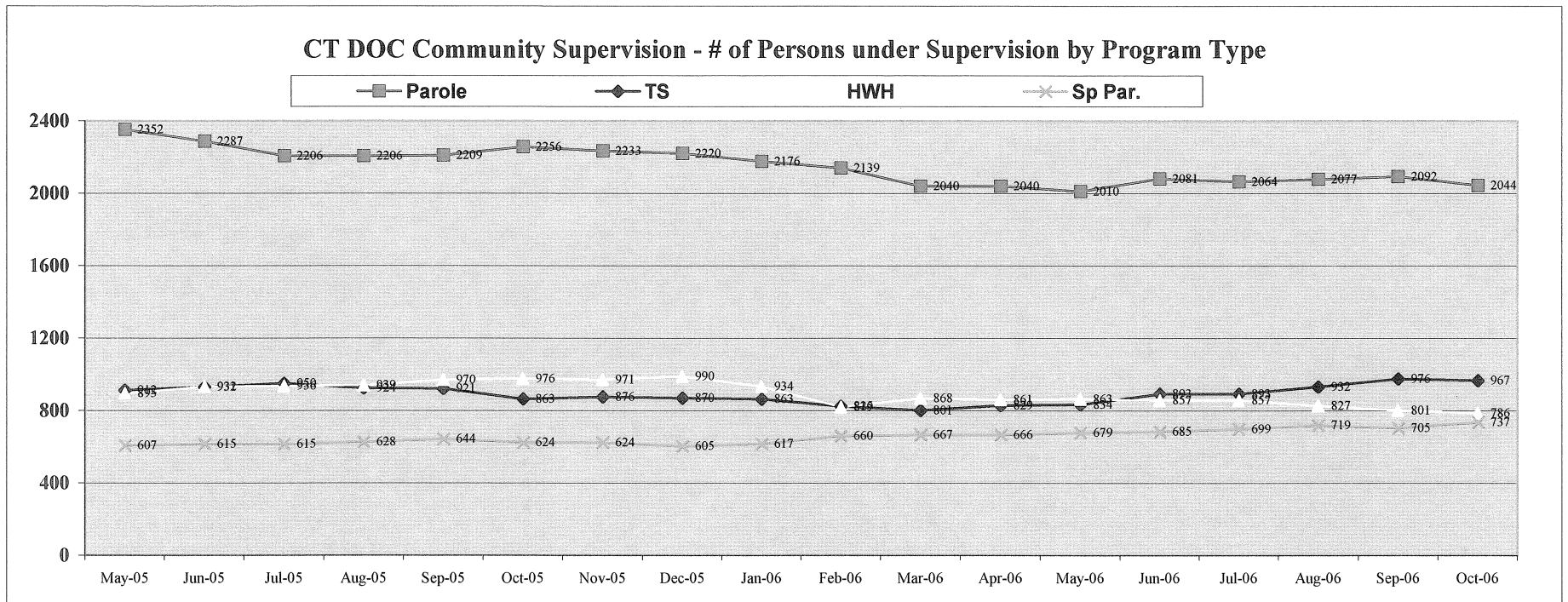
*Wednesday, November 29, 2006*

<i>Office</i>	<i>Parole Officer</i>	<i>Absconder</i>	<i>Criminal</i>	<i>Technical</i>	<i>Total</i>
<i>Grand Total</i>		8	50	33	91

*\* Source: Hearings Division Warrant Requests and Interstate*

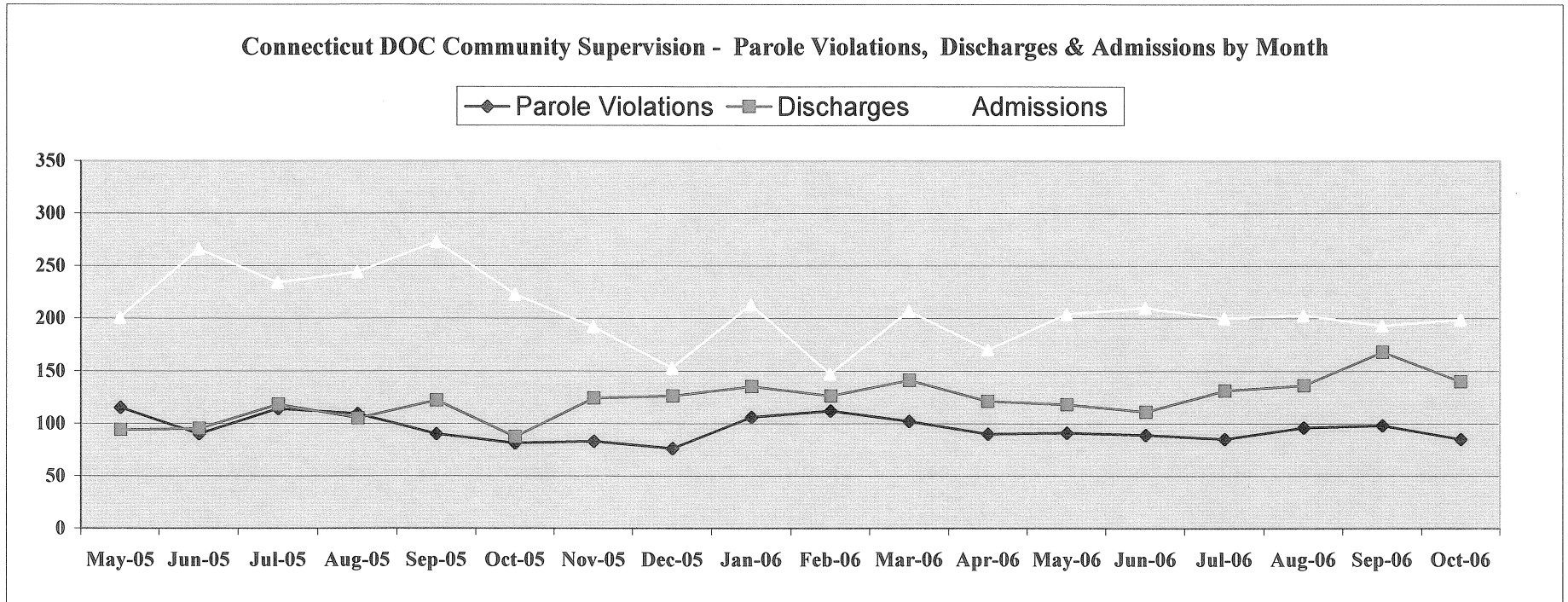
**Connecticut DOC Community Supervision - Number of Persons under Supervision by Program Type**  
**May 1, 2005 to October 1, 2006**

	May-05	Jun-05	Jul-05	Aug-05	Sep-05	Oct-05	Nov-05	Dec-05	Jan-06	Feb-06	Mar-06	Apr-06	May-06	Jun-06	Jul-06	Aug-06	Sep-06	Oct-06
<b>Parole</b>	2352	2287	2206	2206	2209	2256	2233	2220	2176	2139	2040	2040	2010	2081	2064	2077	2092	2044
<b>TS</b>	912	931	950	924	921	863	876	870	863	825	801	829	834	893	893	932	976	967
<b>HWH</b>	895	932	936	939	970	976	971	990	934	819	868	861	863	857	857	827	801	786
<b>Sp Par.</b>	607	615	615	628	644	624	624	605	617	660	667	666	679	685	699	719	705	737



**Admissions to Parole, Discharges & Total Violations by Month  
May, 2005 through October, 2006**

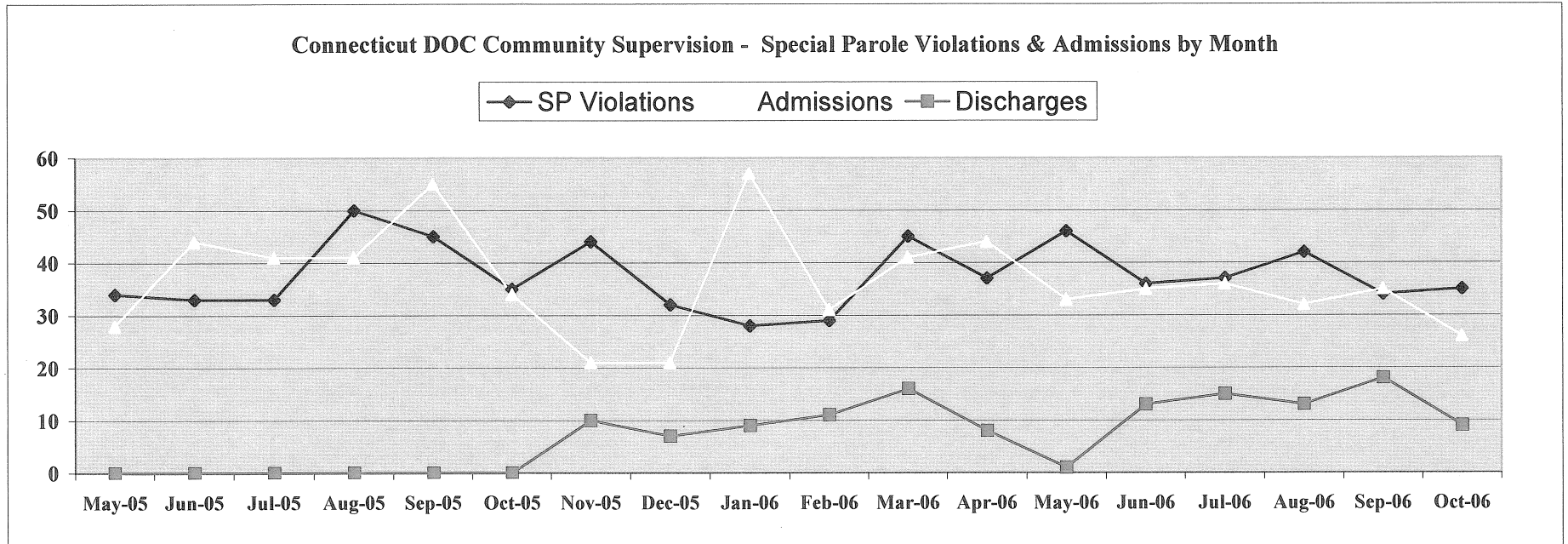
	May-05	Jun-05	Jul-05	Aug-05	Sep-05	Oct-05	Nov-05	Dec-05	Jan-06	Feb-06	Mar-06	Apr-06	May-06	Jun-06	Jul-06	Aug-06	Sep-06	Oct-06
Parole Violations	115	90	114	109	90	81	83	76	106	112	102	90	91	89	85	96	98	85
Discharges	94	95	118	105	122	87	124	126	135	126	141	121	118	111	131	136	168	140
Admissions	201	266	234	244	273	223	192	153	213	147	207	170	204	210	200	203	193	199





**Admissions to Special Parole, Discharges & Total Violations by Month  
May, 2005 through October, 2006**

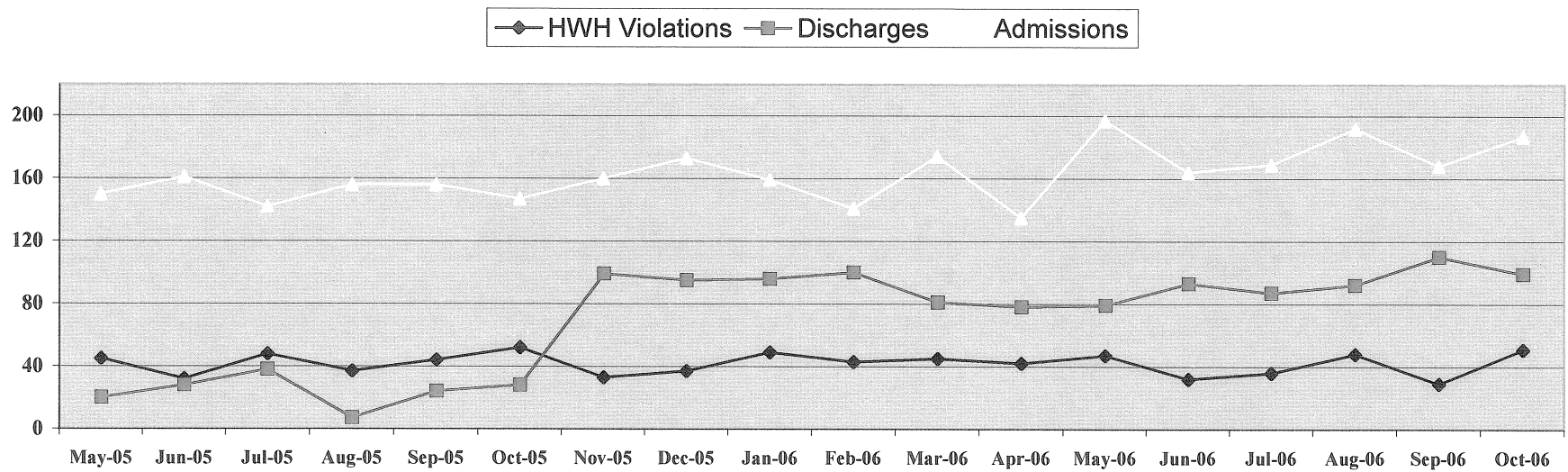
	May-05	Jun-05	Jul-05	Aug-05	Sep-05	Oct-05	Nov-05	Dec-05	Jan-06	Feb-06	Mar-06	Apr-06	May-06	Jun-06	Jul-06	Aug-06	Sep-06	Oct-06
<b>SP Violations</b>	34	33	33	50	45	35	44	32	28	29	45	37	46	36	37	42	34	35
<b>Discharges</b>	0	0	0	0	0	0	10	7	9	11	16	8	1	13	15	13	18	9
<b>Admissions</b>	28	44	41	41	55	34	21	21	57	31	41	44	33	35	36	32	35	26



**Admissions to Half Way Houses, Discharges & Total Violations by Month  
May 2005 through October, 2006**

	May-05	Jun-05	Jul-05	Aug-05	Sep-05	Oct-05	Nov-05	Dec-05	Jan-06	Feb-06	Mar-06	Apr-06	May-06	Jun-06	Jul-06	Aug-06	Sep-06	Oct-06
<b>HWH Violations</b>	45	32	48	37	44	52	33	37	49	43	45	42	47	32	36	48	29	51
<b>Discharges</b>	20	28	38	7	24	28	99	95	96	100	81	78	79	93	87	92	110	99
<b>Admissions</b>	150	161	142	156	156	147	160	173	159	141	174	135	197	164	169	192	168	187

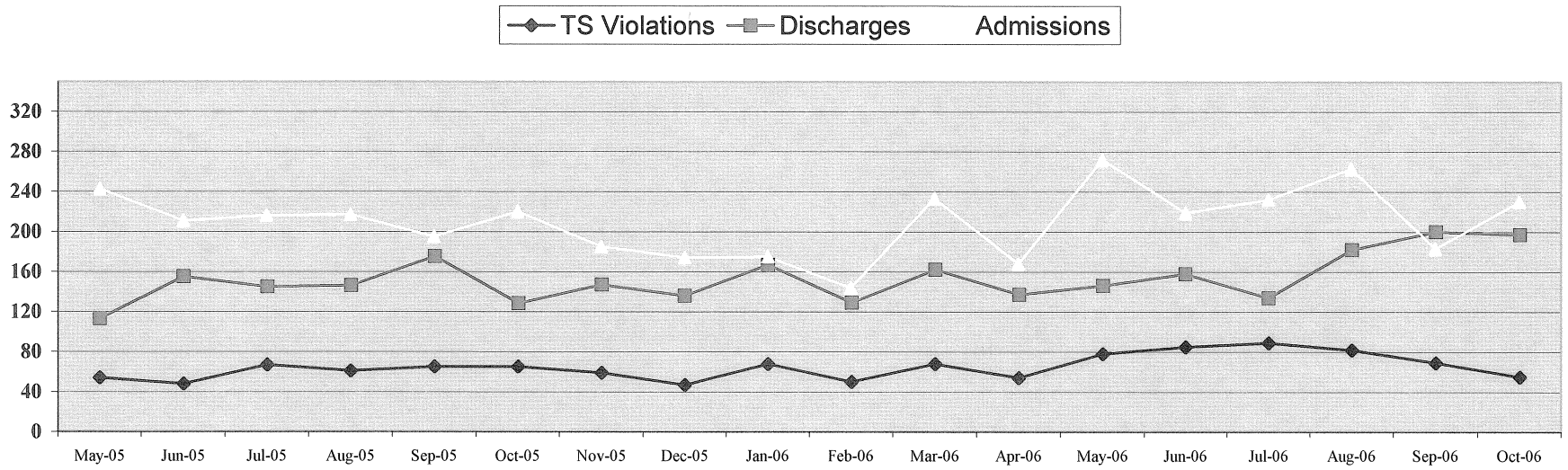
**Connecticut DOC Community Supervision - HWH Violations, Discharges & Admissions by Month**



**Admissions to Transitional Supervision, Discharges & Total Violations by Month  
May, 2005 through October, 2006**

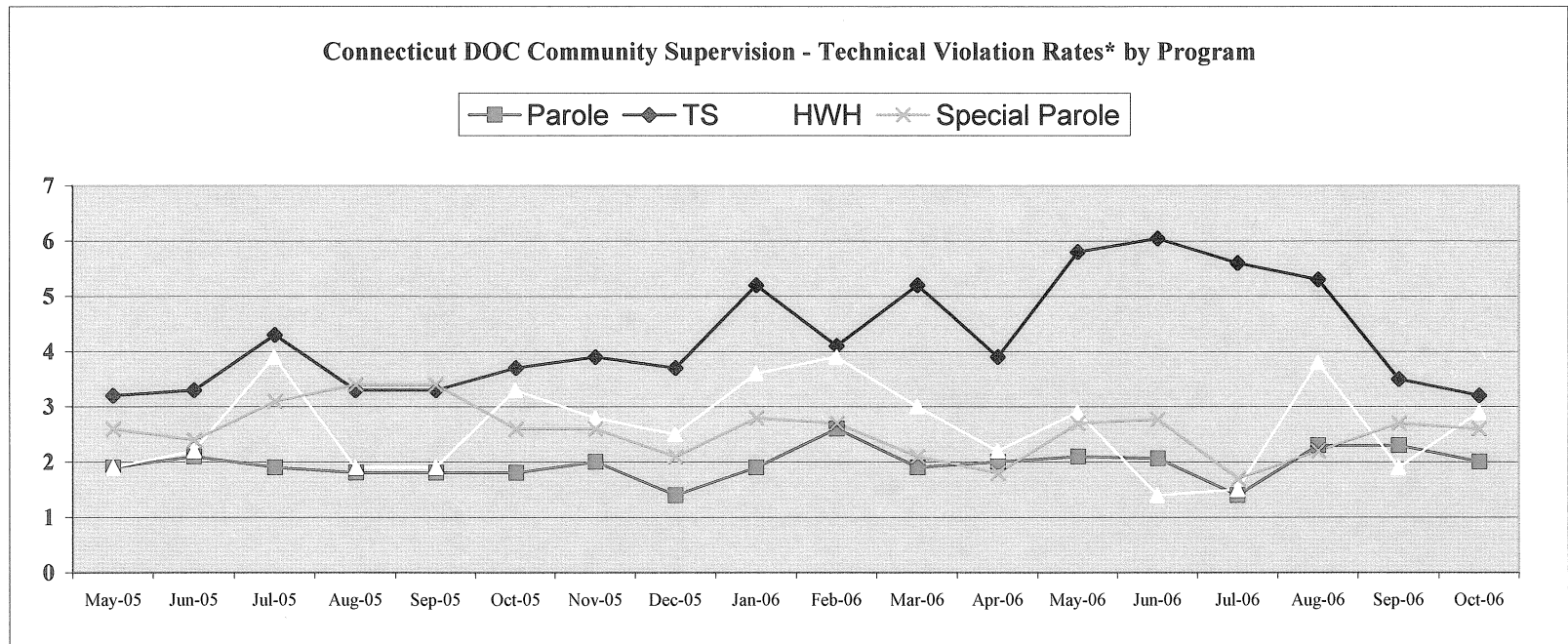
	May-05	Jun-05	Jul-05	Aug-05	Sep-05	Oct-05	Nov-05	Dec-05	Jan-06	Feb-06	Mar-06	Apr-06	May-06	Jun-06	Jul-06	Aug-06	Sep-06	Oct-06
<b>TS Violations</b>	54	48	67	61	65	65	59	47	68	50	68	54	78	85	89	82	69	55
<b>Discharges</b>	113	155	145	146	175	128	147	136	167	129	162	137	146	158	134	182	200	197
<b>Admissions</b>	243	211	216	217	195	220	185	174	175	144	233	168	272	219	232	263	183	230

**Connecticut DOC Community Supervision - TS Violations, Discharges & Admissions by Month**



**Connecticut DOC Community Supervision - Technical Violation Rates\* by Program**  
**May, 2005 through October, 2006**

	May-05	Jun-05	Jul-05	Aug-05	Sep-05	Oct-05	Nov-05	Dec-05	Jan-06	Feb-06	Mar-06	Apr-06	May-06	Jun-06	Jul-06	Aug-06	Sep-06	Oct-06
Parole	1.9	2.1	1.9	1.8	1.8	1.8	2	1.4	1.9	2.6	1.9	2	2.1	2.1	1.4	2.3	2.3	2
TS	3.2	3.3	4.3	3.3	3.3	3.7	3.9	3.7	5.2	4.1	5.2	3.9	5.8	6.0	5.6	5.3	3.5	3.2
HWH	1.9	2.2	3.9	1.9	1.9	3.3	2.8	2.5	3.6	3.9	3	2.2	2.9	1.4	1.5	3.8	1.9	2.9
Special Parole	2.6	2.4	3.1	3.4	3.4	2.6	2.6	2.1	2.8	2.7	2.1	1.8	2.7	2.8	1.7	2.2	2.7	2.6

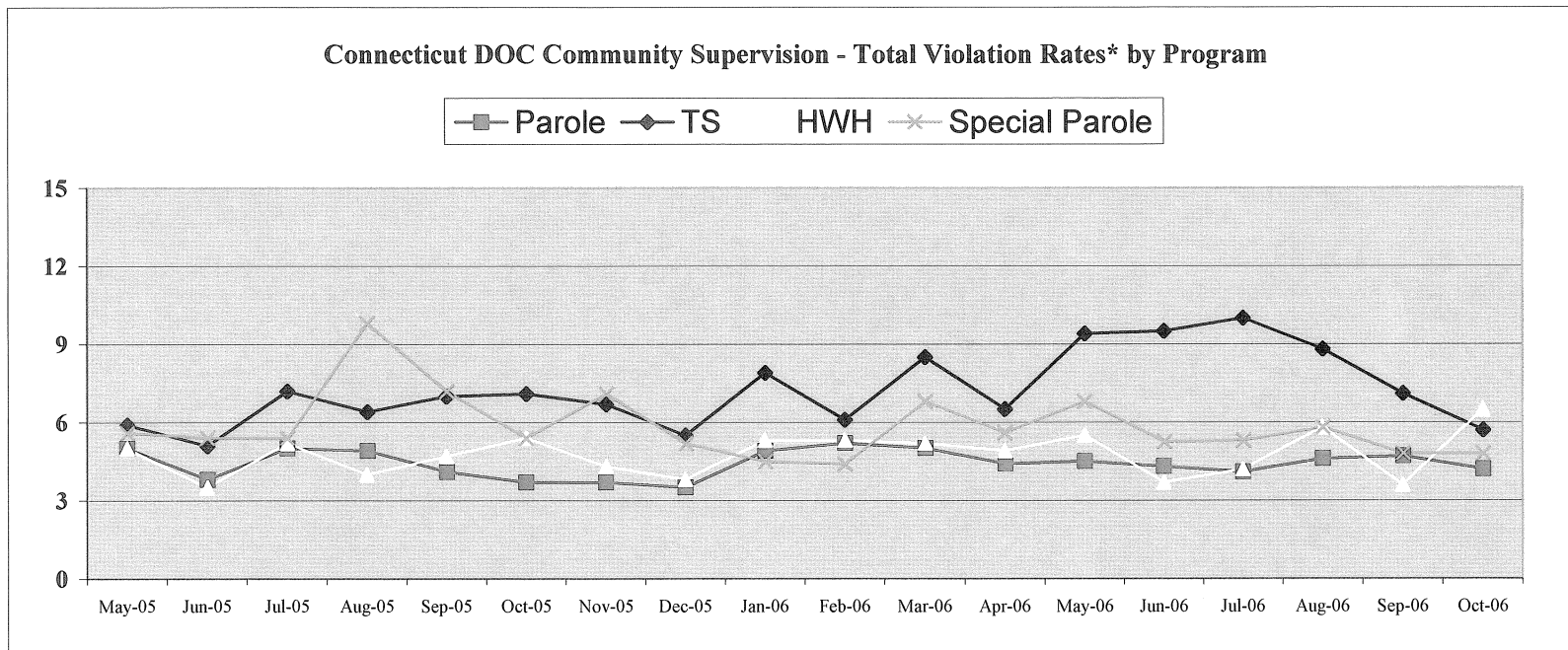


\*Number of violations per 100 persons on program.

## Connecticut DOC Community Supervision - Total Violation Rates\* by Program

May 2005 through October, 2006

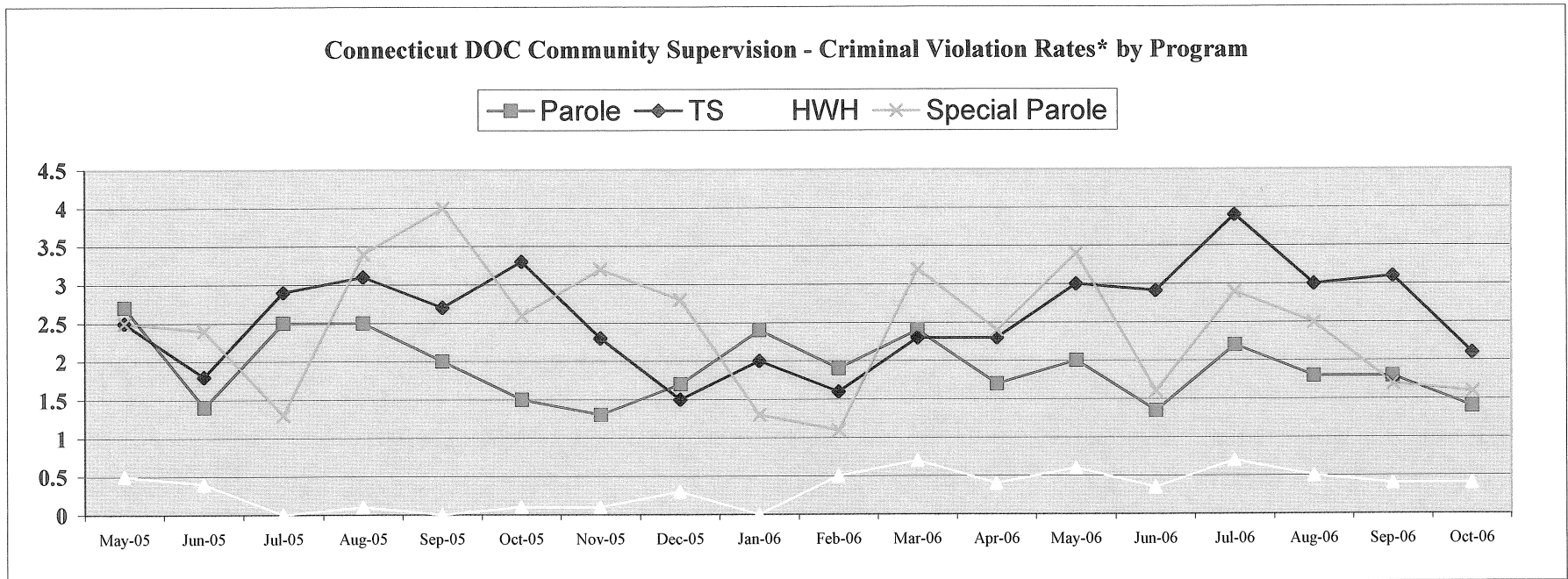
	May-05	Jun-05	Jul-05	Aug-05	Sep-05	Oct-05	Nov-05	Dec-05	Jan-06	Feb-06	Mar-06	Apr-06	May-06	Jun-06	Jul-06	Aug-06	Sep-06	Oct-06
Parole	5	3.8	5	4.9	4.1	3.7	3.7	3.5	4.9	5.2	5	4.4	4.5	4.3	4.1	4.6	4.7	4.2
TS	5.9	5.1	7.2	6.4	7	7.1	6.7	5.5	7.9	6.1	8.5	6.5	9.4	9.5	10	8.8	7.1	5.7
HWH	5	3.5	5.2	4	4.7	5.4	4.3	3.8	5.3	5.3	5.2	4.9	5.5	3.7	4.2	5.8	3.6	6.5
Special Parole	5.6	5.4	5.4	9.8	7.2	5.4	7.1	5.2	4.5	4.4	6.8	5.6	6.8	5.3	5.3	5.8	4.8	4.8



\*Number of violations per 100 persons on program.

**Connecticut DOC Community Supervision - Criminal Violation Rates\* by Program**  
**May, 2005 through October, 2006**

	May-05	Jun-05	Jul-05	Aug-05	Sep-05	Oct-05	Nov-05	Dec-05	Jan-06	Feb-06	Mar-06	Apr-06	May-06	Jun-06	Jul-06	Aug-06	Sep-06	Oct-06
Parole	2.7	1.4	2.5	2.5	2	1.5	1.3	1.7	2.4	1.9	2.4	1.7	2	1.3	2.2	1.8	1.8	1.4
TS	2.5	1.8	2.9	3.1	2.7	3.3	2.3	1.5	2	1.6	2.3	2.3	3	2.9	3.9	3	3.1	2.1
HWH	0.5	0.4	0	0.1	0	0.1	0.1	0.3	0	0.5	0.7	0.4	0.6	0.4	0.7	0.5	0.4	0.4
Special Parole	2.5	2.4	1.3	3.4	4	2.6	3.2	2.8	1.3	1.1	3.2	2.4	3.4	1.6	2.9	2.5	1.7	1.6

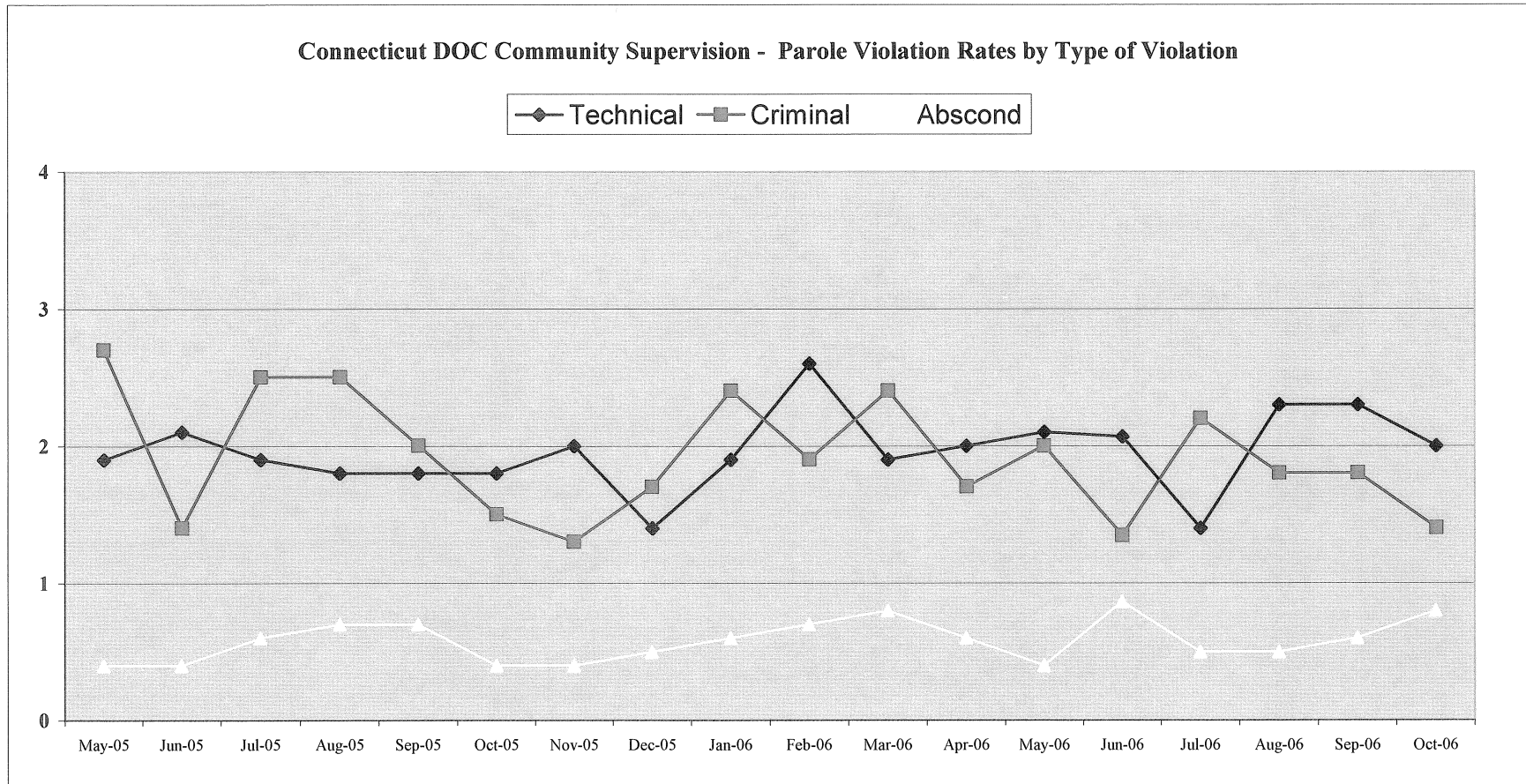


\*Number of violations per 100 persons on program.

### Parole Violation Rates\* by Type of Violation

May, 2005 through October, 2006

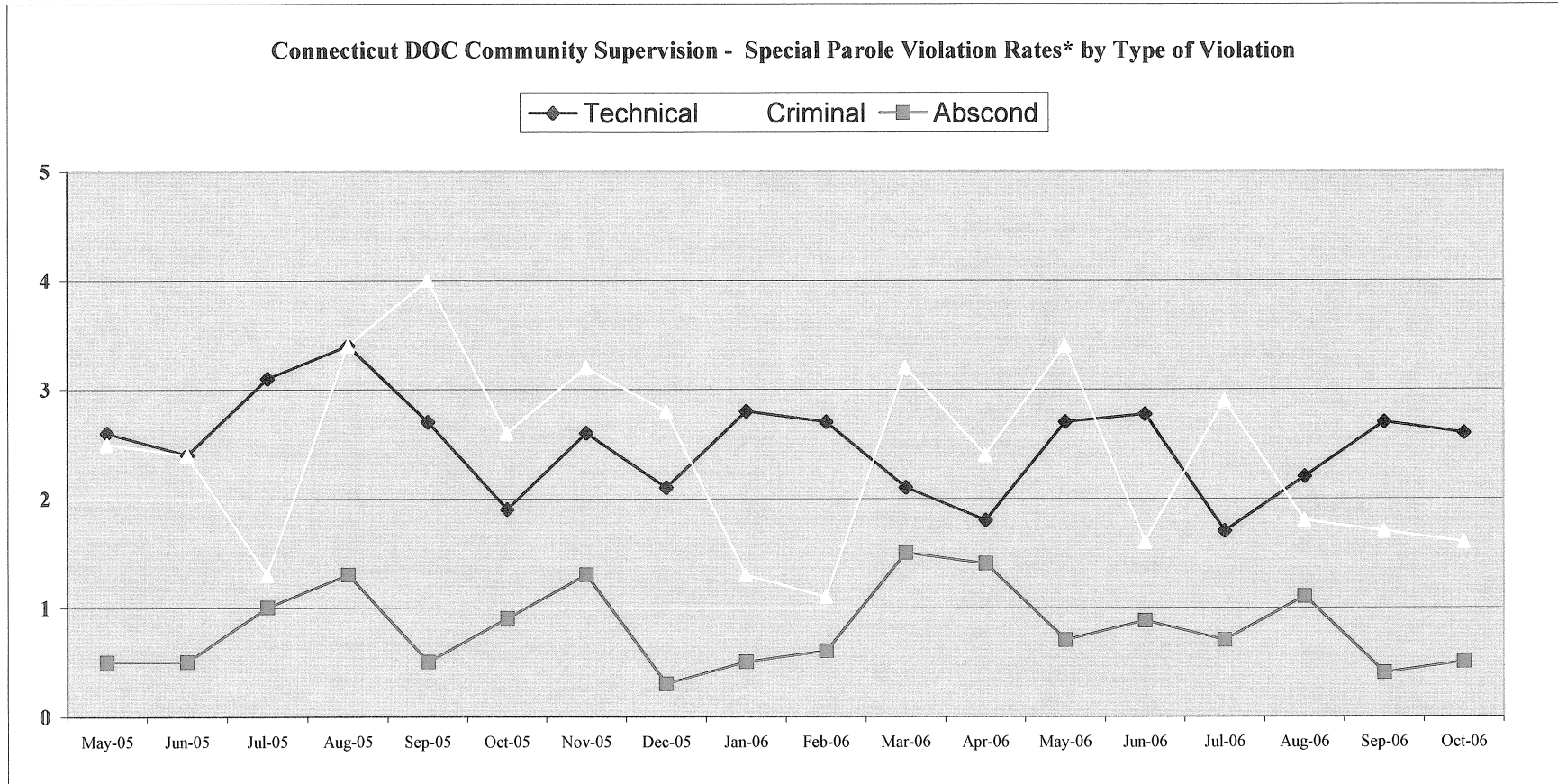
	May-05	Jun-05	Jul-05	Aug-05	Sep-05	Oct-05	Nov-05	Dec-05	Jan-06	Feb-06	Mar-06	Apr-06	May-06	Jun-06	Jul-06	Aug-06	Sep-06	Oct-06
Technical	1.9	2.1	1.9	1.8	1.8	1.8	2	1.4	1.9	2.6	1.9	2	2.1	2.1	1.4	2.3	2.3	2
Criminal	2.7	1.4	2.5	2.5	2	1.5	1.3	1.7	2.4	1.9	2.4	1.7	2	1.3	2.2	1.8	1.8	1.4
Abscond	0.4	0.4	0.6	0.7	0.7	0.4	0.4	0.5	0.6	0.7	0.8	0.6	0.4	0.9	0.5	0.5	0.6	0.8



\*Number of Violations per 100 Persons on Parole

**Special Parole Violation Rates\* by Type of Violation**  
**May, 2005 through October, 2006**

	May-05	Jun-05	Jul-05	Aug-05	Sep-05	Oct-05	Nov-05	Dec-05	Jan-06	Feb-06	Mar-06	Apr-06	May-06	Jun-06	Jul-06	Aug-06	Sep-06	Oct-06
Technical	2.6	2.4	3.1	3.4	2.7	1.9	2.6	2.1	2.8	2.7	2.1	1.8	2.7	2.8	1.7	2.2	2.7	2.6
Criminal	2.5	2.4	1.3	3.4	4	2.6	3.2	2.8	1.3	1.1	3.2	2.4	3.4	1.6	2.9	1.8	1.7	1.6
Abscond	0.5	0.5	1	1.3	0.5	0.9	1.3	0.3	0.5	0.6	1.5	1.4	0.7	0.9	0.7	1.1	0.4	0.5



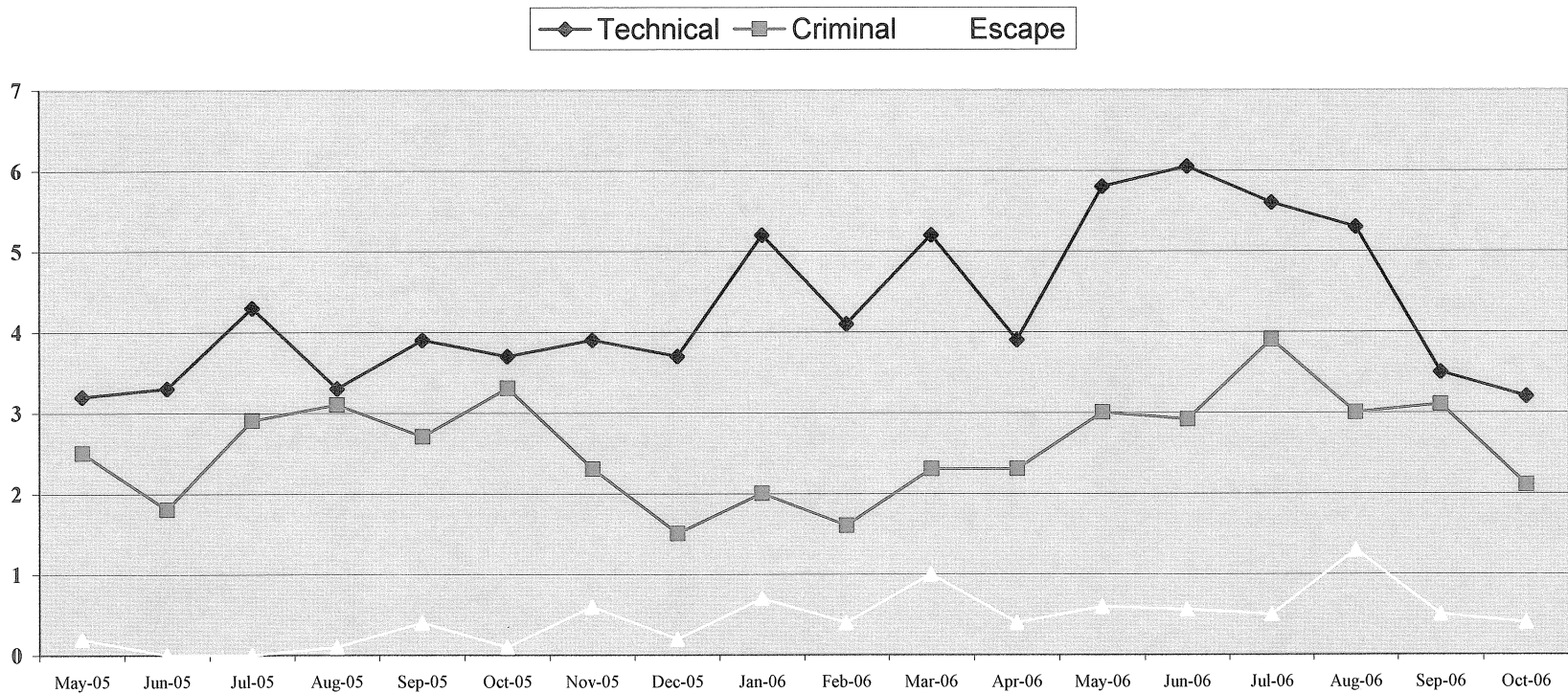
\*Number of Violations per 100 Persons on Special Parole



**Transitional Supervision Violation Rates\* by Type of Violation**  
**May, 2005 through October, 2006**

	May-05	Jun-05	Jul-05	Aug-05	Sep-05	Oct-05	Nov-05	Dec-05	Jan-06	Feb-06	Mar-06	Apr-06	May-06	Jun-06	Jul-06	Aug-06	Sep-06	Oct-06
<b>Technical</b>	3.2	3.3	4.3	3.3	3.9	3.7	3.9	3.7	5.2	4.1	5.2	3.9	5.8	6.0	5.6	5.3	3.5	3.2
<b>Criminal</b>	2.5	1.8	2.9	3.1	2.7	3.3	2.3	1.5	2	1.6	2.3	2.3	3	2.9	3.9	3	3.1	2.1
<b>Escape</b>	0.2	0	0	0.1	0.4	0.1	0.6	0.2	0.7	0.4	1	0.4	0.6	0.6	0.5	1.3	0.5	0.4

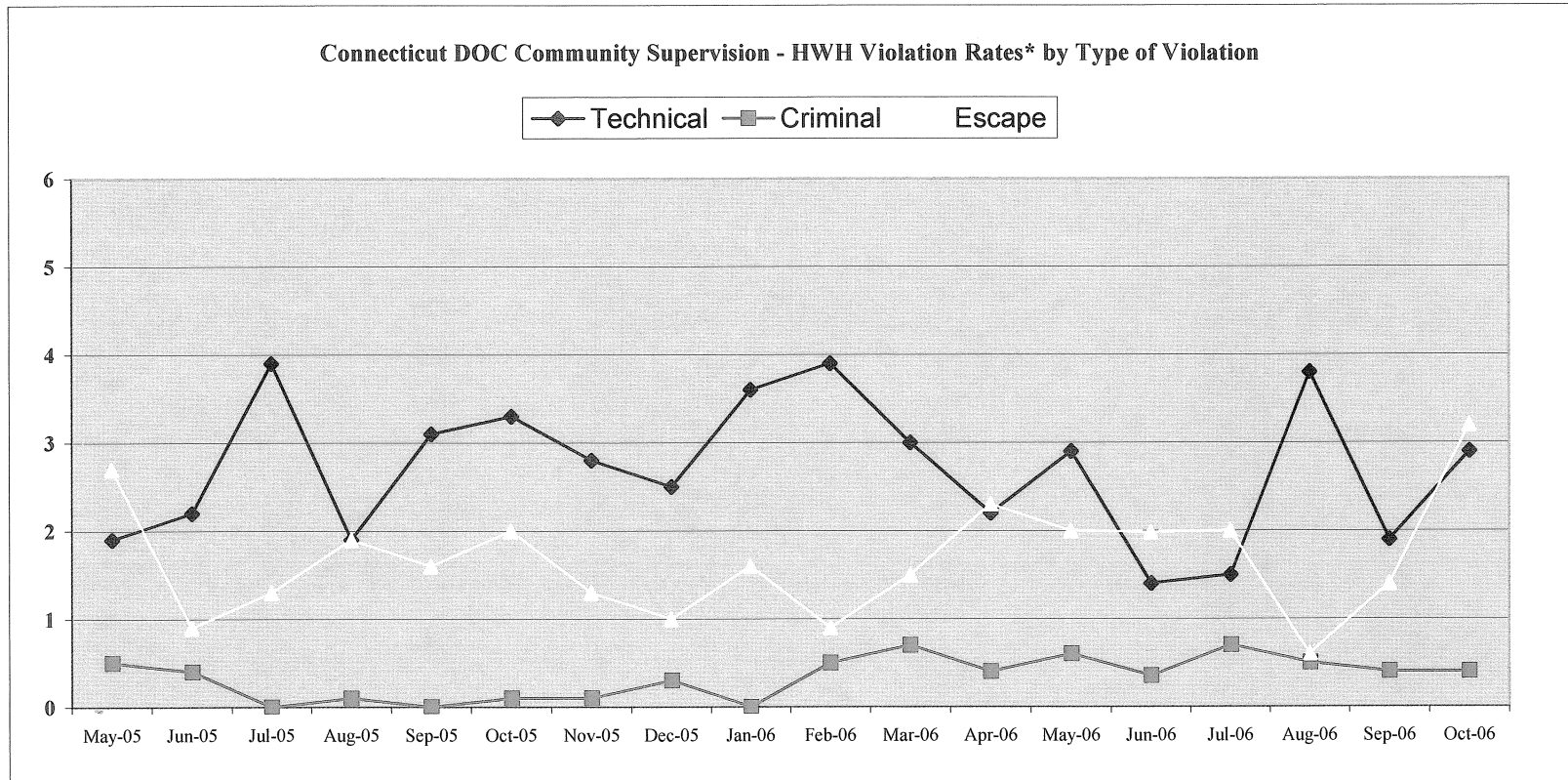
**Connecticut DOC Community Supervision - TS Violation Rates\* by Type of Violation**



\*Number of Violations per 100 Persons on TS

### Half Way House Violation Rates\* by Type of Violation May, 2005 through October, 2006

	May-05	Jun-05	Jul-05	Aug-05	Sep-05	Oct-05	Nov-05	Dec-05	Jan-06	Feb-06	Mar-06	Apr-06	May-06	Jun-06	Jul-06	Aug-06	Sep-06	Oct-06
<b>Technical</b>	1.9	2.2	3.9	1.9	3.1	3.3	2.8	2.5	3.6	3.9	3	2.2	2.9	1.4	1.5	3.8	1.9	2.9
<b>Criminal</b>	0.5	0.4	0	0.1	0	0.1	0.1	0.3	0	0.5	0.7	0.4	0.6	0.4	0.7	0.5	0.4	0.4
<b>Escape</b>	2.7	0.9	1.3	1.9	1.6	2	1.3	1	1.6	0.9	1.5	2.3	2	2.0	2	0.6	1.4	3.2



\*Number of Violations per 100 Persons in Half Way Houses