


**STATE OF CONNECTICUT**

**Connecticut Parole and Community Services  
Monthly Report**



**June 2006**

*(June 2005 to June 2006)*

Prepared by  
*Jerry Stowell*

FOR  
BOARD OF PARDONS & PAROLES (BOPP)  
AND  
DEPARTMENT OF CORRECTION (DOC)  
Parole and Community Services Division

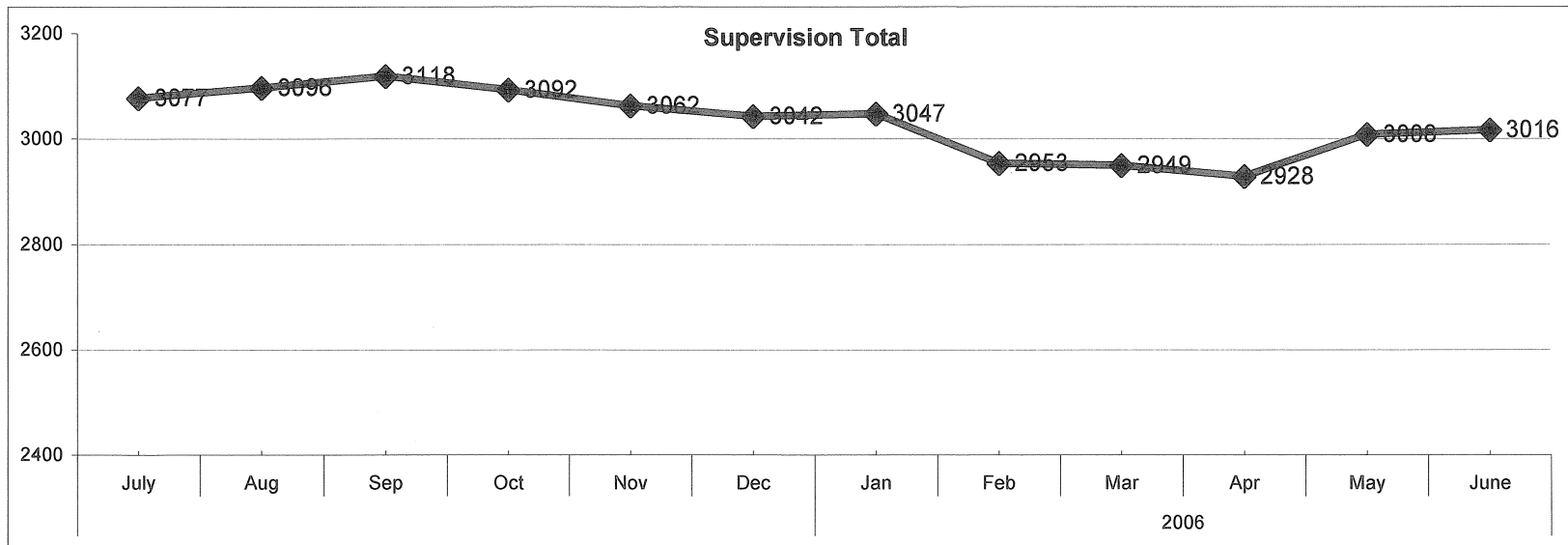
**Correctional Population and Parole Eligibility  
June 30, 2006**

<b>Confined Population</b>	<b>18,538</b>		
(Unsentenced and Special Inmates)	(4,391)	Balance	14,147
(Sentences 2 Years & Less, Cuscom, New Admits)	(4,139)	Balance	10,008
(Parole Ineligible, crime committed)	(782)	Balance	9,226
(SRG Classification)	(192)	Balance	9,034
(Wright Decision Cases)	(407)	Balance	8,627
(Level 5 Classification)	(41)	Balance	8,586
(Chronic Disciplinary Unit Classification)	(42)		
<b>Population Eligible for Parole Consideration</b>	<b>8,544</b>		

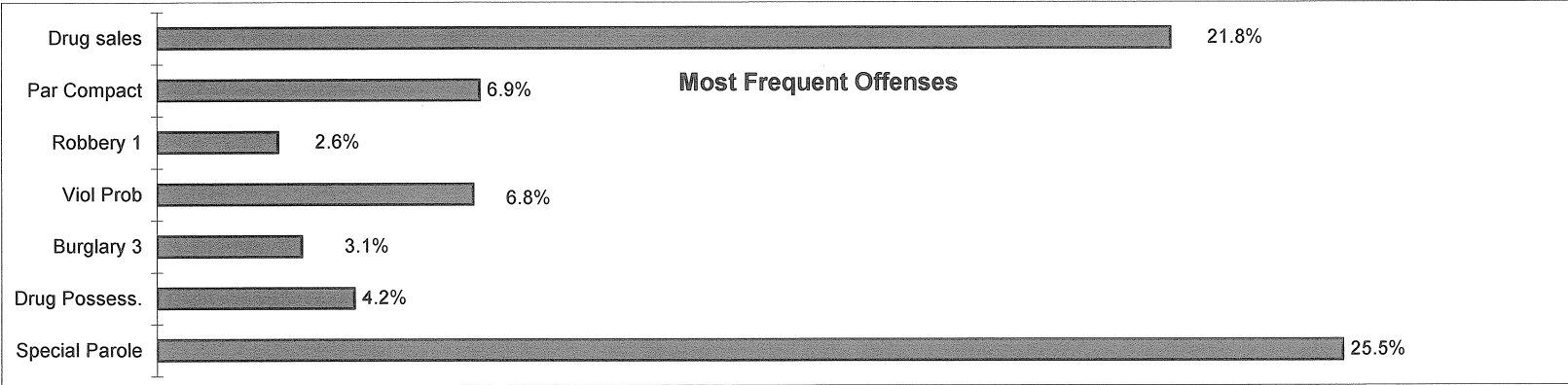
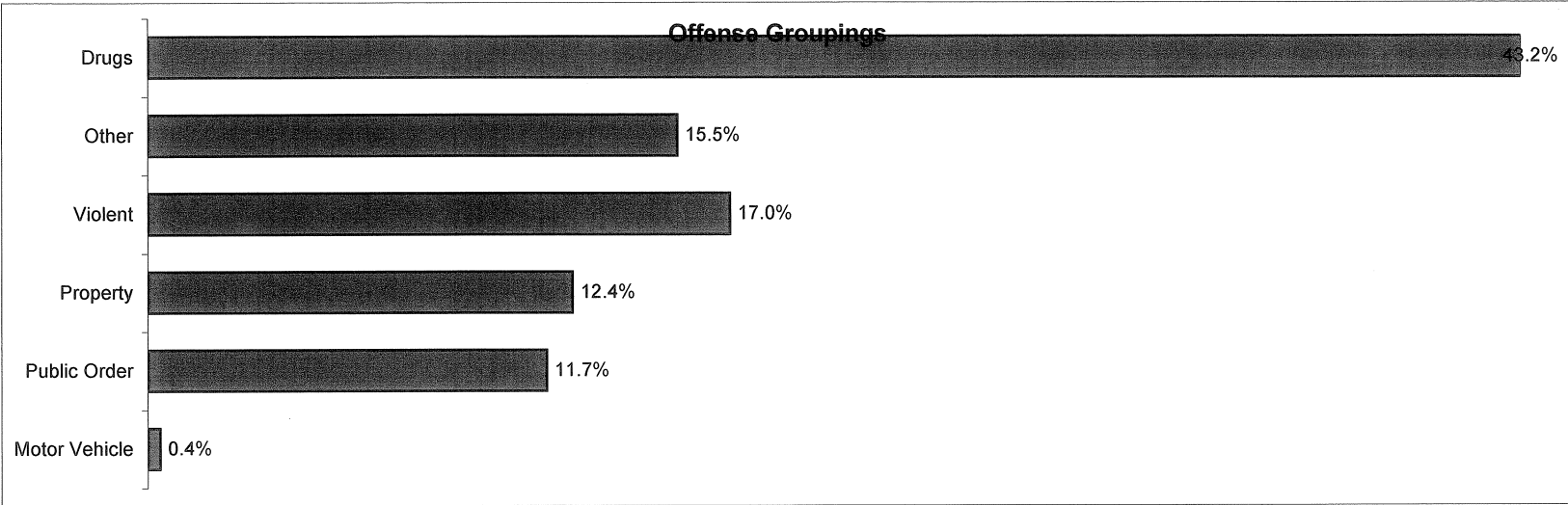
*Rubin Wynn*

## Connecticut Board of Parole Parole Supervision Caseload June 30, 2006

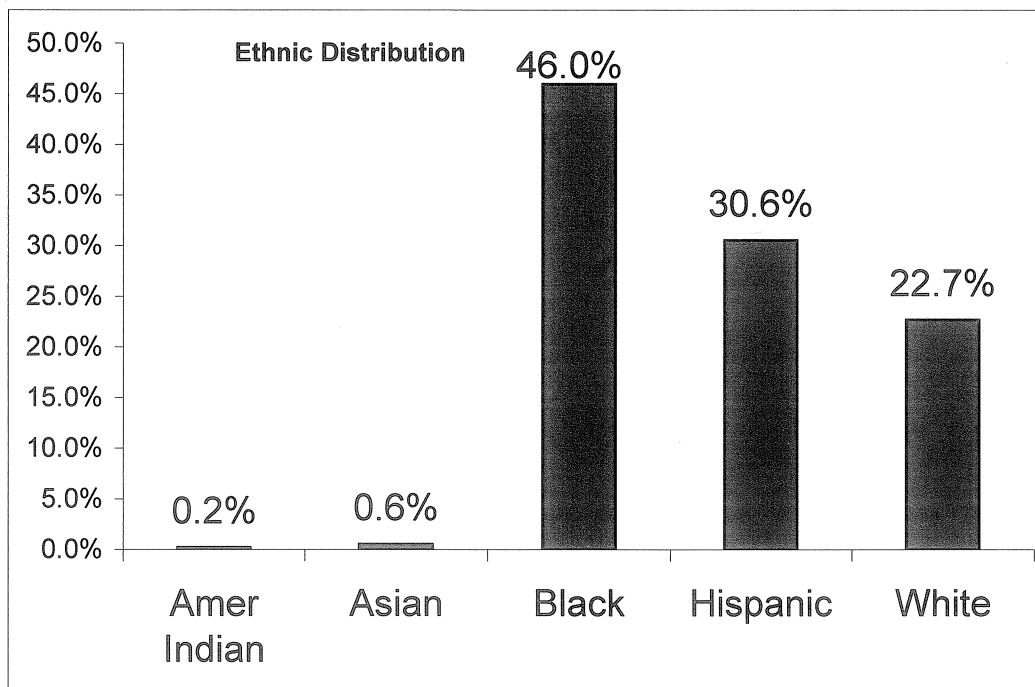
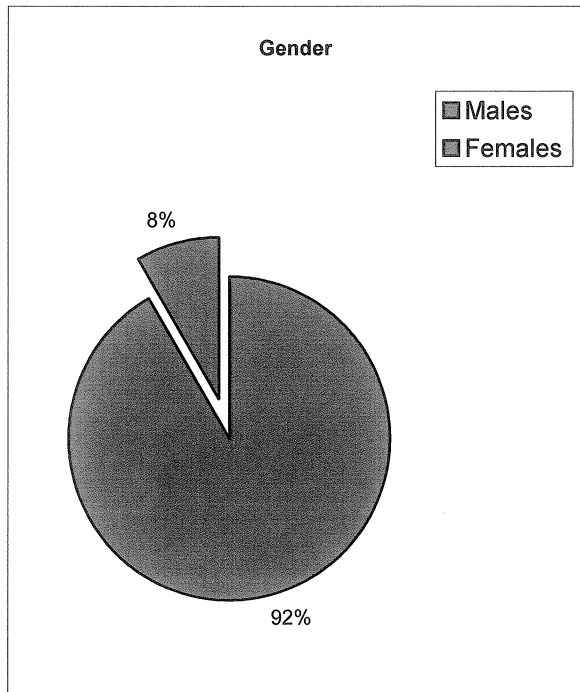
	2005						2006						
	June	July	Aug	Sep	Oct	Nov	Dec	Jan	Feb	Mar	Apr	May	June
CT Parolees Supervised in CT	2726	2664	2674	2702	2675	2647	2625	2622	2531	2524	2504	2585	2585
Out Of State Parolees Supervised in CT	197	170	179	178	182	178	168	177	176	182	185	181	178
<b>CT Supervision Total:</b>	<b>2923</b>	<b>2834</b>	<b>2853</b>	<b>2880</b>	<b>2857</b>	<b>2825</b>	<b>2793</b>	<b>2799</b>	<b>2707</b>	<b>2706</b>	<b>2689</b>	<b>2766</b>	<b>2763</b>
CT Parolees Supervised Out of State	239	243	243	238	235	237	249	248	246	243	239	242	253
<b>Supervision Total:</b>	<b>3162</b>	<b>3077</b>	<b>3096</b>	<b>3118</b>	<b>3092</b>	<b>3062</b>	<b>3042</b>	<b>3047</b>	<b>2953</b>	<b>2949</b>	<b>2928</b>	<b>3008</b>	<b>3016</b>
Parole Violators Confined	394	449	421	390	463	464	419	456	484	454	489	429	447
<b>GRAND TOTAL</b>	<b>3556</b>	<b>3526</b>	<b>3517</b>	<b>3508</b>	<b>3555</b>	<b>3526</b>	<b>3461</b>	<b>3503</b>	<b>3437</b>	<b>3403</b>	<b>3417</b>	<b>3437</b>	<b>3463</b>



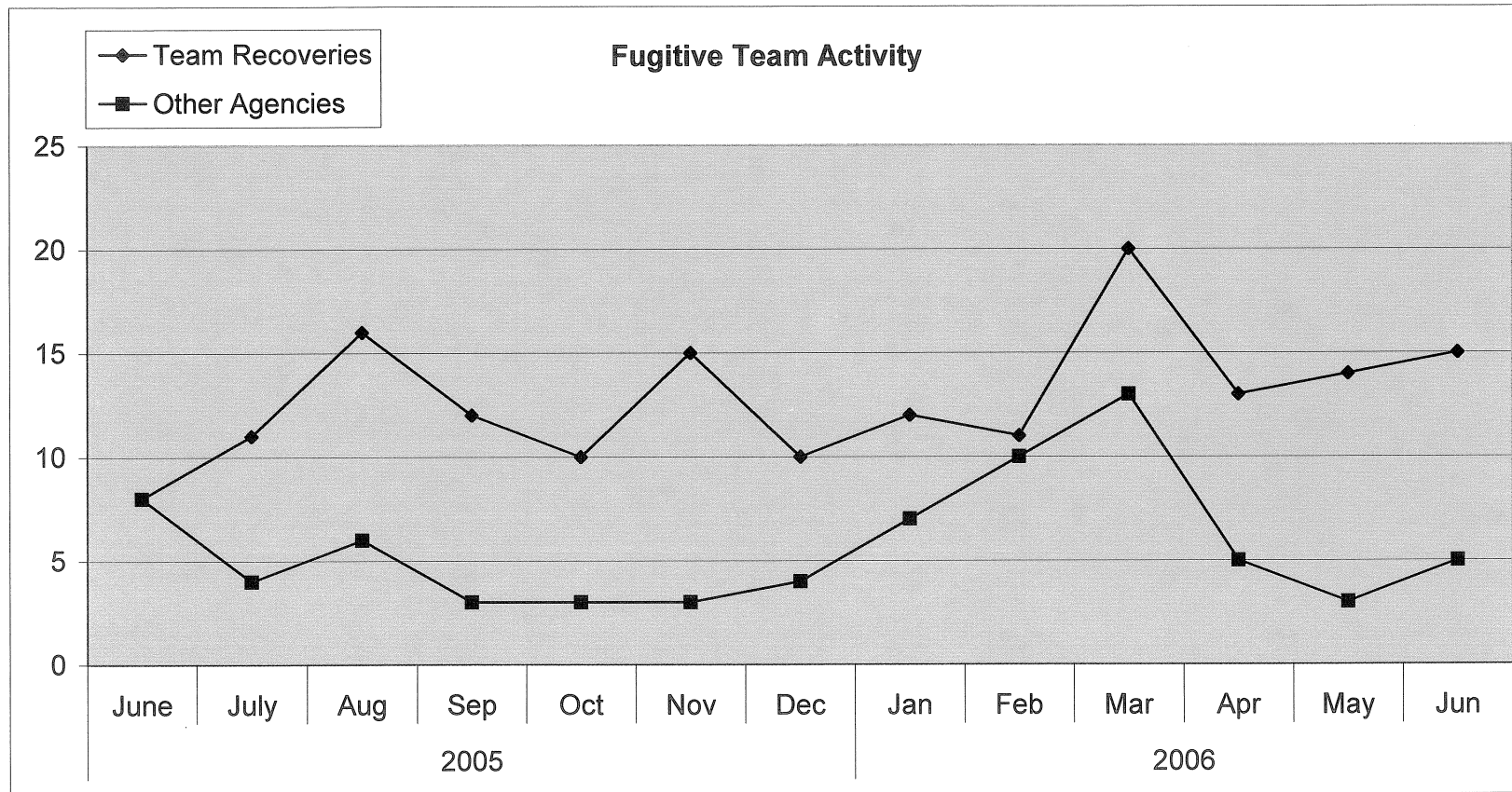
**Connecticut Board of Parole  
Parole Supervision Caseload  
June 30, 2006**



**Connecticut Board of Parole  
Parole Supervision Caseload  
June 30, 2006**



Connecticut Board of Parole  
Parole Supervision Caseload  
June 30, 2006



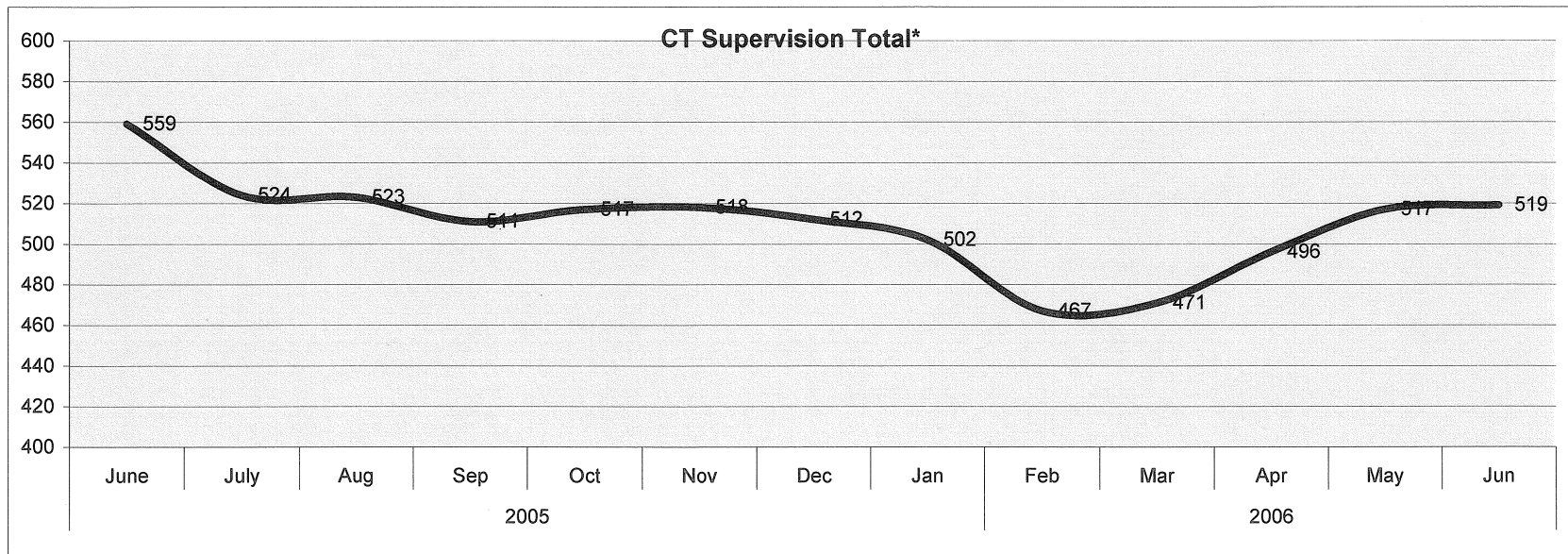
**Connecticut Board of Parole  
Parole Supervision Caseload  
June 30, 2006**

	2005							2006					
	June	July	Aug	Sep	Oct	Nov	Dec	Jan	Feb	Mar	Apr	May	June
<b>Number of Parolees Employed:</b>	2211	2266	2276	2282	2189	2218	2142	2095	2059	2064	2062	2113	2127
<b>Parolees Unemployable:</b>	511	403	368	409	440	416	402	478	490	441	433	456	468
<b>Proportion Employed:</b>	92%	93%	92%	92%	91%	92%	90%	90%	93%	91%	91%	91%	93%
<b>Number Active in Parole Works:</b>	169	153	196	174	174	164	189	171	183	192	152	184	157
<b># Community Service Hours:</b>	149	232	211	145	218	200	360	250	362	0	206	440	97

## Parole Supervision Caseload June 30, 2006

### Bridgeport District Office Supervision Caseload

	2005							2006					
	June	July	Aug	Sep	Oct	Nov	Dec	Jan	Feb	Mar	Apr	May	Jun
<b>CT Parolees Supervised in CT</b>	518	486	490	476	486	486	480	468	431	434	460	480	481
<b>Out Of State Parolees Supervised in CT</b>	41	38	33	35	31	32	32	34	36	37	36	37	38
<b>CT Supervision Total:</b>	559	524	523	511	517	518	512	502	467	471	496	517	519
<b>Parole Violators Confined</b>	76	81	68	53	74	73	76	81	86	95	92	95	99
<b>GRAND TOTAL</b>	635	605	591	564	591	591	588	583	553	566	588	612	618



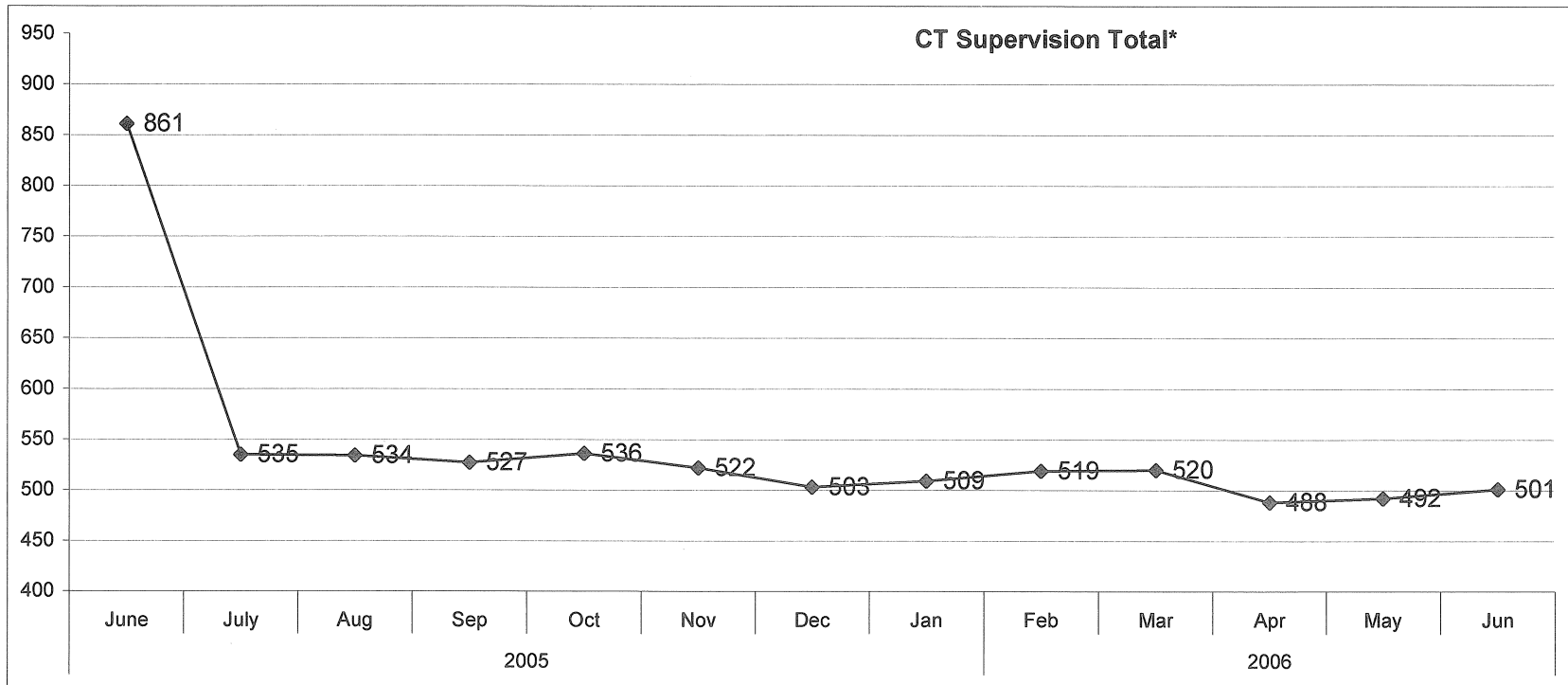


# Parole Supervision Caseload

## June 30, 2006

### Hartford District Office Supervision Caseload

	2005						2006						
	June	July	Aug	Sep	Oct	Nov	Dec	Jan	Feb	Mar	Apr	May	Jun
<b>CT Parolees Supervised in CT</b>	799	521	505	499	508	494	475	485	495	499	468	472	484
<b>Out Of State Parolees Supervised in CT</b>	62	14	29	28	28	28	28	24	24	21	20	20	17
<b>CT Supervision Total:</b>	861	535	534	527	536	522	503	509	519	520	488	492	501
<b>Parole Violators Confined</b>	120	74	60	70	67	71	85	66	53	31	54	44	44
<b>GRAND TOTAL</b>	981	609	594	597	603	593	588	575	572	551	542	536	545

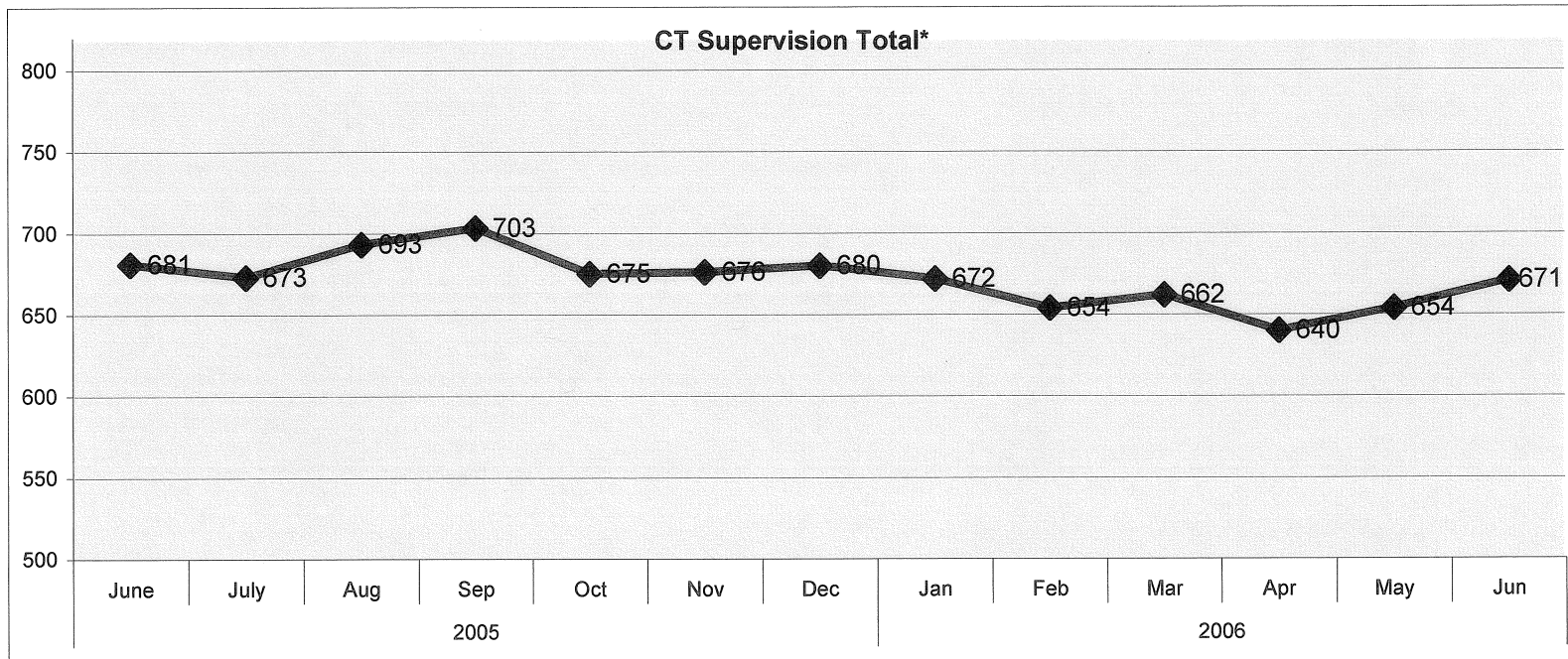


# Parole Supervision Caseload

## June 30, 2006

### New Haven District Office Supervision Caseload

	2005							2006					
	June	July	Aug	Sep	Oct	Nov	Dec	Jan	Feb	Mar	Apr	May	Jun
<b>CT Parolees Supervised in CT</b>	649	641	662	670	642	648	652	642	625	629	608	625	640
<b>Out Of State Parolees Supervised in CT</b>	32	32	31	33	33	28	28	30	29	33	32	29	31
<b>CT Supervision Total:</b>	<b>681</b>	<b>673</b>	<b>693</b>	<b>703</b>	<b>675</b>	<b>676</b>	<b>680</b>	<b>672</b>	<b>654</b>	<b>662</b>	<b>640</b>	<b>654</b>	<b>671</b>
<b>Parole Violators Confined</b>	114	126	124	115	148	136	113	121	142	136	149	141	143
<b>GRAND TOTAL</b>	<b>795</b>	<b>799</b>	<b>817</b>	<b>818</b>	<b>823</b>	<b>812</b>	<b>793</b>	<b>793</b>	<b>796</b>	<b>798</b>	<b>789</b>	<b>795</b>	<b>814</b>

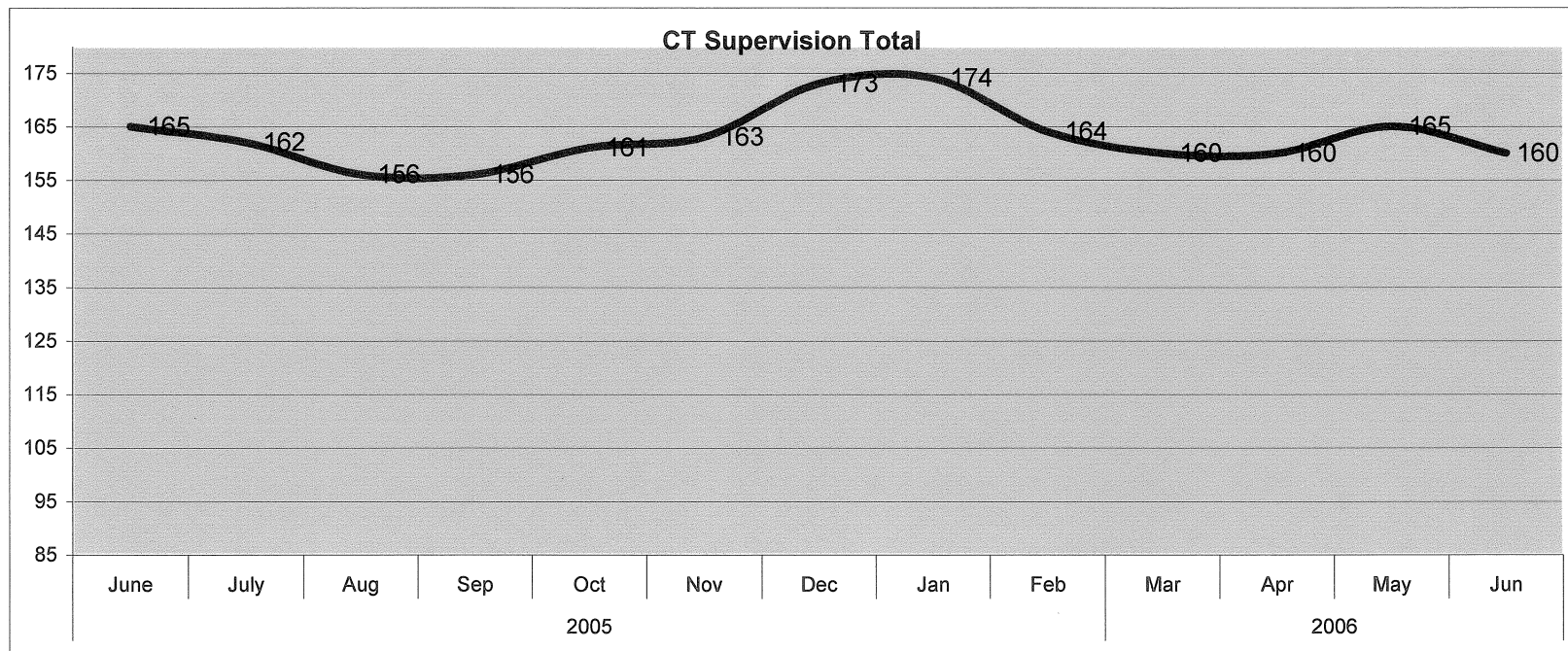


# Parole Supervision Caseload

## June 30, 2006

### Special Management Supervision Caseload

	2005						2006						
	June	July	Aug	Sep	Oct	Nov	Dec	Jan	Feb	Mar	Apr	May	Jun
<b>CT Parolees Supervised in CT</b>	151	147	140	140	144	144	154	157	148	143	143	149	143
<b>Out Of State Parolees Supervised in CT</b>	14	15	16	16	17	19	19	17	16	17	17	16	17
<b>CT Supervision Total:</b>	165	162	156	156	161	163	173	174	164	160	160	165	160
<b>Parole Violators Confined</b>	13	25	25	33	30	25	16	17	32	34	37	21	37
<b>GRAND TOTAL</b>	178	187	181	189	191	188	189	191	196	194	197	186	197

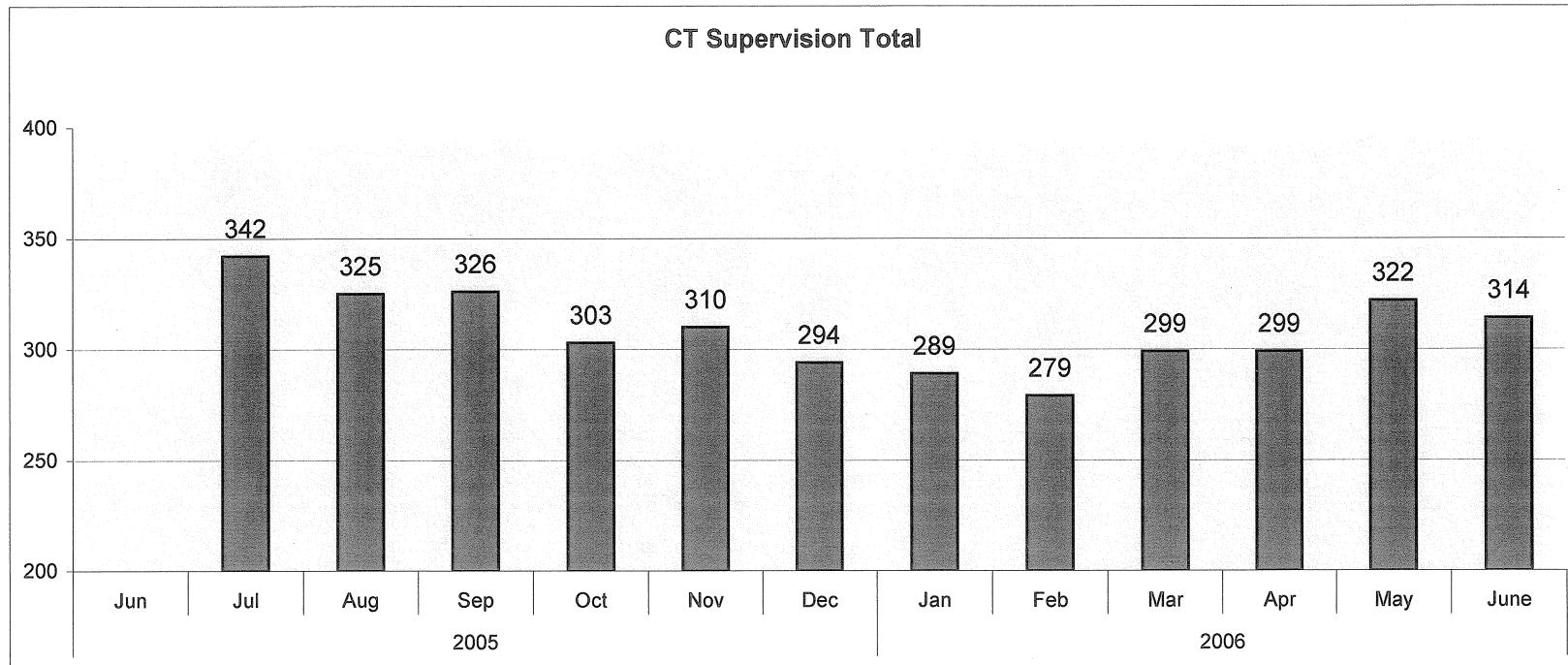


# Parole Supervision Caseload

## June 30, 2006

### Norwich/New London Caseload

	2005							2006					
	Jun	Jul	Aug	Sep	Oct	Nov	Dec	Jan	Feb	Mar	Apr	May	June
CT Parolees Supervised in CT		310	295	305	279	284	283	267	258	276	278	301	293
Out Of State Parolees Supervised in CT		32	30	21	24	26	11	22	21	23	21	21	21
<b>CT Supervision Total:</b>		<b>342</b>	<b>325</b>	<b>326</b>	<b>303</b>	<b>310</b>	<b>294</b>	<b>289</b>	<b>279</b>	<b>299</b>	<b>299</b>	<b>322</b>	<b>314</b>
<b>Parole Violators Confined</b>		64	68	51	67	49	35	62	66	40	40	45	41
<b>GRAND TOTAL</b>		<b>406</b>	<b>393</b>	<b>377</b>	<b>370</b>	<b>359</b>	<b>329</b>	<b>351</b>	<b>345</b>	<b>339</b>	<b>339</b>	<b>367</b>	<b>355</b>

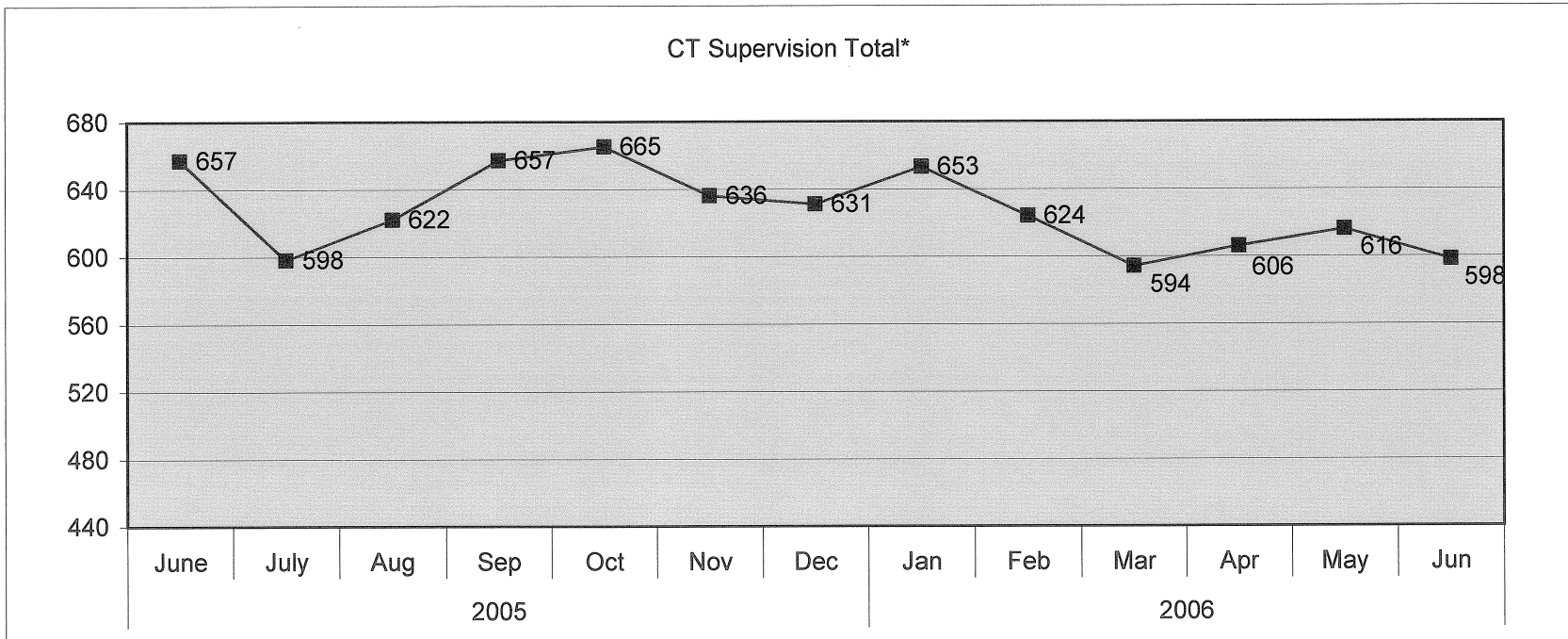


# Parole Supervision Caseload

## June 30, 2006

### Waterbury Caseload

	2005							2006					
	June	July	Aug	Sep	Oct	Nov	Dec	Jan	Feb	Mar	Apr	May	Jun
<b>CT Parolees Supervised in CT</b>	609	559	582	612	616	591	581	603	574	543	547	558	544
<b>Out Of State Parolees Supervised in CT</b>	48	39	40	45	49	45	50	50	50	51	59	58	54
<b>CT Supervision Total:</b>	657	598	622	657	665	636	631	653	624	594	606	616	598
<b>Parole Violators Confined</b>	71	79	76	68	77	110	94	109	105	118	117	83	83
<b>GRAND TOTAL</b>	728	677	698	725	742	746	725	762	729	712	723	699	681



# Violation Reports

June 1, 2006 - June 30, 2006

<i>Office</i>	<i>Parole Officer</i>	<i>Absconder</i>	<i>Criminal</i>	<i>Technical</i>	<i>Total</i>
<i>Bridgeport</i>					
	Anderson, M			2	2
	Banas		1		1
	Brown	1	2		3
	Gessaroli		1		1
	Greene		3		3
	Lloyd	1		1	2
	Mirto	1	2	1	4
	Nunez		1		1
	Office Total	3	10	4	17
<i>Hartford</i>					
				2	2
	Bedard		1		1
	Dawson		1		1
	Edwards		2		2
	Gaudet		2	1	3
	Gonzalez			1	1
	Herrick, K.			1	1
	Johnson, R		1	1	2
	McDevitt		2		2
	Mills		2	2	4
	Romano		1		1
	Office Total		12	8	20
<i>Interstate Compact</i>					
	Smith	1			1
	Office Total	1			1
<i>New Haven</i>					
	Byrd			1	1
	Caruso			1	1

Wednesday, July 26, 2006

<i>Office</i>	<i>Parole Officer</i>	<i>Absconder</i>	<i>Criminal</i>	<i>Technical</i>	<i>Total</i>
	Hogan	1	1		2
	Holmes		1		1
	Kelly		3		3
	King		1		1
	Lawlor		2	2	4
	Lewis, M		1		1
	Runlett		1		1
	Rutkis	1	6		7
	Watts		1	2	3
	Office Total	2	17	6	25

*Norwich/NL*

	Anderson, R	1			1
	Bransford			2	2
	Nelson	3			3
	Rizzuto		1		1
	Szydlo		1	1	2
	Office Total	4	2	3	9

*Special Management*

	Buster			1	1
	Kendall		2		2
	Office Total		2	1	3

*Waterbury*

			3		3
	Cintron		4		4
	Krupa		1		1
	Long		1		1
	McCown		1		1
	Rose		3		3
	Thompson	1	1		2
	Viscomi	1			1
	Wood	1		1	2

<i>Office</i>	<i>Parole Officer</i>	<i>Absconder</i>	<i>Criminal</i>	<i>Technical</i>	<i>Total</i>
	Office Total	3	14	1	18
<i>Grand Total</i>		13	57	23	93

*\* Source: Hearings Division Warrant Requests and Interstate Reports*