


# STATE OF CONNECTICUT

## Connecticut Parole and Community Services Monthly Report



### November 2005

*(November 2004 to November 2005)*

Prepared by  
*Jerry Stowell*

FOR  
BOARD OF PARDONS & PAROLES (BOPP)  
AND  
DEPARTMENT OF CORRECTION (DOC)  
Parole and Community Services Division

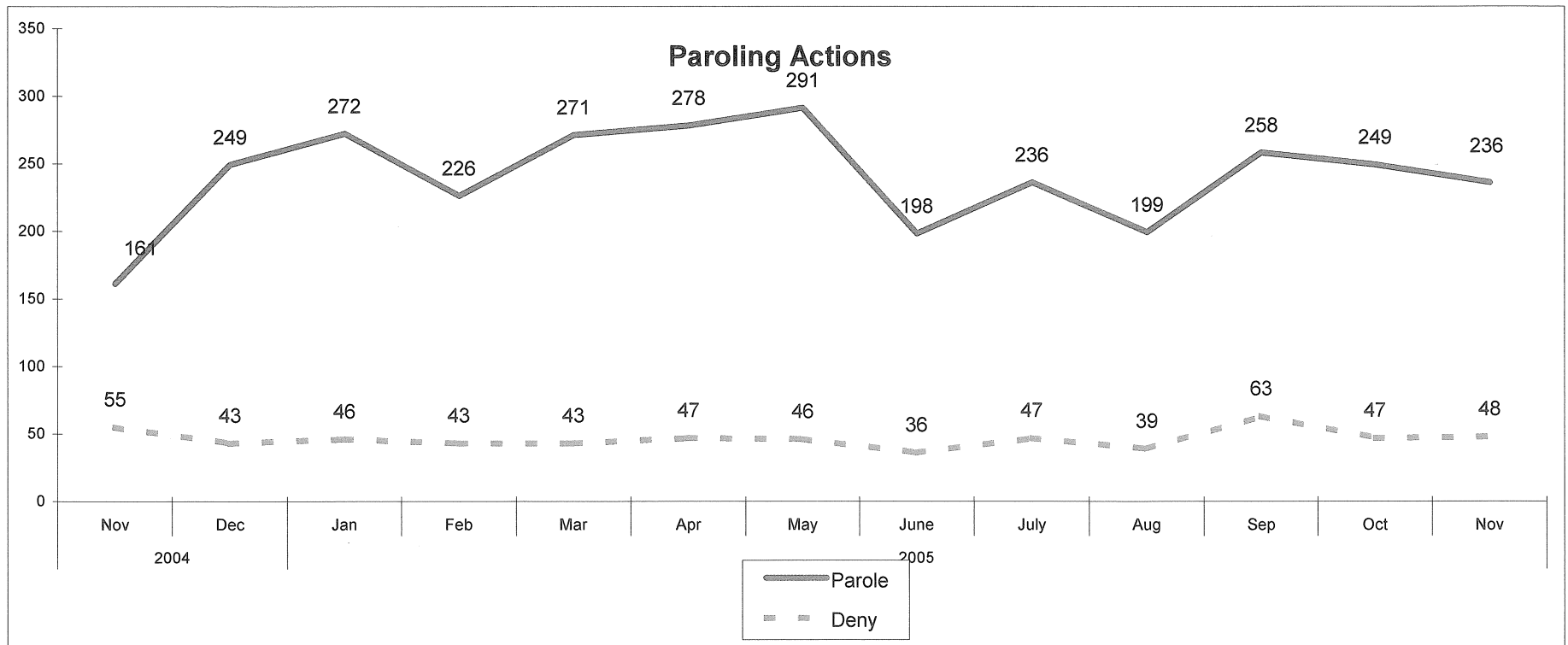
**Correctional Population and Parole Eligibility  
November 30, 2005**

<b>Confined Population</b>	<b>18,163</b>		
(Unsentenced and Special Inmates)	(4,182)	Balance	13,981
(Sentences 2 Years & Less, Cuscom, New Admits)	(4,174)	Balance	9,807
(Parole Ineligible, crime committed)	(776)	Balance	9,031
(SRG Classification)	(208)	Balance	8,823
(Wright Decision Cases)	(382)	Balance	8,441
(Level 5 Classification)	(45)	Balance	8,396
(Chronic Disciplinary Unit Classification)	(37)		
<b>Population Eligible for Parole Consideration</b>	<b>8,359</b>		

**Connecticut Board of Parole  
Hearings Division Monthly Statistics  
November 30, 2005**

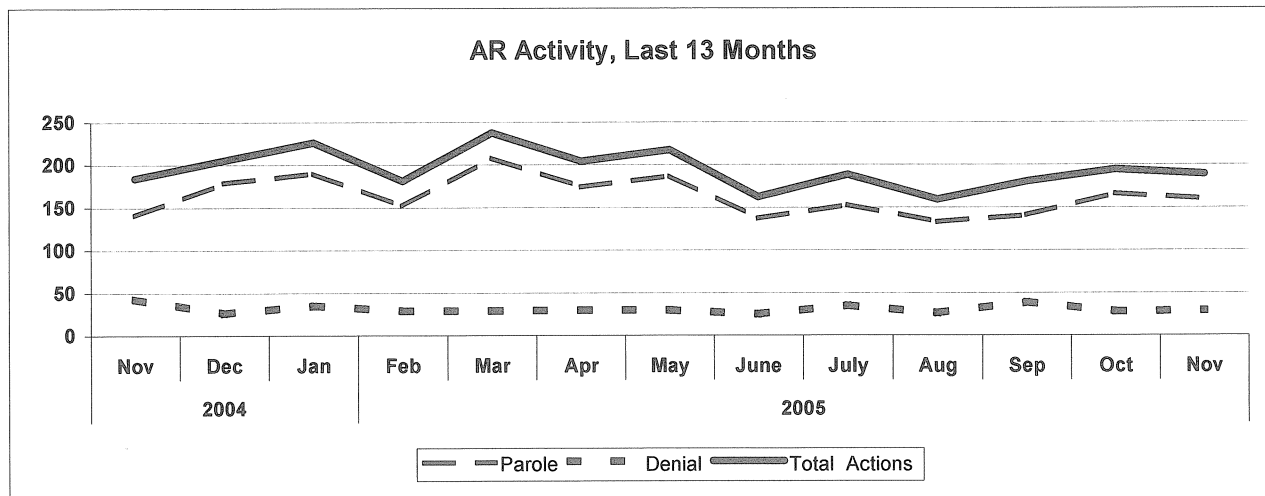
	2004		2005										12 Mo.	
	Nov	Dec	Jan	Feb	Mar	Apr	May	June	July	Aug	Sep	Oct	Nov	Totals
<b>Full Panel Actions</b>														
<b>Parole</b>	20	70	82	74	63	104	104	61	83	66	117	83	76	983
<b>Deny</b>	12	17	11	14	14	17	16	11	12	13	24	19	19	187
<b>Medical Parole</b>	0	0	0	0	0	0	1	0	0	0	0	0	0	1
<b>Revoke</b>	26	26	58	20	20	32	33	43	28	34	31	36	30	391
<b>Revoke &amp; Reparole</b>	34	62	69	63	60	62	72	66	58	57	69	72	52	762
<b>Rescind</b>	3	3	6	3	2	5	3	3	4	6	4	5	1	45
<b>Rescind &amp; Reparole</b>	15	15	12	13	18	17	25	19	21	15	8	32	17	212
<b>Early Parole Discharge</b>	0	0	0	0	0	0	0	0	0	0	0	0	0	0
<b>Total Full Panel Actions</b>	110	193	238	187	177	237	254	203	206	191	253	247	195	2581
<b>Administrative Review Actions</b>														
<b>Parole</b>	141	179	190	152	208	174	187	137	153	133	141	166	160	1980
<b>Deny</b>	43	26	35	29	29	30	30	25	35	26	39	28	29	361
<b>Total Admin. Review Actions</b>	184	205	225	181	237	204	217	162	188	159	180	194	189	2341
<b>Staff Actions</b>														
<b>Case Review</b>	13	11	8	22	26	20	19	16	10	12	3	5	10	162
<b>Review &amp; Reschedule</b>	276	410	531	207	352	268	308	287	293	215	253	225	454	3803
<b>Close Interest</b>	65	148	98	22	60	84	66	70	66	25	27	32	82	780
<b>Total Actions</b>	648	967	1100	619	852	813	864	738	763	602	716	703	930	9667
<b>Total Hearing Dates</b>	15	15	15	15	15	15	15	14	13	15	16	14	15	177
<b>Parole Grant Rate</b>														
<b>Full Panels</b>	63%	80%	88%	84%	82%	86%	87%	85%	87%	84%	83%	81%	80%	84%
<b>Administrative Reviews</b>	77%	87%	84%	84%	88%	85%	86%	85%	81%	84%	78%	86%	85%	85%

## Connecticut Board of Parole Hearings Division Monthly Statistics November 30, 2005



**Connecticut Board of Parole  
Hearings Division Monthly Statistics  
Administrative Reviews  
November 30, 2005**

	2004		2005										
	Nov	Dec	Jan	Feb	Mar	Apr	May	June	July	Aug	Sep	Oct	Nov
<b>Parole</b>	141	179	190	152	208	174	187	137	153	133	141	166	160
<b>Denial</b>	43	26	35	29	29	30	30	25	35	26	39	28	29
<b>Medical Parole</b>	0	0	0	1	0	0	0	0	0	0	0	0	0
<b>Total Actions</b>	184	205	226	181	237	204	217	162	188	159	180	194	189



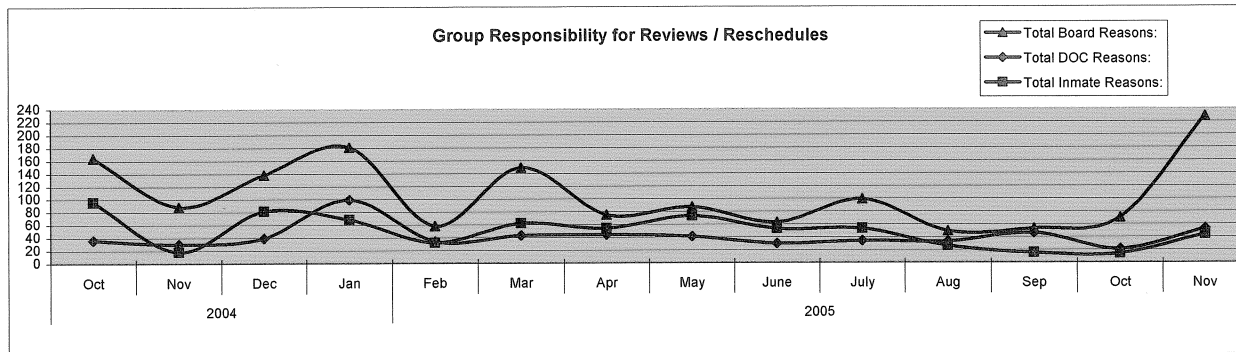
**Connecticut Board of Parole  
Hearings Division Monthly Statistics  
Current Location  
November 30, 2005  
Persons Granted Parole via Administrative Reviews**

**Granting Month**

Location	2004		2005										12 mo. Total	
	Nov	Dec	Jan	Feb	Mar	Apr	May	June	July	Aug	Sep	Oct		Nov
	CT Parole Supervision	5	3	5	5	5	3	3	8	2	2	2		6
Out-of State Parole Supervision	0	0	1	0	0	0	0	0	0	0	0	0	0	1
Abscond from Parole	0	0	0	0	0	0	0	0	0	0	0	0	0	0
Halfway House	10	4	10	6	11	8	4	16	1	4	5	4	0	73
Confined in CT, to be Released	126	241	174	141	191	161	179	113	150	127	134	156	157	1924
Confined, Out of State	0	0	0	0	0	0	0	0	0	0	0	0	0	0
Furlough	0	1	0	0	0	0	0	0	0	0	0	0	0	1
Escaped, Prior to Release	0	0	0	0	0	0	0	0	0	0	0	0	0	0
Reconfined	0	0	0	0	0	0	0	0	0	0	0	0	0	0
TS	0	0	0	0	0	0	0	0	0	0	0	0	0	0
Discharged	0	0	0	0	0	0	1	0	0	0	0	0	0	1
Virginia	0	0	0	0	0	0	0	0	0	0	0	0	0	0
Medical Hospital	0	0	1	0	1	0	0	0	0	0	0	0	0	2
<b>Total</b>	<b>141</b>	<b>249</b>	<b>191</b>	<b>152</b>	<b>208</b>	<b>172</b>	<b>187</b>	<b>137</b>	<b>153</b>	<b>133</b>	<b>141</b>	<b>166</b>	<b>160</b>	<b>2049</b>

**Connecticut Board of Parole  
Types of Review and Rescheduling Activities  
November 2005**

	2004		2005											
	Oct	Nov	Dec	Jan	Feb	Mar	Apr	May	June	July	Aug	Sep	Oct	Nov
<b><u>Inmate-Related Reasons:</u></b>														
<b><u>Regular Hearings</u></b>														
In Seg/Punitive Seg	0	0	2	1	0	0	0	4	0	0	0	2	0	1
Inmate's Request	0	0	0	0	0	0	0	0	0	0	0	0	0	0
Pending Charges	7	1	36	32	3	17	15	24	15	20	6	4	3	11
Pending DR	0	0	0	0	0	1	0	0	0	0	0	0	0	0
SRG Affiliation	0	0	0	2	1	4	0	2	1	2	0	2	0	0
Pending Waiver	0	0	0	0	0	0	0	0	0	0	0	0	0	0
85% Status	32	1	30	22	5	13	18	21	19	21	5	2	4	22
Case Review	54	13	11	8	22	26	20	19	16	10	12	3	5	10
<b><u>Revocation Hearings:</u></b>														
Attorney	0	0	0	0	0	0	0	0	0	0	0	0	0	0
Pending Charges	2	3	2	3	1	1	1	3	2	0	3	2	2	0
<b><u>Total Inmate Reasons:</u></b>	<b>95</b>	<b>18</b>	<b>81</b>	<b>68</b>	<b>32</b>	<b>62</b>	<b>54</b>	<b>73</b>	<b>53</b>	<b>53</b>	<b>26</b>	<b>15</b>	<b>14</b>	<b>44</b>
<b><u>DOC-Related Reasons</u></b>														
<b><u>Regular Hearings</u></b>														
Transportation	27	29	29	66	20	27	34	32	20	23	22	35	14	39
Awaiting MH Evaluation	9	1	10	33	14	16	10	9	10	11	11	11	7	14
<b><u>Total DOC Reasons:</u></b>	<b>36</b>	<b>30</b>	<b>39</b>	<b>99</b>	<b>34</b>	<b>43</b>	<b>44</b>	<b>41</b>	<b>30</b>	<b>34</b>	<b>33</b>	<b>46</b>	<b>21</b>	<b>53</b>
<b><u>Board-Related Reasons</u></b>														
<b><u>Regular Hearings</u></b>														
Additional Info	55	60	94	90	28	52	32	33	38	46	28	38	46	121
Additional Offense Info	9	3	20	22	8	24	23	32	9	22	17	13	17	33
Hearing Cancelled	82	25	3	7	16	54	1	0	0	0	0	0	3	43
Ineligible-PE date	0	0	0	0	0	0	0	0	0	0	0	0	0	0
No Parole Package	0	0	0	0	0	0	0	0	0	0	0	0	0	0
Awaiting Sex Offender Eval	0	0	0	0	0	1	0	0	0	0	0	0	0	0
Other	18	0	21	62	6	18	19	22	16	31	4	2	4	31
<b><u>Total Board Reasons:</u></b>	<b>164</b>	<b>88</b>	<b>138</b>	<b>181</b>	<b>58</b>	<b>149</b>	<b>75</b>	<b>87</b>	<b>63</b>	<b>99</b>	<b>49</b>	<b>53</b>	<b>70</b>	<b>228</b>
<b>All Reasons:</b>	<b>295</b>	<b>136</b>	<b>258</b>	<b>348</b>	<b>124</b>	<b>254</b>	<b>173</b>	<b>201</b>	<b>146</b>	<b>186</b>	<b>108</b>	<b>114</b>	<b>105</b>	<b>325</b>



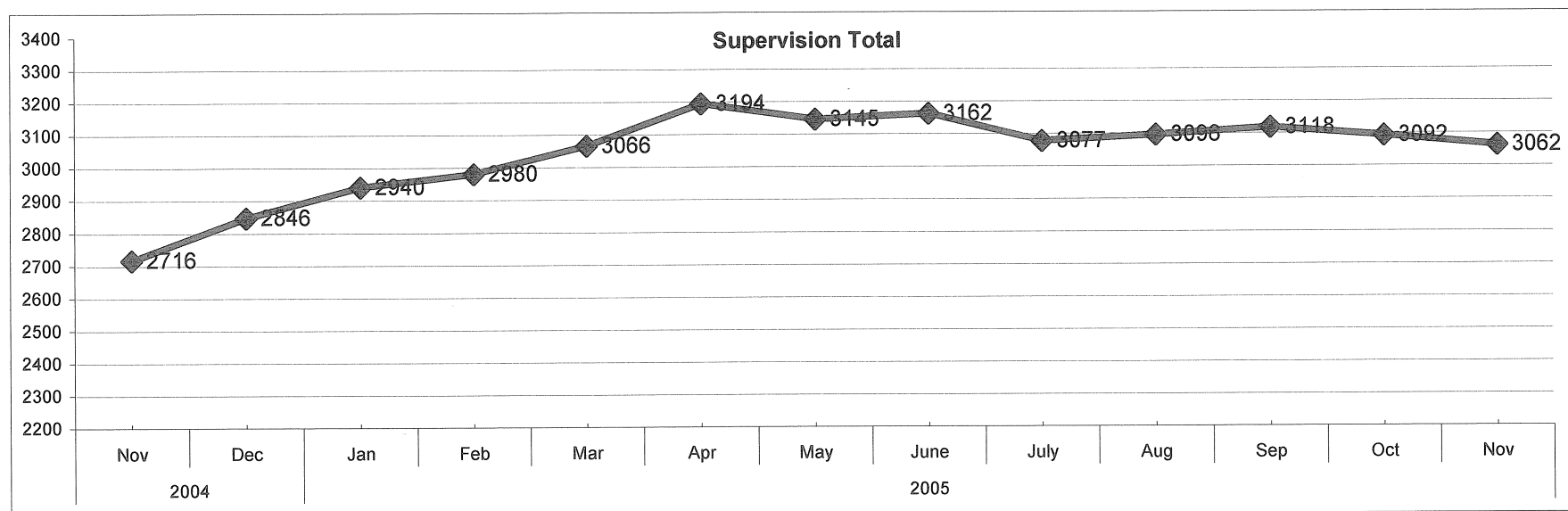
**Parole Granting Rate  
December 2004 - November 2005**

	<b>Full Panel Hearings</b>	<b>Administrative Reviews</b>
<b>December</b>	80%	87%
<b>January</b>	88%	77%
<b>February</b>	84%	84%
<b>March</b>	82%	88%
<b>April</b>	86%	85%
<b>May</b>	87%	86%
<b>June</b>	85%	85%
<b>July</b>	87%	81%
<b>August</b>	84%	84%
<b>September</b>	83%	78%
<b>October</b>	81%	86%
<b>November</b>	80%	85%
<b>Average:</b>	84%	84%

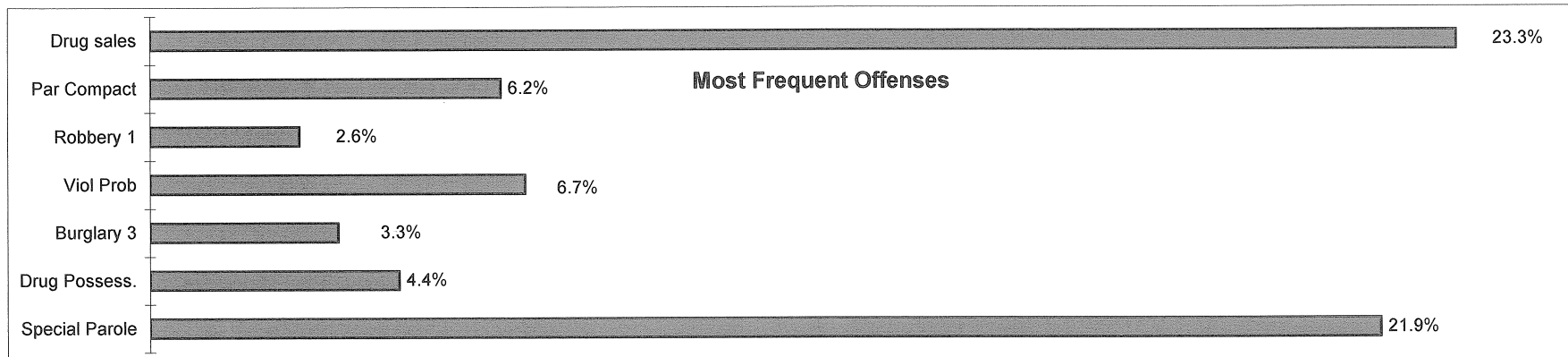



## Connecticut Board of Parole Parole Supervision Caseload November 30, 2005

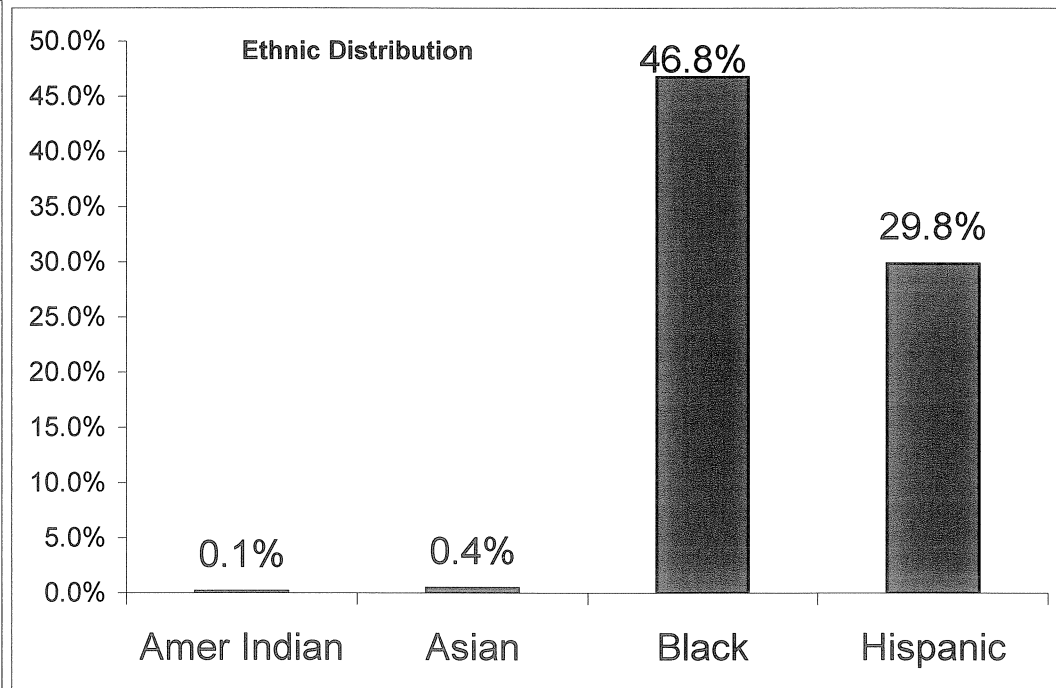
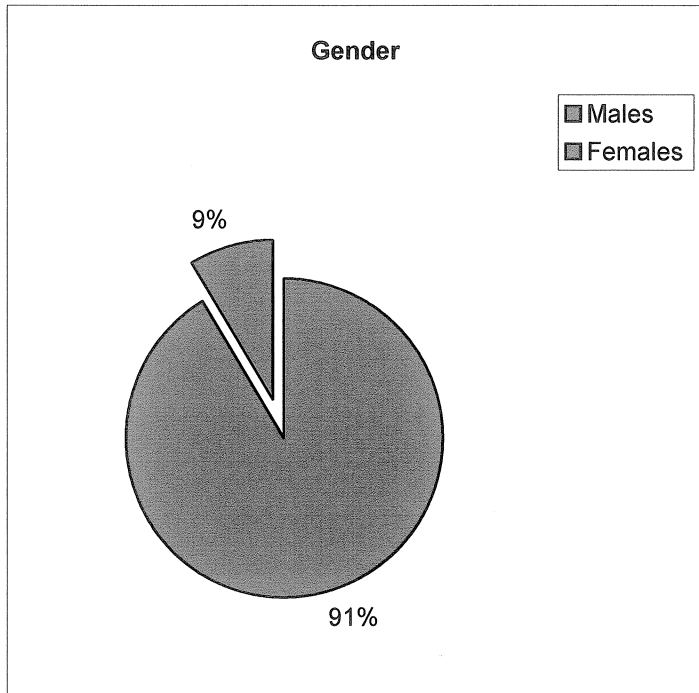
	2004		2005										
	Nov	Dec	Jan	Feb	Mar	Apr	May	June	July	Aug	Sep	Oct	Nov
CT Parolees Supervised in CT	2332	2450	2528	2552	2622	2758	0	2726	2664	2674	2702	2675	2647
Out Of State Parolees Supervised in CT	174	170	183	191	198	201	0	197	170	179	178	182	178
<b>CT Supervision Total:</b>	<b>2506</b>	<b>2620</b>	<b>2711</b>	<b>2743</b>	<b>2820</b>	<b>2959</b>	<b>2902</b>	<b>2923</b>	<b>2834</b>	<b>2853</b>	<b>2880</b>	<b>2857</b>	<b>2825</b>
CT Parolees Supervised Out of State	210	226	229	237	246	235	243	239	243	243	238	235	237
<b>Supervision Total:</b>	<b>2716</b>	<b>2846</b>	<b>2940</b>	<b>2980</b>	<b>3066</b>	<b>3194</b>	<b>3145</b>	<b>3162</b>	<b>3077</b>	<b>3096</b>	<b>3118</b>	<b>3092</b>	<b>3062</b>
Parole Violators Confined	412	465	496	468	524	542	0	394	449	421	390	463	464
<b>GRAND TOTAL</b>	<b>3128</b>	<b>3311</b>	<b>3436</b>	<b>3448</b>	<b>3590</b>	<b>3736</b>	<b>3145</b>	<b>3556</b>	<b>3526</b>	<b>3517</b>	<b>3508</b>	<b>3555</b>	<b>3526</b>



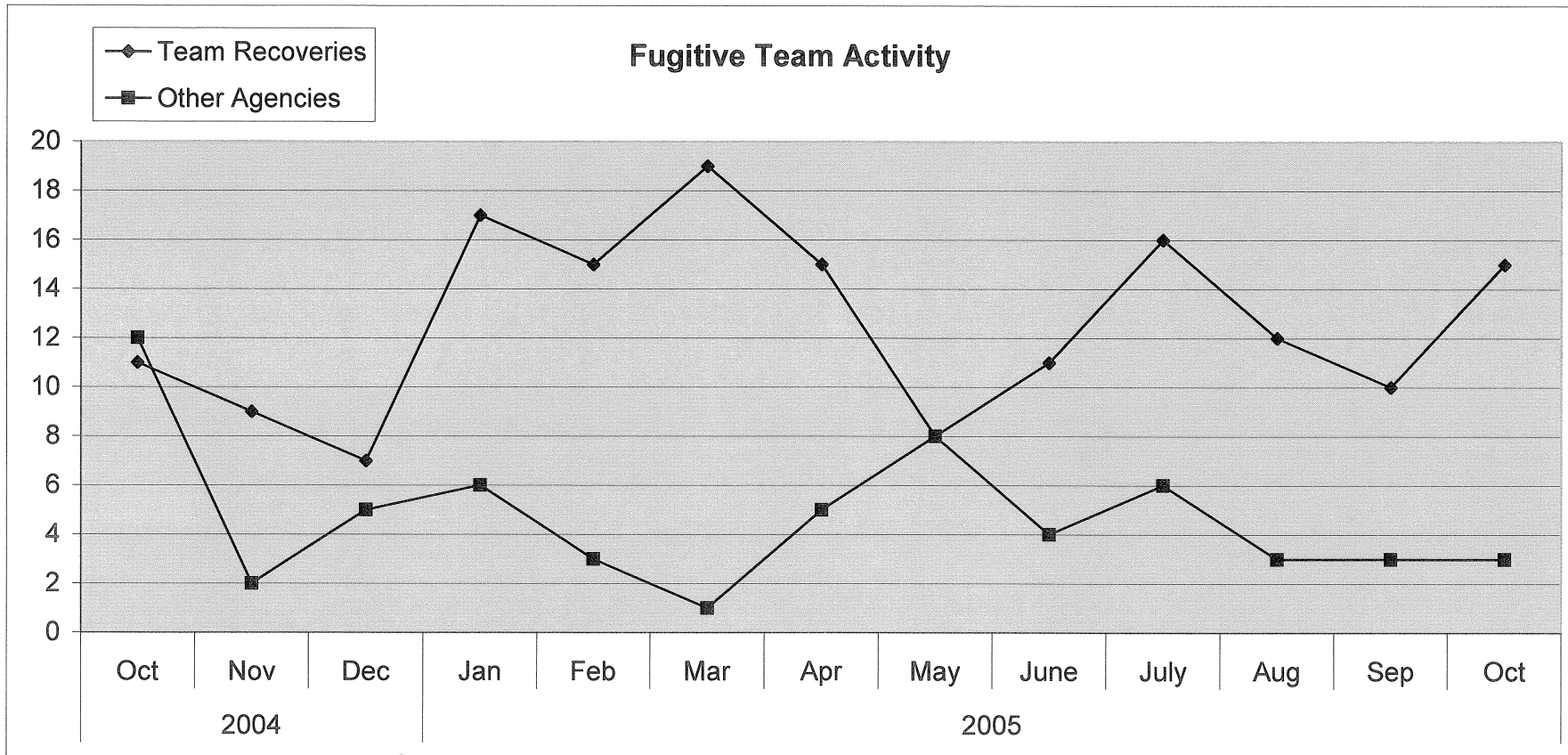
# Connecticut Board of Parole Parole Supervision Caseload November 30, 2005



**Connecticut Board of Parole  
Parole Supervision Caseload  
November 30, 2005**



Connecticut Board of Parole  
Parole Supervision Caseload  
November 30, 2005



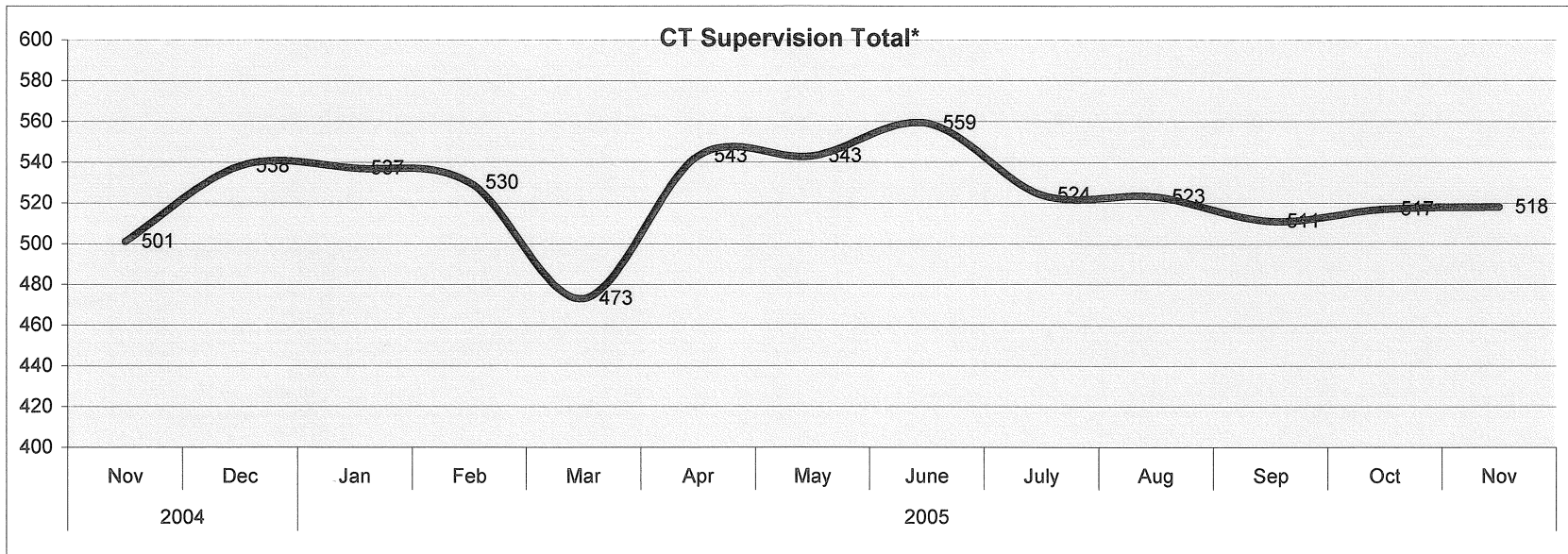
**Connecticut Board of Parole  
Parole Supervision Caseload  
November 30, 2005**

	2004		2005										
	Nov	Dec	Jan	Feb	Mar	Apr	May	June	July	Aug	Sep	Oct	Nov
<b>Number of Parolees Employed:</b>	1964	2066	2081	2050	2097	2224	0	2211	2266	2276	2282	2189	2218
<b>Parolees Unemployable:</b>	308	367	413	459	419	445	0	511	403	368	409	440	416
<b>Proportion Employed:</b>	89%	92%	91%	90%	87%	88%		92%	93%	92%	92%	91%	92%
<b>Number Active in Parole Works:</b>	180	176	201	227	264	238	0	169	153	196	174	174	164
<b># Community Service Hours:</b>	345	18	0	170	411	659	0	149	232	211	145	218	200

## Parole Supervision Caseload November 30, 2005

### Bridgeport District Office Supervision Caseload

	2004		2005										
	Nov	Dec	Jan	Feb	Mar	Apr	May	June	July	Aug	Sep	Oct	Nov
CT Parolees Supervised in CT	470	510	500	492	438	504	504	518	486	490	476	486	486
Out Of State Parolees Supervised in CT	31	28	37	38	35	39	39	41	38	33	35	31	32
<b>CT Supervision Total:</b>	<b>501</b>	<b>538</b>	<b>537</b>	<b>530</b>	<b>473</b>	<b>543</b>	<b>543</b>	<b>559</b>	<b>524</b>	<b>523</b>	<b>511</b>	<b>517</b>	<b>518</b>
<b>Parole Violators Confined</b>	<b>75</b>	<b>77</b>	<b>76</b>	<b>73</b>	<b>65</b>	<b>77</b>	<b>77</b>	<b>76</b>	<b>81</b>	<b>68</b>	<b>53</b>	<b>74</b>	<b>73</b>
<b>GRAND TOTAL</b>	<b>576</b>	<b>615</b>	<b>613</b>	<b>603</b>	<b>538</b>	<b>620</b>	<b>620</b>	<b>635</b>	<b>605</b>	<b>591</b>	<b>564</b>	<b>591</b>	<b>591</b>

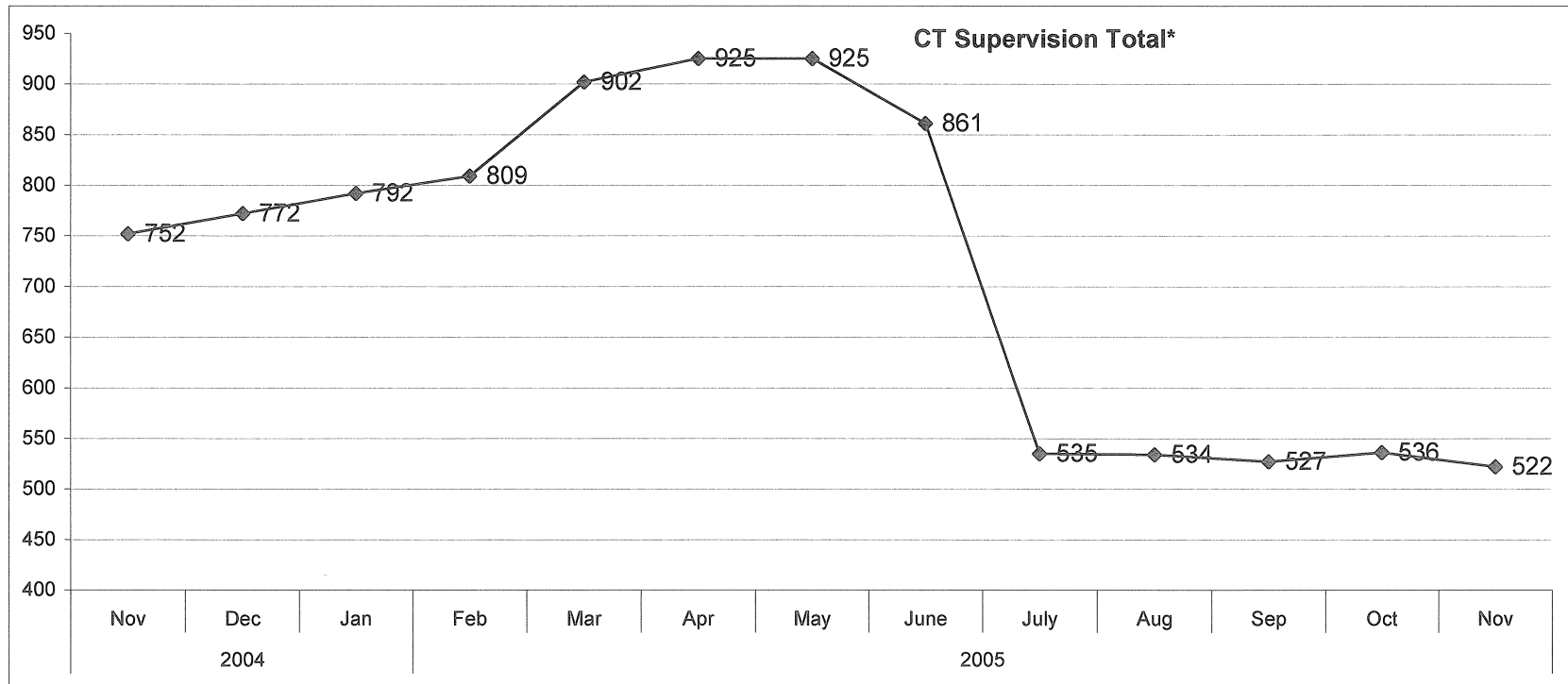


# Parole Supervision Caseload

## November 30, 2005

### Hartford District Office Supervision Caseload

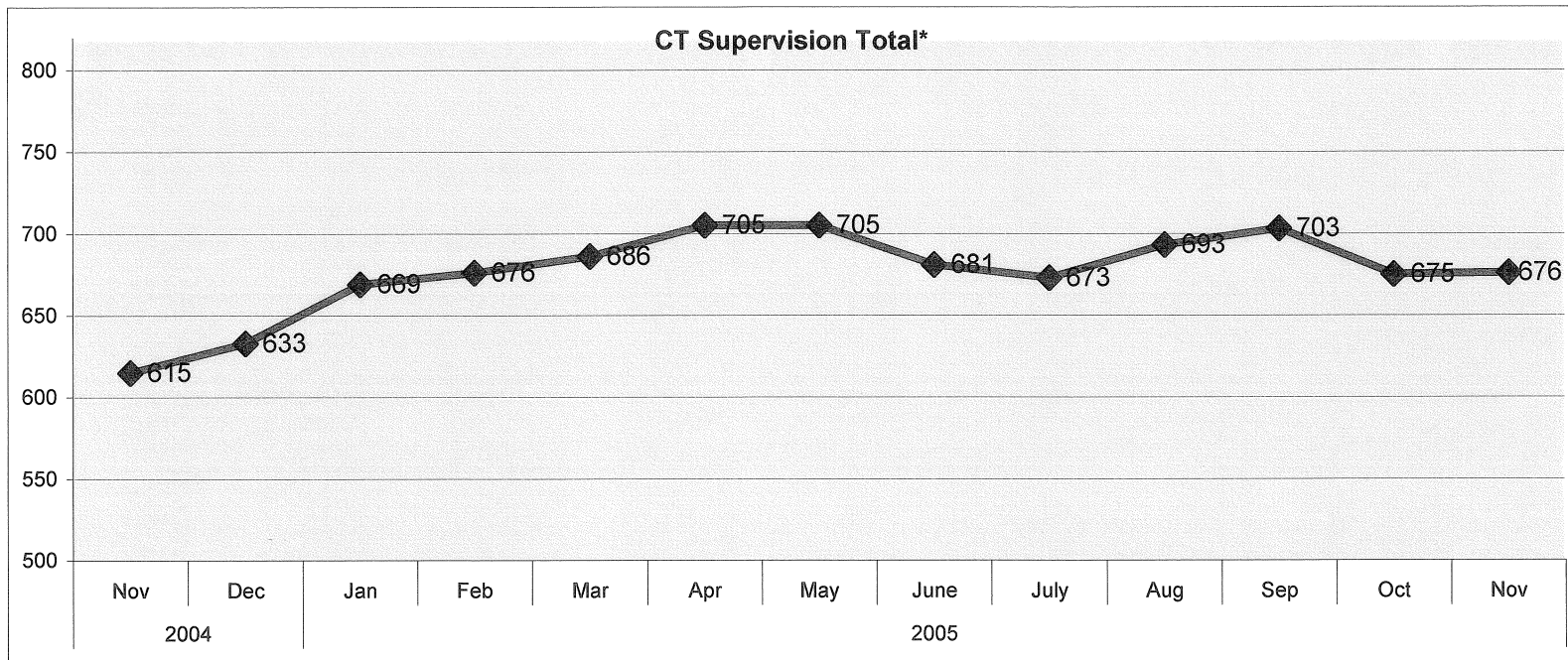
	2004		2005										
	Nov	Dec	Jan	Feb	Mar	Apr	May	June	July	Aug	Sep	Oct	Nov
<b>CT Parolees Supervised in CT</b>	690	708	726	739	831	853	853	799	521	505	499	508	494
<b>Out Of State Parolees Supervised in CT</b>	62	64	66	70	71	72	72	62	14	29	28	28	28
<b>CT Supervision Total:</b>	752	772	792	809	902	925	925	861	535	534	527	536	522
<b>Parole Violators Confined</b>	142	157	163	167	191	191	191	120	74	60	70	67	71
<b>GRAND TOTAL</b>	894	929	955	976	1093	1116	1116	981	609	594	597	603	593



## Parole Supervision Caseload November 30, 2005

### New Haven District Office Supervision Caseload

	2004		2005										
	Nov	Dec	Jan	Feb	Mar	Apr	May	June	July	Aug	Sep	Oct	Nov
<b>CT Parolees Supervised in CT</b>	582	600	636	643	650	673	673	649	641	662	670	642	648
<b>Out Of State Parolees Supervised in CT</b>	33	33	33	33	36	32	32	32	32	31	33	33	28
<b>CT Supervision Total:</b>	615	633	669	676	686	705	705	681	673	693	703	675	676
<b>Parole Violators Confined</b>	121	122	132	128	141	153	153	114	126	124	115	148	136
<b>GRAND TOTAL</b>	736	755	801	804	827	858	858	795	799	817	818	823	812

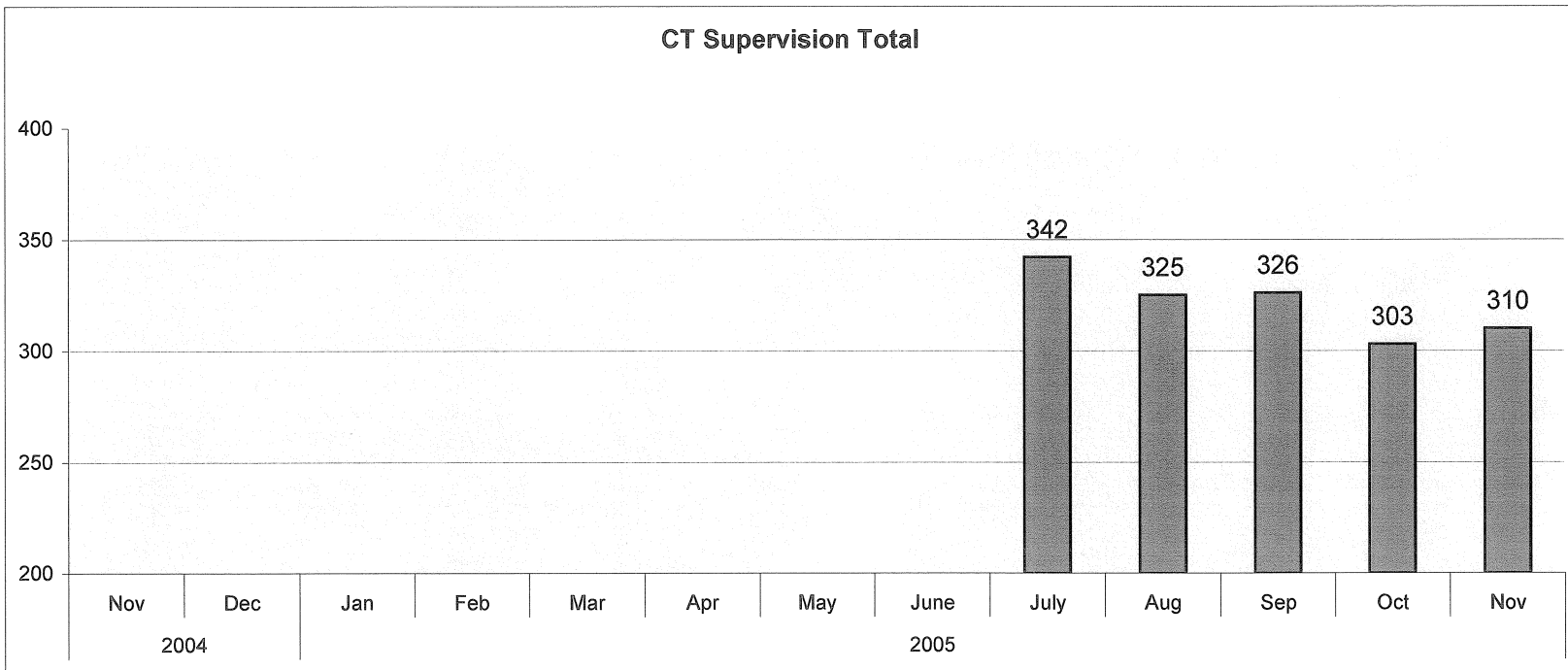




# Parole Supervision Caseload November 30, 2005

## Norwich/New London Caseload

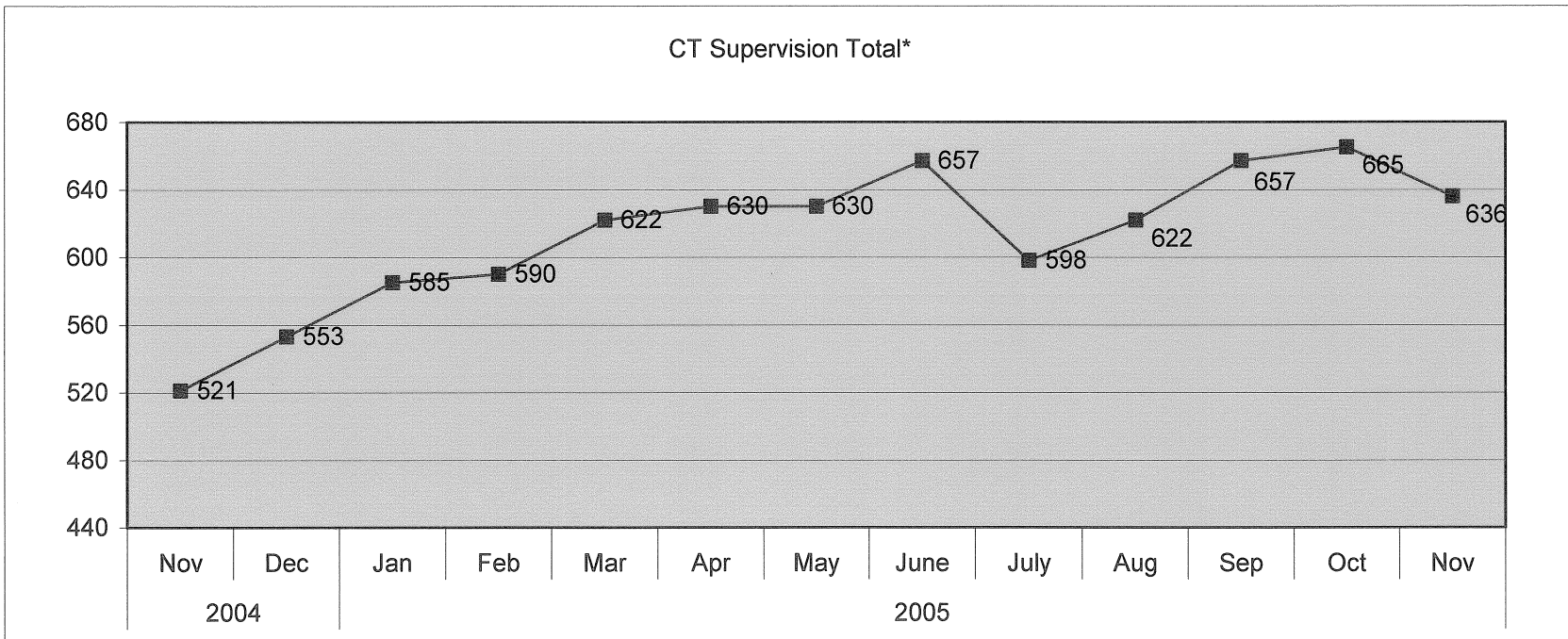
	2004		2005										
	Nov	Dec	Jan	Feb	Mar	Apr	May	Jun	Jul	Aug	Sep	Oct	Nov
CT Parolees Supervised in CT									310	295	305	279	284
Out Of State Parolees Supervised in CT									32	30	21	24	26
<b>CT Supervision Total:</b>									<b>342</b>	<b>325</b>	<b>326</b>	<b>303</b>	<b>310</b>
Parole Violators Confined									64	68	51	67	49
<b>GRAND TOTAL</b>									<b>406</b>	<b>393</b>	<b>377</b>	<b>370</b>	<b>359</b>



## Parole Supervision Caseload November 30, 2005

### Waterbury Caseload

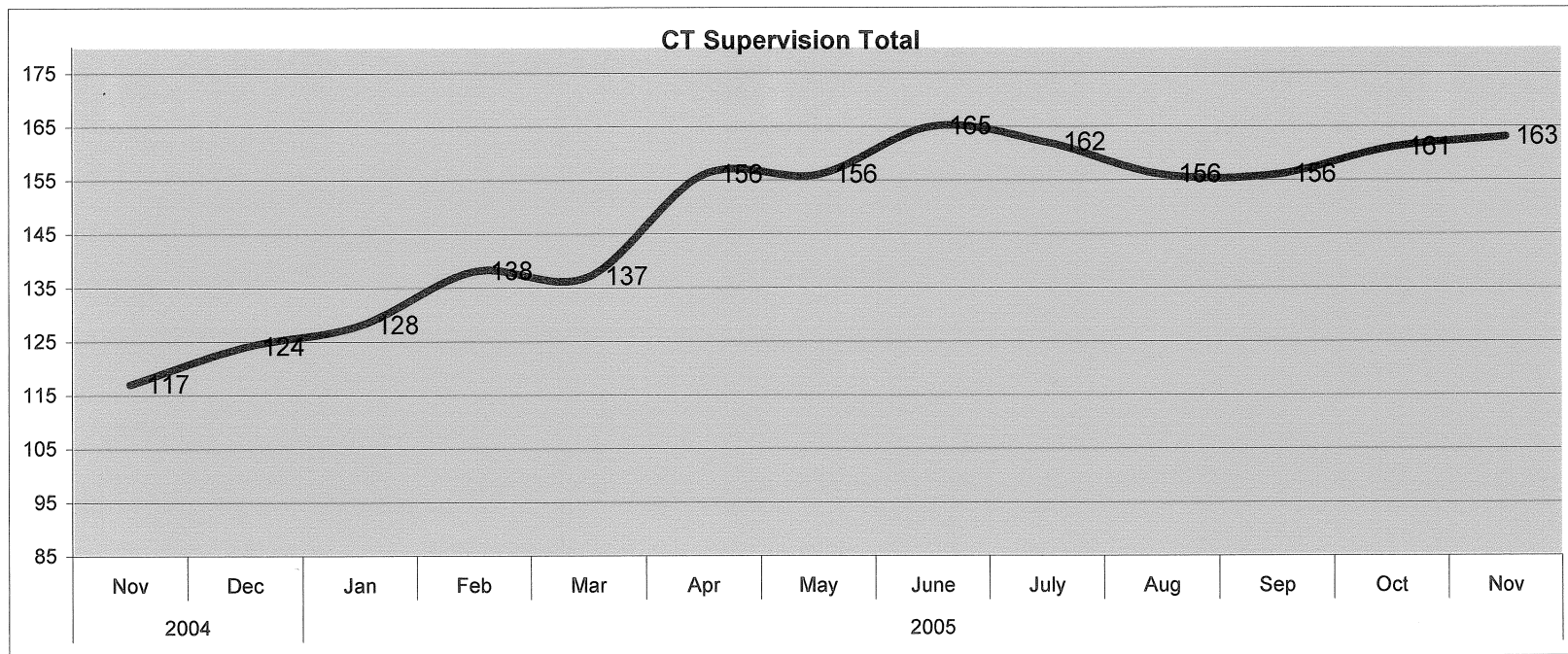
	2004		2005										
	Nov	Dec	Jan	Feb	Mar	Apr	May	June	July	Aug	Sep	Oct	Nov
<b>CT Parolees Supervised in CT</b>	484	519	549	551	578	587	587	609	559	582	612	616	591
<b>Out Of State Parolees Supervised in CT</b>	37	34	36	39	44	43	43	48	39	40	45	49	45
<b>CT Supervision Total:</b>	521	553	585	590	622	630	630	657	598	622	657	665	636
<b>Parole Violators Confined</b>	62	89	102	77	101	93	93	71	79	76	68	77	110
<b>GRAND TOTAL</b>	583	642	687	667	723	723	723	728	677	698	725	742	746



## Parole Supervision Caseload November 30, 2005

### Special Management Supervision Caseload

	2004		2005										
	Nov	Dec	Jan	Feb	Mar	Apr	May	June	July	Aug	Sep	Oct	Nov
<b>CT Parolees Supervised in CT</b>	106	113	117	127	125	141	141	151	147	140	140	144	144
<b>Out Of State Parolees Supervised in CT</b>	11	11	11	11	12	15	15	14	15	16	16	17	19
<b>CT Supervision Total:</b>	117	124	128	138	137	156	156	165	162	156	156	161	163
<b>Parole Violators Confined</b>	12	20	23	23	26	28	28	13	25	25	33	30	25
<b>GRAND TOTAL</b>	129	144	151	161	163	184	184	178	187	181	189	191	188



## *Violation Reports*

*November 1, 2005 - November 30, 2005*

<i>Office</i>	<i>Parole Officer</i>	<i>Absconder</i>	<i>Criminal</i>	<i>Technical</i>	<i>Total</i>
<i>Bridgeport</i>					
	Banas		1		1
	Barry	3			3
	Brown			1	1
	Gessaroli	1			1
	Greene			1	1
	Johnson, R		1		1
	Lloyd		1	1	2
	Mirto	2		1	3
	O'Reilly	1			1
	Office Total	7	3	4	14
<i>Hartford</i>					
	Bedard		2	2	4
	Dawson		1	1	2
	Edwards		2	2	4
	Fernandes	2	2	1	5
	Gaudet	1		4	5
	Lawlor	1			1
	Mills		2	3	5
	Mirto	1			1
	Sullivan	1	1	2	4
	Thurlow	2	2	1	5
	Office Total	8	12	16	36
<i>Interstate Compact</i>					
	Harrison	1		1	2
	Smith		2	1	3
	Office Total	1	2	2	5
<i>New Haven</i>					
	Caruso	1			1

*Tuesday, January 10, 2006*

<i>Office</i>	<i>Parole Officer</i>	<i>Absconder</i>	<i>Criminal</i>	<i>Technical</i>	<i>Total</i>
	Emielita		2		2
	Hogan	1	1	1	3
	Holmes	3	4	1	8
	Kelly		4		4
	Lawlor		2	2	4
	Runlett	1	2		3
	Rutkis		5		5
	Watts	1	10		11
	Office Total	7	30	4	41

*Norwich/NL*

	Duca		2	1	3
	Sprawling		2		2
	Szydlo			2	2
	Office Total		4	3	7

*Special Management*

	Bransford		1		1
	Breed			2	2
	Buster	1	1		2
	Cornacchia	1			1
	Ellison			1	1
	Kendall	1		1	2
	Office Total	3	2	4	9

*Waterbury*

	Byrd	2	2		4
	Cintron	1			1
	Krupa		2		2
	Long	1			1
	McCown	2		1	3
	Romano	2	1	2	5
	Rose		2		2
	Thompson		1		1
	Wood		1	2	3

*Tuesday, January 10, 2006*

<i>Office</i>	<i>Parole Officer</i>	<i>Absconder</i>	<i>Criminal</i>	<i>Technical</i>	<i>Total</i>
	Office Total	8	9	5	22
<i>Grand Total</i>		34	62	38	134

*\* Source: Hearings Division Warrant Requests and Interstate*

## *Violation Reports*

*November 1, 2005 - November 30, 2005*

<i>Office</i>	<i>Parole Officer</i>	<i>Absconder</i>	<i>Criminal</i>	<i>Technical</i>	<i>Total</i>
<i>Bridgeport</i>					
	Banas		1		1
	Barry	3			3
	Brown			1	1
	Gessaroli	1			1
	Greene			1	1
	Johnson, R		1		1
	Lloyd		1	1	2
	Mirto	2		1	3
	O'Reilly	1			1
	Office Total	7	3	4	14
<i>Hartford</i>					
	Bedard		2	2	4
	Dawson		1	1	2
	Edwards		2	2	4
	Fernandes	2	2	1	5
	Gaudet	1		4	5
	Lawlor	1			1
	Mills		2	3	5
	Mirto	1			1
	Sullivan	1	1	2	4
	Thurlow	2	2	1	5
	Office Total	8	12	16	36
<i>Interstate Compact</i>					
	Harrison	1		1	2
	Smith		2	1	3
	Office Total	1	2	2	5
<i>New Haven</i>					
	Caruso	1			1

*Tuesday, January 10, 2006*

<i>Office</i>	<i>Parole Officer</i>	<i>Absconder</i>	<i>Criminal</i>	<i>Technical</i>	<i>Total</i>
	Emielita		2		2
	Hogan	1	1	1	3
	Holmes	3	4	1	8
	Kelly		4		4
	Lawlor		2	2	4
	Runlett	1	2		3
	Rutkis		5		5
	Watts	1	10		11
	Office Total	7	30	4	41
<i>Norwich/NL</i>					
	Duca		2	1	3
	Sprawling		2		2
	Szydlo			2	2
	Office Total		4	3	7
<i>Special Management</i>					
	Bransford		1		1
	Breed			2	2
	Buster	1	1		2
	Cornacchia	1			1
	Ellison			1	1
	Kendall	1		1	2
	Office Total	3	2	4	9
<i>Waterbury</i>					
	Byrd	2	2		4
	Cintron	1			1
	Krupa		2		2
	Long	1			1
	McCown	2		1	3
	Romano	2	1	2	5
	Rose		2		2
	Thompson		1		1
	Wood		1	2	3

---

*Tuesday, January 10, 2006*



<i>Office</i>	<i>Parole Officer</i>	<i>Absconder</i>	<i>Criminal</i>	<i>Technical</i>	<i>Total</i>
	Office Total	8	9	5	22
<i>Grand Total</i>		34	62	38	134

*\* Source: Hearings Division Warrant Requests and Interstate*