


**STATE OF CONNECTICUT**

**Connecticut Parole and Community Services**  
**Monthly Report**



**September 2005**  
*(September 2004 to September 2005)*

Prepared by  
*Jerry Stowell*

FOR  
BOARD OF PARDONS & PAROLES (BOPP)  
AND  
DEPARTMENT OF CORRECTION (DOC)  
Parole and Community Services Division

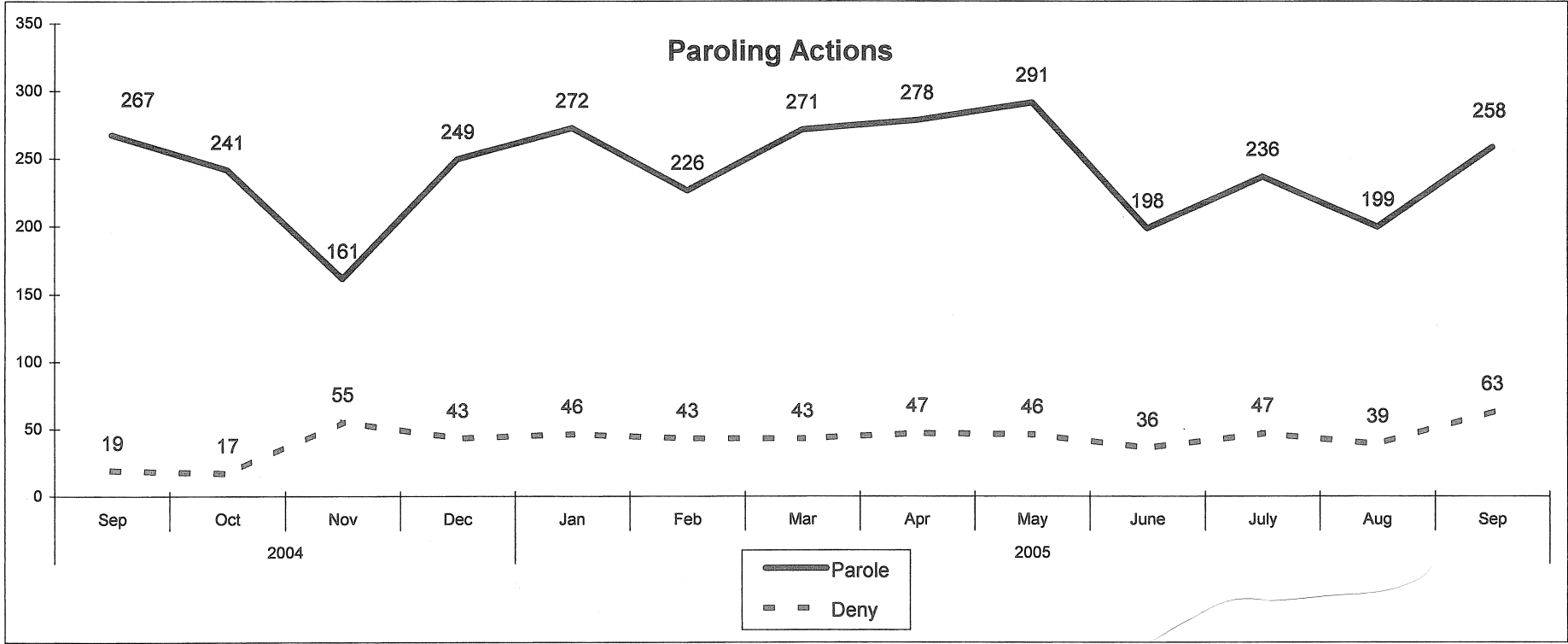
**Correctional Population and Parole Eligibility  
September 30, 2005**

<b>Confined Population</b>	<b>18,522</b>		
(Unsentenced and Special Inmates)	(4,405)	Balance	14,117
(Sentences 2 Years & Less, Cuscom, New Admits)	(4,366)	Balance	9,751
(Parole Ineligible, crime committed)	(772)	Balance	8,979
(SRG Classification)	(217)	Balance	8,762
(Wright Decision Cases)	(383)	Balance	8,379
(Level 5 Classification)	(37)	Balance	8,342
(Chronic Disciplinary Unit Classification)	(37)		
<b>Population Eligible for Parole Consideration</b>	<b>8,305</b>		

**Connecticut Board of Parole  
Hearings Division Monthly Statistics  
September 30, 2005**

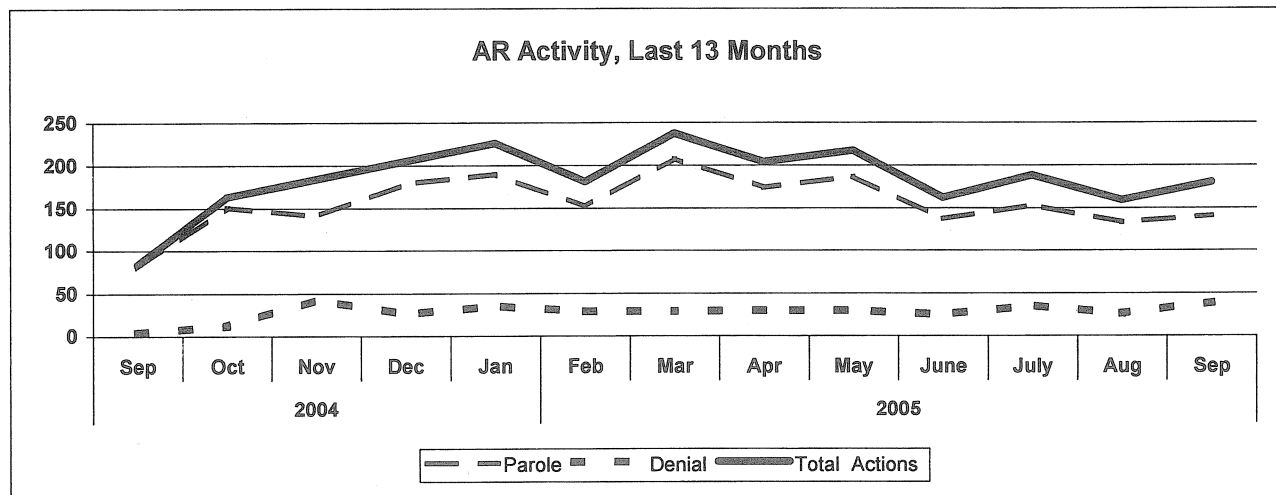
	2004				2005							Aug	Sep	
	Sep	Oct	Nov	Dec	Jan	Feb	Mar	Apr	May	June	July			
<b>Full Panel Actions</b>														
Parole	187	90	20	70	82	74	63	104	104	61	83	66	117	
Deny	15	5	12	17	11	14	14	17	16	11	12	13	24	
Medical Parole	0	0	0	0	0	0	0	0	1	0	0	0	0	
Revoke	24	33	26	26	58	20	20	32	33	43	28	34	31	
Revoke & Reparole	41	41	34	62	69	63	60	62	72	66	58	57	69	
Rescind	1	1	3	3	6	3	2	5	3	3	4	6	4	
Rescind & Reparole	11	11	15	15	12	13	18	17	25	19	21	15	8	
Early Parole Discharge	0	0	0	0	0	0	0	0	0	0	0	0	0	
<b>Total Full Panel Actions</b>	279	181	110	193	238	187	177	237	254	203	206	191	253	
<b>Administrative Review Actions</b>														
Parole	80	151	141	179	190	152	208	174	187	137	153	133	141	
Deny	4	12	43	26	35	29	29	30	30	25	35	26	39	
<b>Total Admin. Review Actions</b>	84	163	184	205	225	181	237	204	217	162	188	159	180	
<b>Staff Actions</b>														
Case Review	121	54	13	11	8	22	26	20	19	16	10	12	3	
Review & Reschedule	188	322	276	410	531	207	352	268	308	287	293	215	253	
Close Interest	20	54	65	148	98	22	60	84	66	70	66	25	27	
<b>Total Actions</b>	692	774	648	967	1100	619	852	813	864	738	763	602	716	
<b>Total Hearing Dates</b>	20	20	15	15	15	15	15	15	15	14	13	15	16	
<b>Parole Grant Rate</b>														
Full Panels	93%	95%	63%	80%	88%	84%	82%	86%	87%	85%	87%	84%	83%	
Administrative Reviews	95%	93%	77%	87%	84%	84%	88%	85%	86%	85%	81%	84%	78%	

**Connecticut Board of Parole  
Hearings Division Monthly Statistics  
September 30, 2005**



**Connecticut Board of Parole  
Hearings Division Monthly Statistics  
Administrative Reviews  
September 30, 2005**

	2004				2005								
	Sep	Oct	Nov	Dec	Jan	Feb	Mar	Apr	May	June	July	Aug	Sep
<b>Parole</b>	80	151	141	179	190	152	208	174	187	137	153	133	141
<b>Denial</b>	4	12	43	26	35	29	29	30	30	25	35	26	39
<b>Medical Parole</b>	0	0	0	0	0	1	0	0	0	0	0	0	0
<b>Total Actions</b>	84	163	184	205	226	181	237	204	217	162	188	159	180



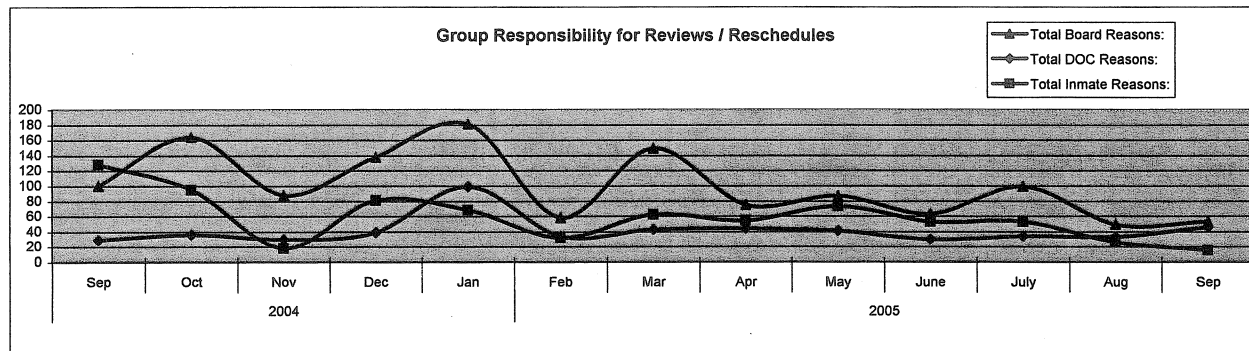
**Connecticut Board of Parole  
Hearings Division Monthly Statistics  
Current Location  
September 30, 2005  
Persons Granted Parole via Administrative Reviews**

**Granting Month**

Location	2004				2005									12 mo. Total
	Sep	Oct	Nov	Dec	Jan	Feb	Mar	Apr	May	June	July	Aug	Sep	
CT Parole Supervision	1	1	5	3	5	5	5	3	3	8	2	2	2	45
Out-of State Parole Supervision	0	0	0	0	1	0	0	0	0	0	0	0	0	1
Abscond from Parole	0	0	0	0	0	0	0	0	0	0	0	0	0	0
Halfway House	1	3	10	4	10	6	11	8	4	16	1	4	5	83
Confined in CT, to be Released	77	147	126	241	174	141	191	161	179	113	150	127	134	1961
Confined, Out of State	0	0	0	0	0	0	0	0	0	0	0	0	0	0
Furlough	0	0	0	1	0	0	0	0	0	0	0	0	0	1
Escaped, Prior to Release	0	0	0	0	0	0	0	0	0	0	0	0	0	0
Reconfined	0	0	0	0	0	0	0	0	0	0	0	0	0	0
TS	0	0	0	0	0	0	0	0	0	0	0	0	0	0
Discharged	0	0	0	0	0	0	0	0	1	0	0	0	0	1
Virginia	1	0	0	0	0	0	0	0	0	0	0	0	0	1
Medical Hospital	0	0	0	0	1	0	1	0	0	0	0	0	0	2
<b>Total</b>	<b>80</b>	<b>151</b>	<b>141</b>	<b>249</b>	<b>191</b>	<b>152</b>	<b>208</b>	<b>172</b>	<b>187</b>	<b>137</b>	<b>153</b>	<b>133</b>	<b>141</b>	<b>2095</b>

**Connecticut Board of Parole  
Types of Review and Rescheduling Activities  
September 2005**

	2004	2005											
	Sep	Oct	Nov	Dec	Jan	Feb	Mar	Apr	May	June	July	Aug	Sep
<b><u>Inmate-Related Reasons:</u></b>													
<b><u>Regular Hearings</u></b>													
In Seg/Punitive Seg	1	0	0	2	1	0	0	0	4	0	0	0	2
Inmate's Request	0	0	0	0	0	0	0	0	0	0	0	0	0
Pending Charges	1	7	1	36	32	3	17	15	24	15	20	6	4
Pending DR	0	0	0	0	0	0	1	0	0	0	0	0	0
SRG Affiliation	0	0	0	0	2	1	4	0	2	1	2	0	2
Pending Waiver	0	0	0	0	0	0	0	0	0	0	0	0	0
85% Status	3	32	1	30	22	5	13	18	21	19	21	5	2
Case Review	121	54	13	11	8	22	26	20	19	16	10	12	3
<b><u>Revocation Hearings:</u></b>													
Attorney	0	0	0	0	0	0	0	0	0	0	0	0	0
Pending Charges	2	2	3	2	3	1	1	1	3	2	0	3	2
<b>Total Inmate Reasons:</b>	<b>128</b>	<b>95</b>	<b>18</b>	<b>81</b>	<b>68</b>	<b>32</b>	<b>62</b>	<b>54</b>	<b>73</b>	<b>53</b>	<b>53</b>	<b>26</b>	<b>15</b>
<b><u>DOC-Related Reasons</u></b>													
<b><u>Regular Hearings</u></b>													
Transportation	16	27	29	29	66	20	27	34	32	20	23	22	35
Awaiting MH Evaluation	13	9	1	10	33	14	16	10	9	10	11	11	11
<b>Total DOC Reasons:</b>	<b>29</b>	<b>36</b>	<b>30</b>	<b>39</b>	<b>99</b>	<b>34</b>	<b>43</b>	<b>44</b>	<b>41</b>	<b>30</b>	<b>34</b>	<b>33</b>	<b>46</b>
<b><u>Board-Related Reasons</u></b>													
<b><u>Regular Hearings</u></b>													
Additional Info	63	55	60	94	90	28	52	32	33	38	46	28	38
Additional Offense Info	14	9	3	20	22	8	24	23	32	9	22	17	13
Hearing Cancelled	20	82	25	3	7	16	54	1	0	0	0	0	0
Ineligible-PE date	0	0	0	0	0	0	0	0	0	0	0	0	0
No Parole Package	0	0	0	0	0	0	0	0	0	0	0	0	0
Awaiting Sex Offender Eval	0	0	0	0	0	0	1	0	0	0	0	0	0
Other	3	18	0	21	62	6	18	19	22	16	31	4	2
<b>Total Board Reasons:</b>	<b>100</b>	<b>164</b>	<b>88</b>	<b>138</b>	<b>181</b>	<b>58</b>	<b>149</b>	<b>75</b>	<b>87</b>	<b>63</b>	<b>99</b>	<b>49</b>	<b>53</b>
<b>All Reasons:</b>	<b>257</b>	<b>295</b>	<b>136</b>	<b>258</b>	<b>348</b>	<b>124</b>	<b>254</b>	<b>173</b>	<b>201</b>	<b>146</b>	<b>186</b>	<b>108</b>	<b>114</b>



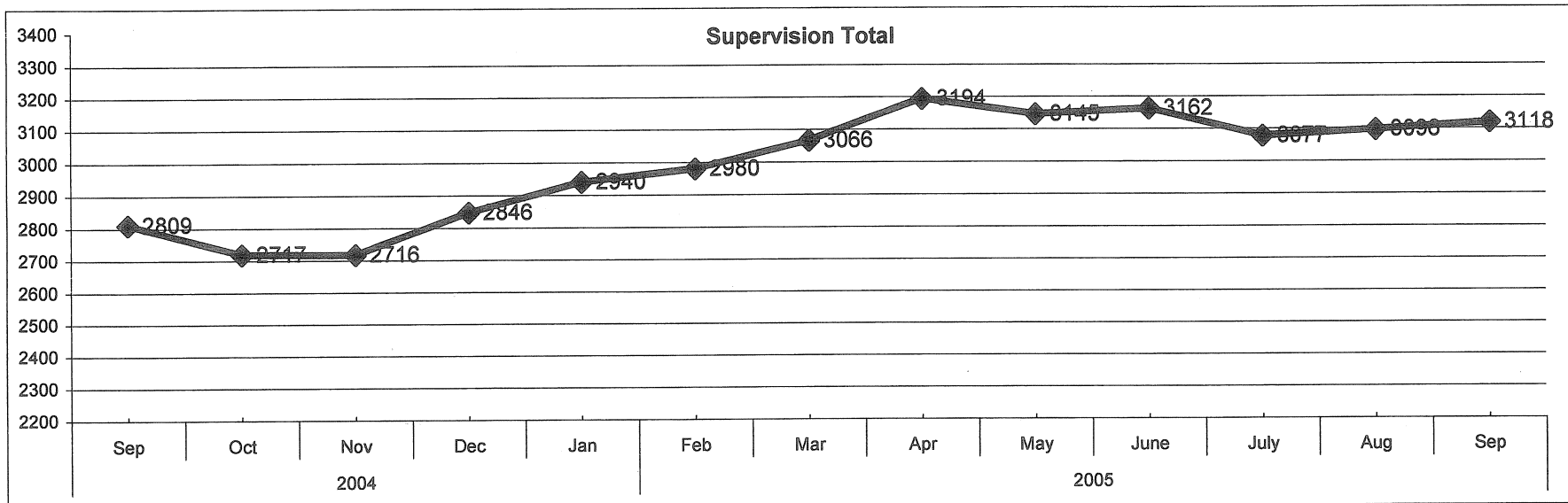
**Parole Granting Rate  
October 2004 - September 2005**

	<b>Full Panel Hearings</b>	<b>Administrative Reviews</b>
<b>October</b>	97%	93%
<b>November</b>	63%	77%
<b>December</b>	80%	87%
<b>January</b>	88%	84%
<b>February</b>	84%	84%
<b>March</b>	86%	87%
<b>April</b>	86%	85%
<b>May</b>	87%	86%
<b>June</b>	85%	85%
<b>July</b>	87%	81%
<b>August</b>	84%	84%
<b>September</b>	83%	78%
<b>Average:</b>	84%	84%

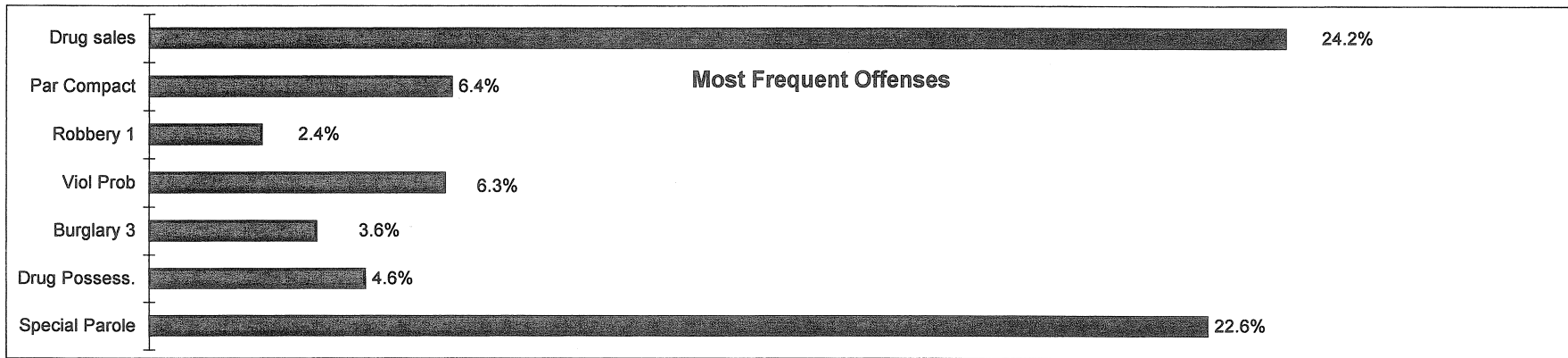
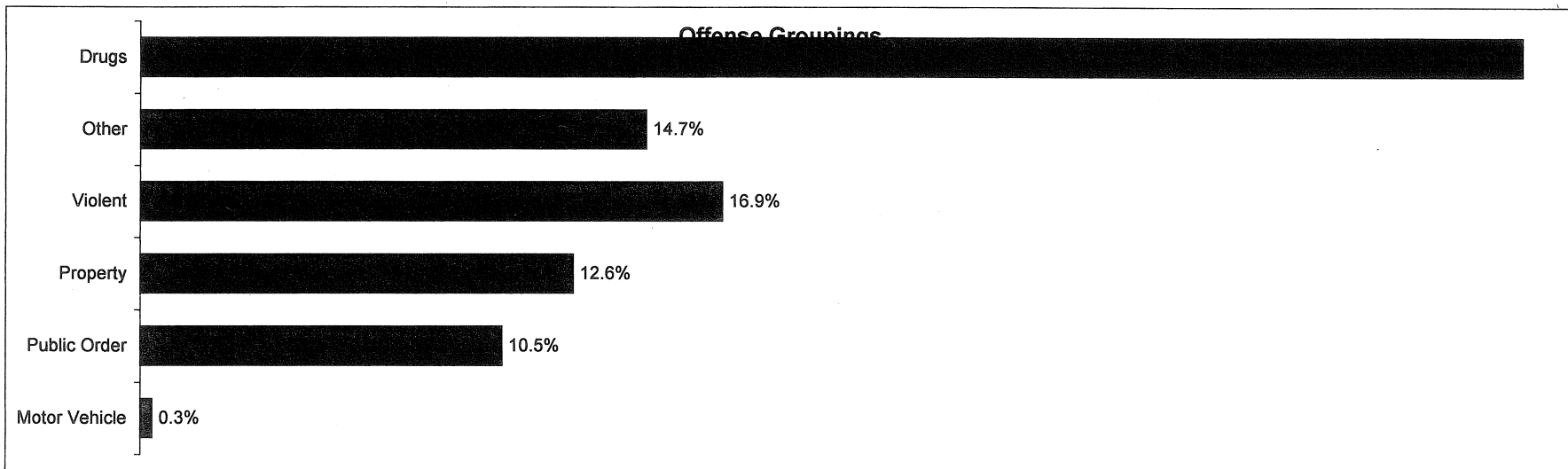


## Connecticut Board of Parole Parole Supervision Caseload September 30, 2005

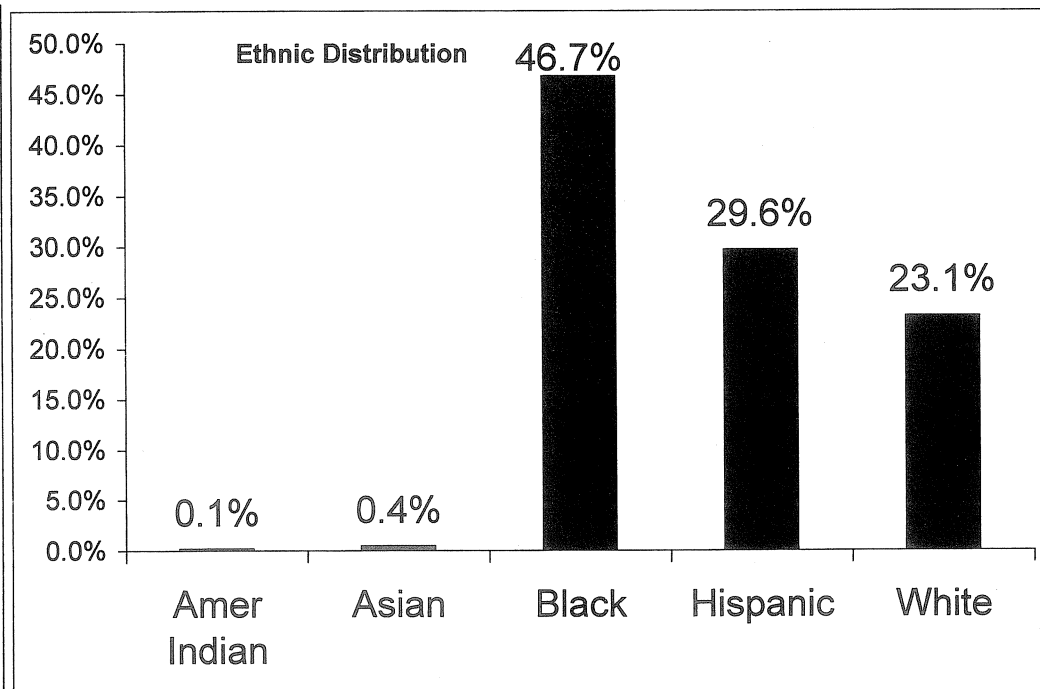
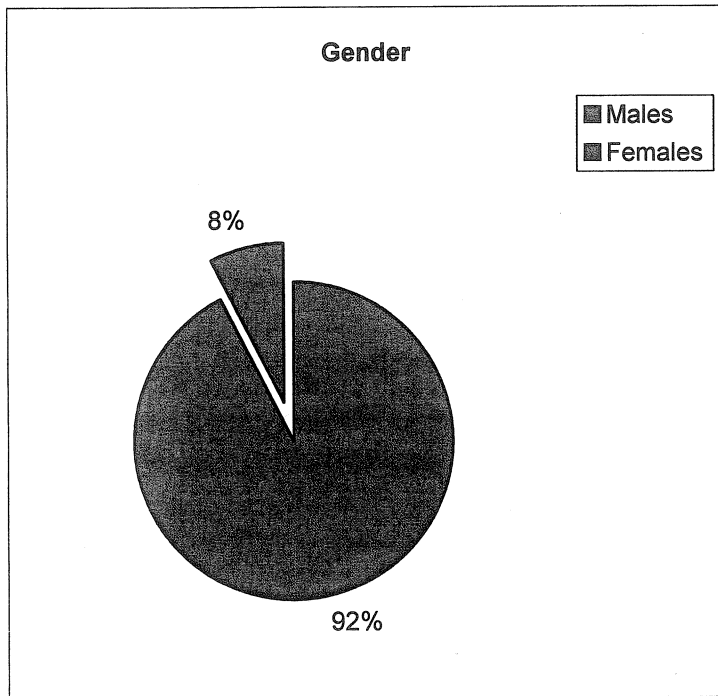
	2004					2005							
	Sep	Oct	Nov	Dec	Jan	Feb	Mar	Apr	May	June	July	Aug	Sep
<b>CT Parolees Supervised in CT</b>	2398	2345	2332	2450	2528	2552	2622	2758	0	2726	2664	2674	2702
<b>Out Of State Parolees Supervised in CT</b>	195	166	174	170	183	191	198	201	0	197	170	179	178
<b>CT Supervision Total:</b>	2593	2511	2506	2620	2711	2743	2820	2959	2902	2923	2834	2853	2880
<b>CT Parolees Supervised Out of State</b>	216	206	210	226	229	237	246	235	243	239	243	243	238
<b>Supervision Total:</b>	2809	2717	2716	2846	2940	2980	3066	3194	3145	3162	3077	3096	3118
<b>Parole Violators Confined</b>	419	406	412	465	496	468	524	542	0	394	449	421	390
<b>GRAND TOTAL</b>	3228	3123	3128	3311	3436	3448	3590	3736	3145	3556	3526	3517	3508



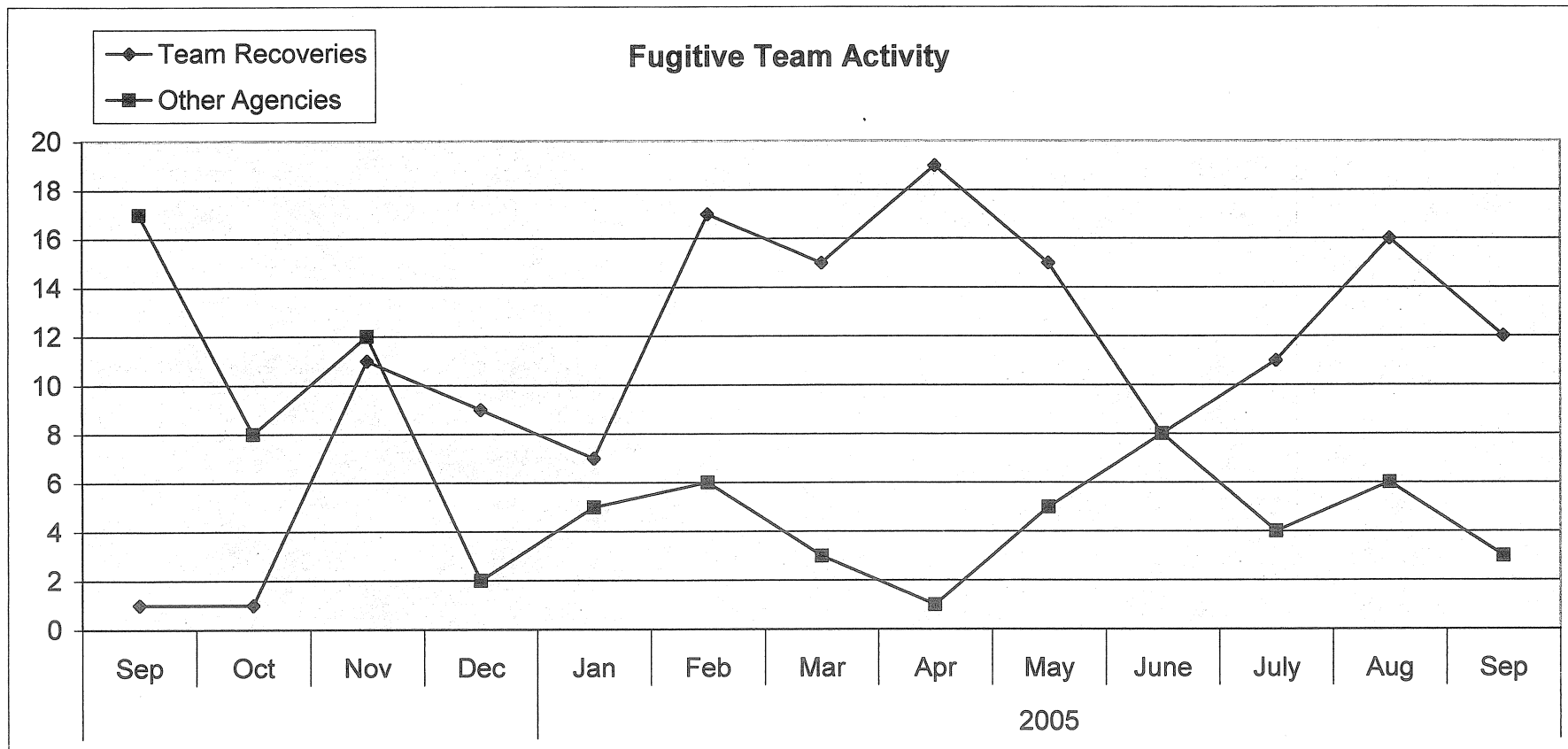
# Connecticut Board of Parole Parole Supervision Caseload September 30, 2005



**Connecticut Board of Parole  
Parole Supervision Caseload  
September 30, 2005**



Connecticut Board of Parole  
Parole Supervision Caseload  
September 30, 2005



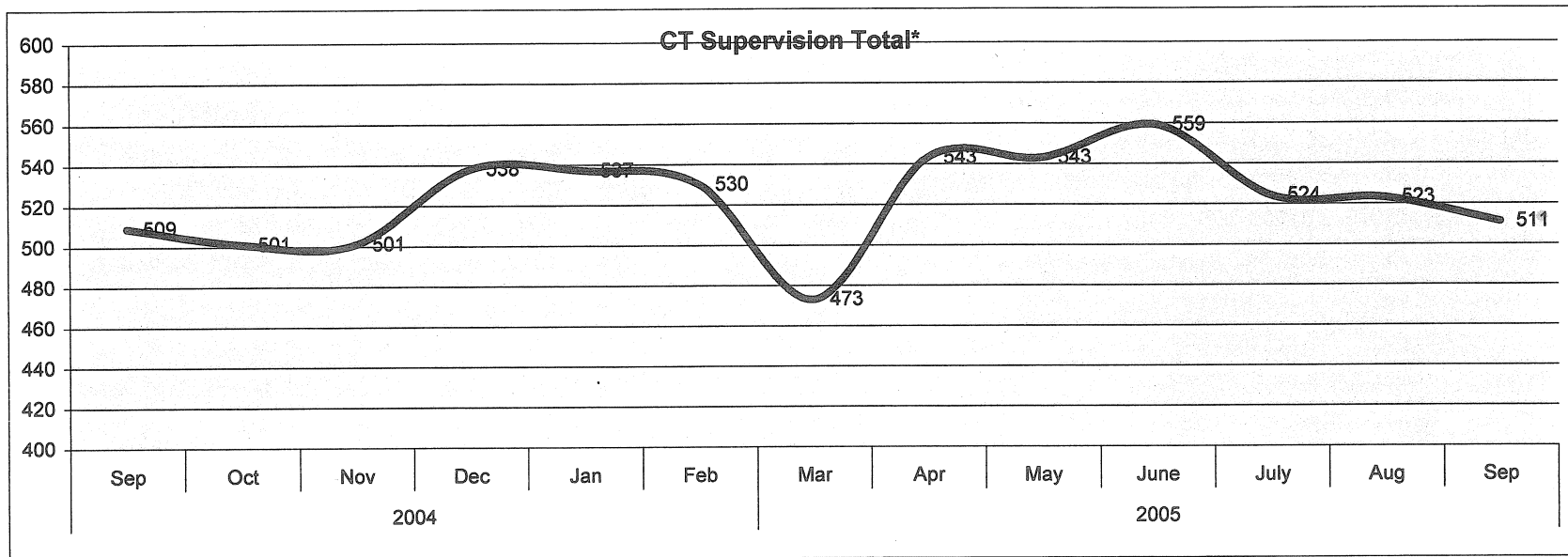
**Connecticut Board of Parole  
Parole Supervision Caseload  
September 30, 2005**

	2004					2005							
	Sep	Oct	Nov	Dec	Jan	Feb	Mar	Apr	May	June	July	Aug	Sep
<b>Number of Parolees Employed:</b>	2054	2023	1964	2066	2081	2050	2097	2224	0	2211	2266	2276	2282
<b>Parolees Unemployable:</b>	291	306	308	367	413	459	419	445	0	511	403	368	409
<b>Proportion Employed:</b>	89%	92%	89%	92%	91%	90%	87%	88%		92%	93%	92%	92%
<b>Number Active in Parole Works:</b>	207	177	180	176	201	227	264	238	0	169	153	196	174
<b># Community Service Hours:</b>	678	485	345	18	0	170	411	659	0	149	232	211	145

## Parole Supervision Caseload September 30, 2005

### Bridgeport District Office Supervision Caseload

	2004					2005							
	Sep	Oct	Nov	Dec	Jan	Feb	Mar	Apr	May	June	July	Aug	Sep
CT Parolees Supervised in CT	477	472	470	510	500	492	438	504	504	518	486	490	476
Out Of State Parolees Supervised in CT	32	29	31	28	37	38	35	39	39	41	38	33	35
<b>CT Supervision Total:</b>	<b>509</b>	<b>501</b>	<b>501</b>	<b>538</b>	<b>537</b>	<b>530</b>	<b>473</b>	<b>543</b>	<b>543</b>	<b>559</b>	<b>524</b>	<b>523</b>	<b>511</b>
Parole Violators Confined	68	72	75	77	76	73	65	77	77	76	81	68	53
<b>GRAND TOTAL</b>	<b>577</b>	<b>573</b>	<b>576</b>	<b>615</b>	<b>613</b>	<b>603</b>	<b>538</b>	<b>620</b>	<b>620</b>	<b>635</b>	<b>605</b>	<b>591</b>	<b>564</b>

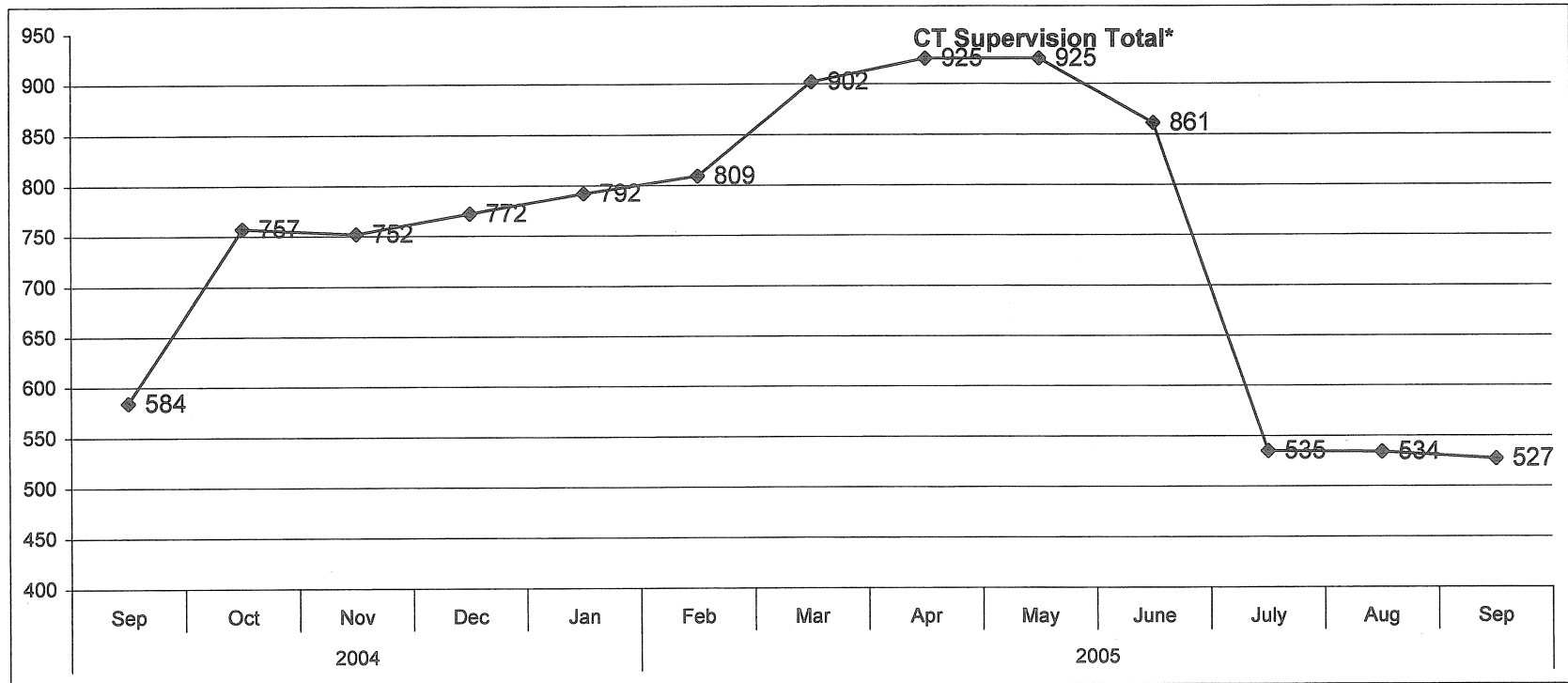


# Parole Supervision Caseload

## September 30, 2005

### Hartford District Office Supervision Caseload

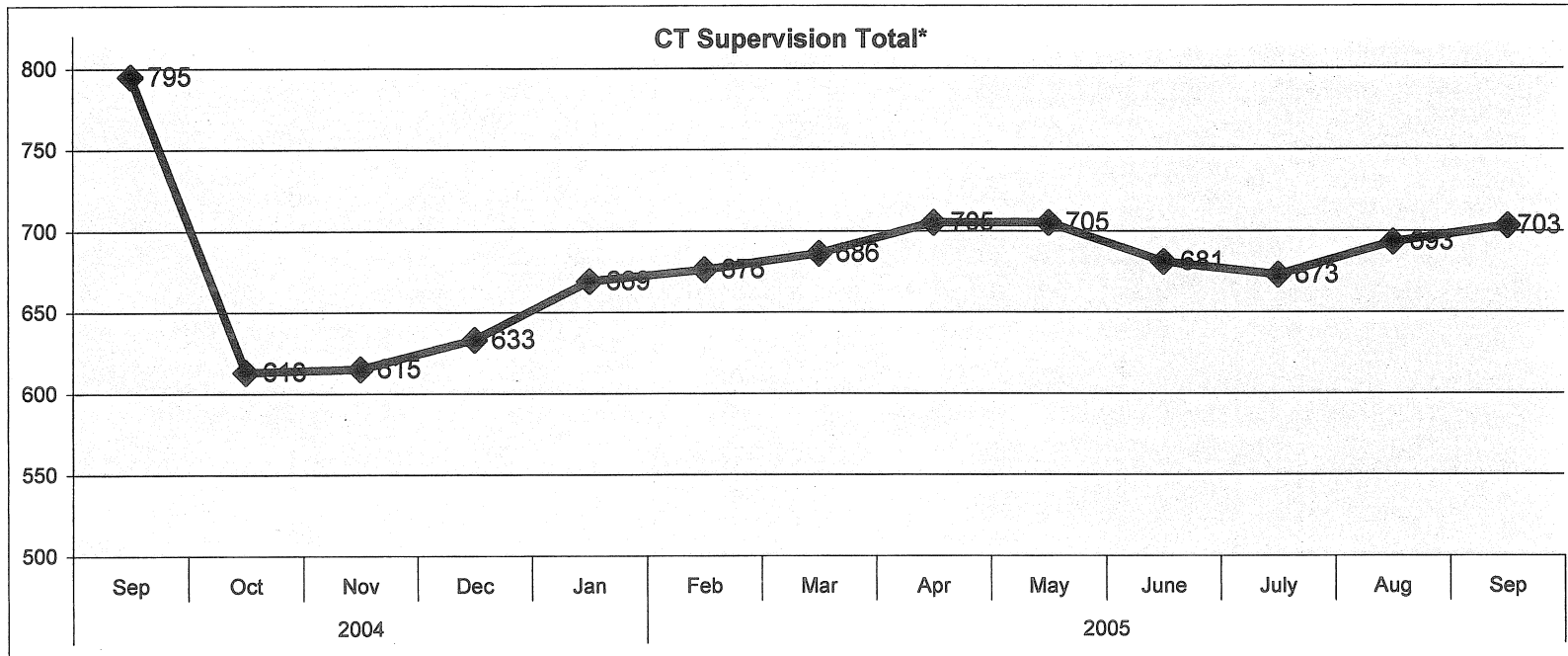
	2004				2005								
	Sep	Oct	Nov	Dec	Jan	Feb	Mar	Apr	May	June	July	Aug	Sep
<b>CT Parolees Supervised in CT</b>	531	698	690	708	726	739	831	853	853	799	521	505	499
<b>Out Of State Parolees Supervised in CT</b>	53	59	62	64	66	70	71	72	72	62	14	29	28
<b>CT Supervision Total:</b>	584	757	752	772	792	809	902	925	925	861	535	534	527
<b>Parole Violators Confined</b>	102	146	142	157	163	167	191	191	191	120	74	60	70
<b>GRAND TOTAL</b>	686	903	894	929	955	976	1093	1116	1116	981	609	594	597



## Parole Supervision Caseload September 30, 2005

### New Haven District Office Supervision Caseload

	2004				2005								
	Sep	Oct	Nov	Dec	Jan	Feb	Mar	Apr	May	June	July	Aug	Sep
<b>CT Parolees Supervised in CT</b>	736	583	582	600	636	643	650	673	673	649	641	662	670
<b>Out Of State Parolees Supervised in CT</b>	59	30	33	33	33	33	36	32	32	32	32	31	33
<b>CT Supervision Total:</b>	795	613	615	633	669	676	686	705	705	681	673	693	703
<b>Parole Violators Confined</b>	146	113	121	122	132	128	141	153	153	114	126	124	115
<b>GRAND TOTAL</b>	941	726	736	755	801	804	827	858	858	795	799	817	818






# Parole Supervision Caseload September 30, 2005

## Norwich/New London Caseload

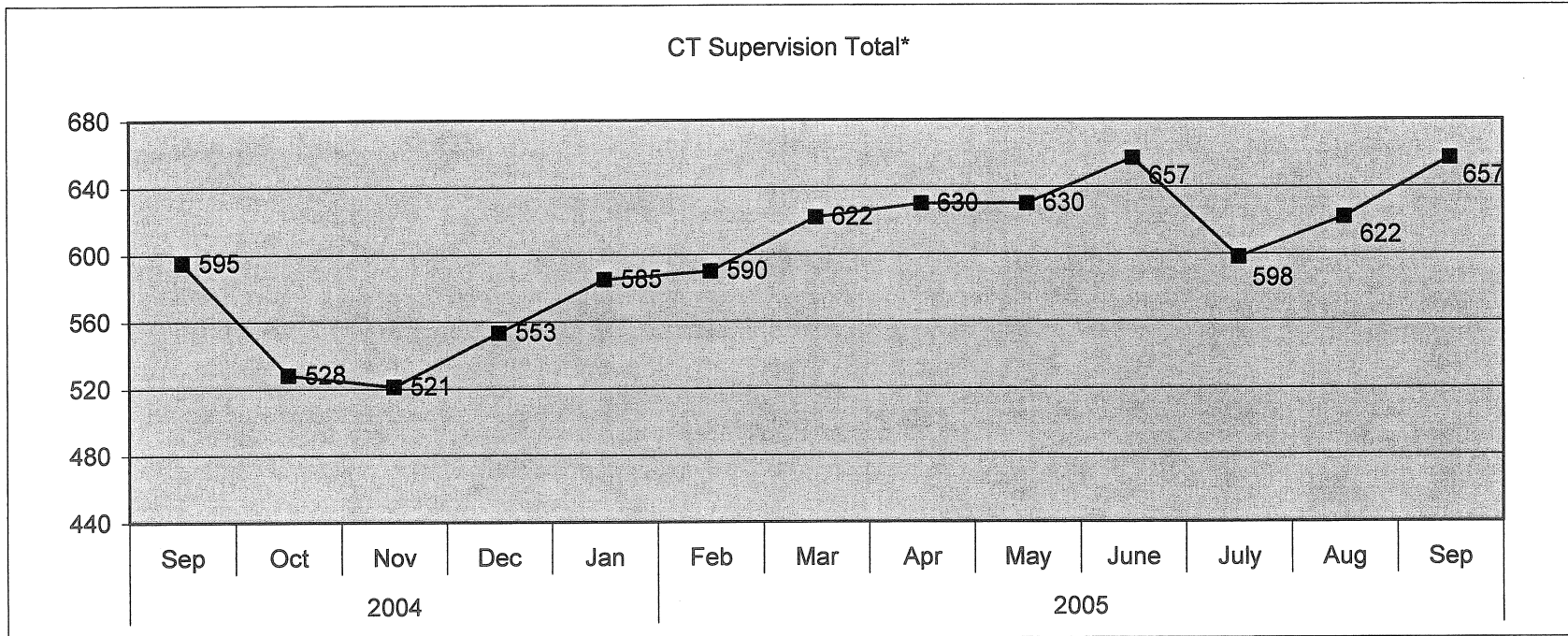
	2004				2005								
	Sep	Oct	Nov	Dec	Jan	Feb	Mar	Apr	May	Jun	Jul	Aug	Sep
CT Parolees Supervised in CT											310	295	305
Out Of State Parolees Supervised in CT											32	30	21
CT Supervision Total:											342	325	326
Parole Violators Confined											64	68	51
GRAND TOTAL											406	393	377



# Parole Supervision Caseload September 30, 2005

## Waterbury Caseload

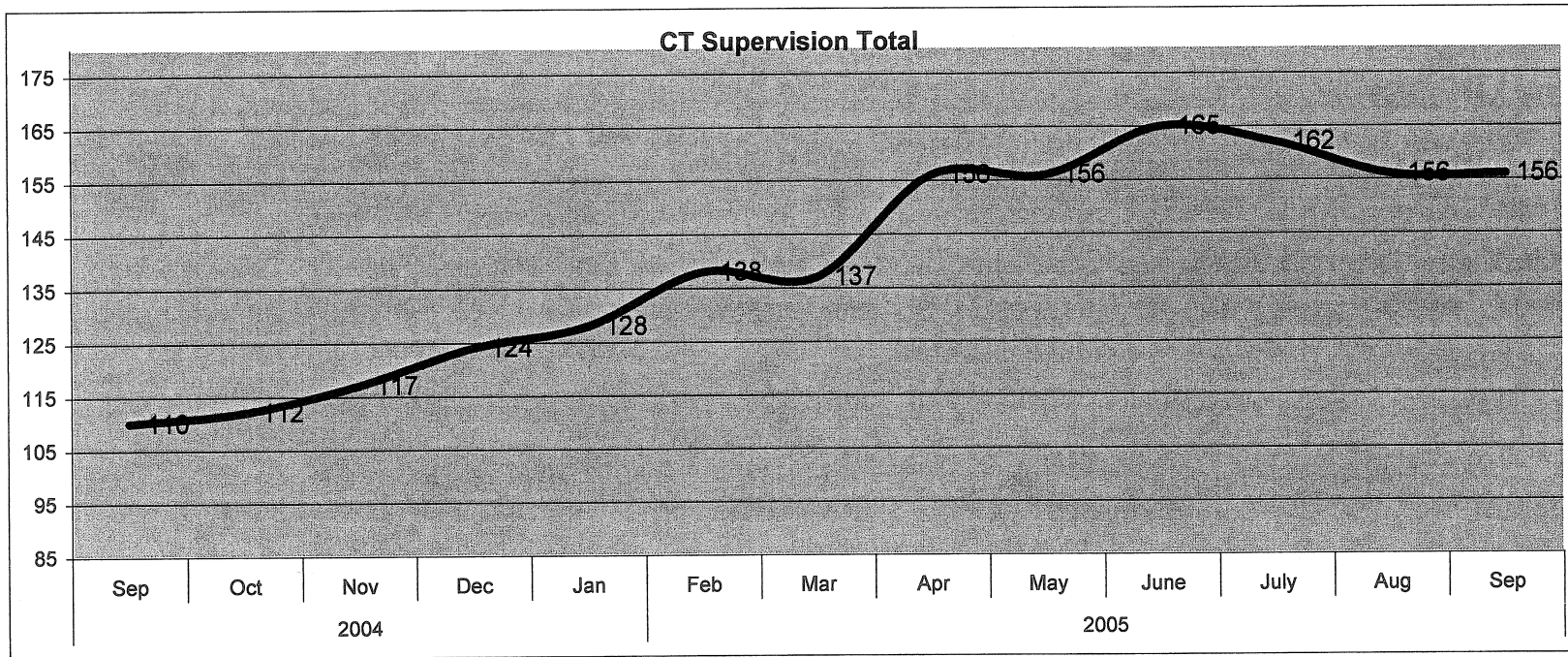
	2004				2005								
	Sep	Oct	Nov	Dec	Jan	Feb	Mar	Apr	May	June	July	Aug	Sep
<b>CT Parolees Supervised in CT</b>	555	492	484	519	549	551	578	587	587	609	559	582	612
<b>Out Of State Parolees Supervised in CT</b>	40	36	37	34	36	39	44	43	43	48	39	40	45
<b>CT Supervision Total:</b>	595	528	521	553	585	590	622	630	630	657	598	622	657
<b>Parole Violators Confined</b>	88	64	62	89	102	77	101	93	93	71	79	76	68
<b>GRAND TOTAL</b>	683	592	583	642	687	667	723	723	723	728	677	698	725



## Parole Supervision Caseload September 30, 2005

### Special Management Supervision Caseload

	2004				2005								
	Sep	Oct	Nov	Dec	Jan	Feb	Mar	Apr	May	June	July	Aug	Sep
<b>CT Parolees Supervised in CT</b>	99	100	106	113	117	127	125	141	141	151	147	140	140
<b>Out Of State Parolees Supervised in CT</b>	11	12	11	11	11	11	12	15	15	14	15	16	16
<b>CT Supervision Total:</b>	110	112	117	124	128	138	137	156	156	165	162	156	156
<b>Parole Violators Confined</b>	15	11	12	20	23	23	26	28	28	13	25	25	33
<b>GRAND TOTAL</b>	125	123	129	144	151	161	163	184	184	178	187	181	189



## *Violation Reports*

*September 1, 2005 - September 30, 2005*

<i>Office</i>	<i>Parole Officer</i>	<i>Absconder</i>	<i>Criminal</i>	<i>Technical</i>	<i>Total</i>
<i>Bridgeport</i>					
	Anderson, M			1	1
	Banas		1	2	3
	Brown		1		1
	Cintron	1			1
	Gessaroli		3	1	4
	Greene		1		1
	Lloyd		4	3	7
	Mirto		2	1	3
	O'Reilly		1		1
	Office Total	1	13	8	22
<i>Hartford</i>					
	Bedard	2		1	3
	Edwards		1	1	2
	Fernandes		3	2	5
	Gaudet		1		1
	Sullivan		2	2	4
	Thurlow		2		2
	Office Total	2	9	6	17
<i>Interstate Compact</i>					
	Smith	1			1
	Office Total	1			1
<i>New Haven</i>					
	Caruso		2		2
	DeLucia		7		7
	Emielita		2	1	3
	Hogan		4	1	5
	Holmes		1		1
	Kelly		1	1	2

*Monday, October 31, 2005*

<i>Office</i>	<i>Parole Officer</i>	<i>Absconder</i>	<i>Criminal</i>	<i>Technical</i>	<i>Total</i>
King			1	1	2
Lawlor		1	1	1	3
Runlett				1	1
Rutkis				3	3
Office Total		1	19	9	29

*Norwich/NL*

Duca				2	2
Fleming				2	2
Nelson			1		1
Szydlo			1	1	2
Office Total			2	5	7

*Special Management*

Buster		2		2	4
Cornacchia			1		1
Ellison			1	2	3
Office Total		2	2	4	8

*Waterbury*

Byrd			1	1	2
Cintron		2		1	3
Krupa			4		4
Long		1		2	3
McCown			1	1	2
Romano			3		3
Rose			2	2	4
Thompson			1	1	2
Viscomi			2		2
Wood			3	1	4
Office Total		3	17	9	29

*Monday, October 31, 2005*

<i>Office</i>	<i>Parole Officer</i>	<i>Absconder</i>	<i>Criminal</i>	<i>Technical</i>	<i>Total</i>
<i>Grand Total</i>		10	62	41	113

*\* Source: Hearings Division Warrant Requests and Interstate Reports*

*Monday, October 31, 2005*