


# STATE OF CONNECTICUT

## Connecticut Parole and Community Services Monthly Report



**May 2005**

*(May 2004 to May 2005)*

Prepared by  
*Jerry Stowell*

FOR  
BOARD OF PARDONS & PAROLES (BOPP)  
AND  
DEPARTMENT OF CORRECTION (DOC)  
Parole and Community Services Division

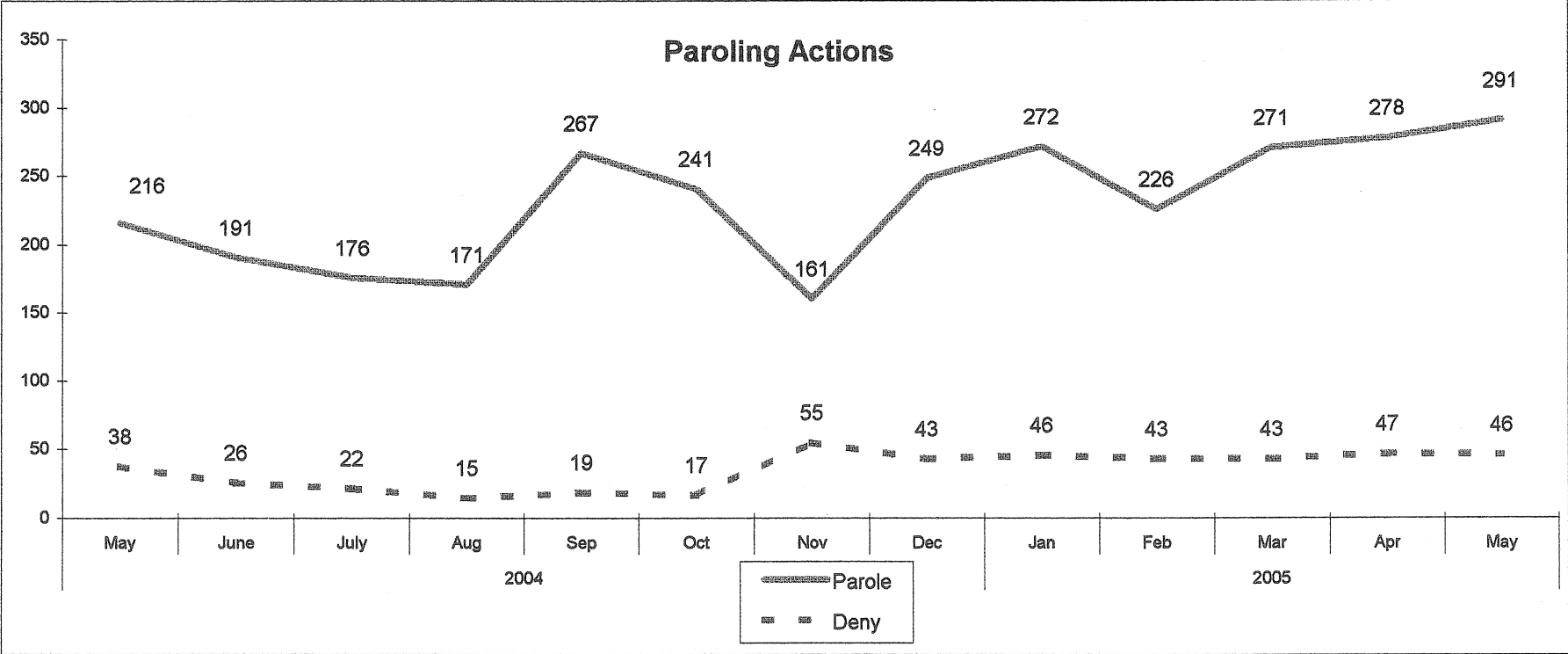
**Correctional Population and Parole Eligibility  
May 31, 2005**

<b>Confined Population</b>	<b>18,100</b>		
(Unsentenced and Special Inmates)	(4,113)	Balance	13,987
(Sentences 2 Years & Less, Cuscom, New Admits)	(4,273)	Balance	9,714
(Parole Ineligible, crime committed)	(768)	Balance	8,946
(SRG Classification)	(240)	Balance	8,706
(Wright Decision Cases)	(388)	Balance	8,318
(Level 5 Classification)	(32)	Balance	8,286
(Chronic Disciplinary Unit Classification)	(49)		
<b>Population Eligible for Parole Consideration</b>	<b>8,237</b>		

**Connecticut Board of Parole  
Hearings Division Monthly Statistics  
May 31, 2005**

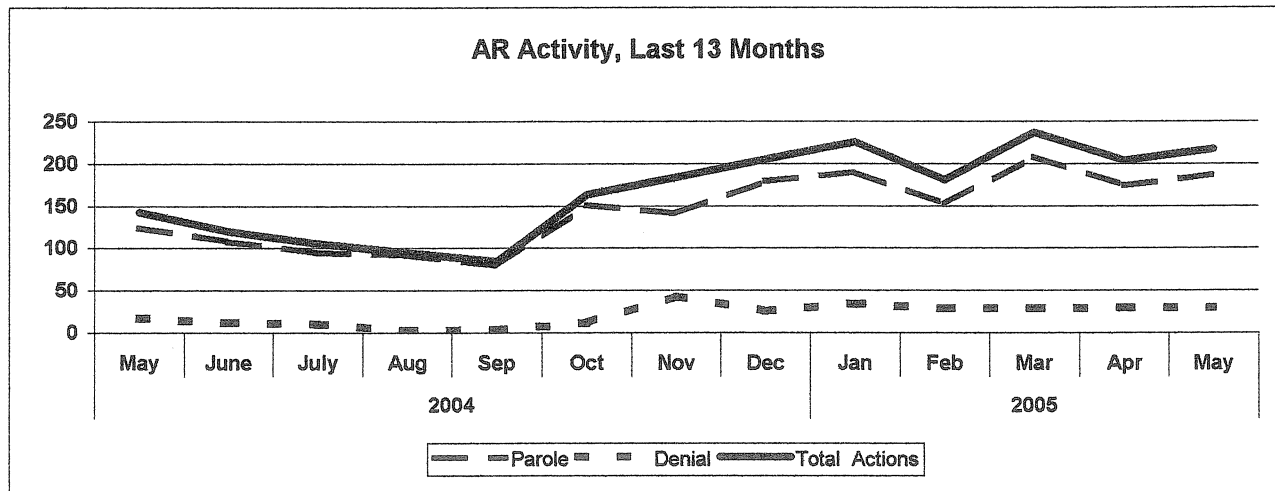
	2004					2005								12 Mo.
	May	June	July	Aug	Sep	Oct	Nov	Dec	Jan	Feb	Mar	Apr	May	Totals
<b>Full Panel Actions</b>														
Parole	91	83	81	79	187	90	20	70	82	74	63	104	104	1037
Deny	20	14	11	12	15	5	12	17	11	14	14	17	16	158
Medical Parole	0	0	0	0	0	0	0	0	0	0	0	0	1	1
Revoke	32	29	18	39	24	33	26	26	58	20	20	32	33	358
Revoke & Reparole	44	51	42	59	41	41	34	62	69	63	60	62	72	656
Rescind	4	3	3	2	1	1	3	3	6	3	2	5	3	35
Rescind & Reparole	10	8	12	7	11	11	15	15	12	13	18	17	25	164
Early Parole Discharge	0	0	0	0	0	0	0	0	0	0	0	0	0	0
<b>Total Full Panel Actions</b>	201	188	167	198	279	181	110	193	238	187	177	237	254	2409
<b>Administrative Review Actions</b>														
Parole	125	108	95	92	80	151	141	179	190	152	208	174	187	1757
Deny	18	12	11	3	4	12	43	26	35	29	29	30	30	264
<b>Total Admin. Review Actions</b>	143	120	106	95	84	163	184	205	225	181	237	204	217	2021
<b>Staff Actions</b>														
Case Review	16	12	11	24	121	54	13	11	8	22	26	20	19	341
Review & Reschedule	250	222	121	177	188	322	276	410	531	207	352	268	308	3382
Close Interest	105	19	22	68	20	54	65	148	98	22	60	84	66	726
<b>Total Actions</b>	715	561	427	562	692	774	648	967	1100	619	852	813	864	8879
<b>Total Hearing Dates</b>	17	19	22	19	20	20	15	15	15	15	15	15	15	205
<b>Parole Grant Rate</b>														
Full Panels	82%	86%	88%	87%	93%	95%	63%	80%	88%	84%	82%	86%	87%	87%
Administrative Reviews	87%	90%	90%	97%	95%	93%	77%	87%	84%	84%	88%	85%	86%	87%

**Connecticut Board of Parole  
Hearings Division Monthly Statistics  
May 31, 2005**



**Connecticut Board of Parole  
Hearings Division Monthly Statistics  
Administrative Reviews  
May 31, 2005**

	2004					2005							
	May	June	July	Aug	Sep	Oct	Nov	Dec	Jan	Feb	Mar	Apr	May
<b>Parole</b>	125	108	95	92	80	151	141	179	190	152	208	174	187
<b>Denial</b>	18	12	11	3	4	12	43	26	35	29	29	30	30
<b>Medical Parole</b>	0	0	0	0	0	0	0	0	0	1	0	0	0
<b>Total Actions</b>	143	120	106	95	84	163	184	205	226	181	237	204	217



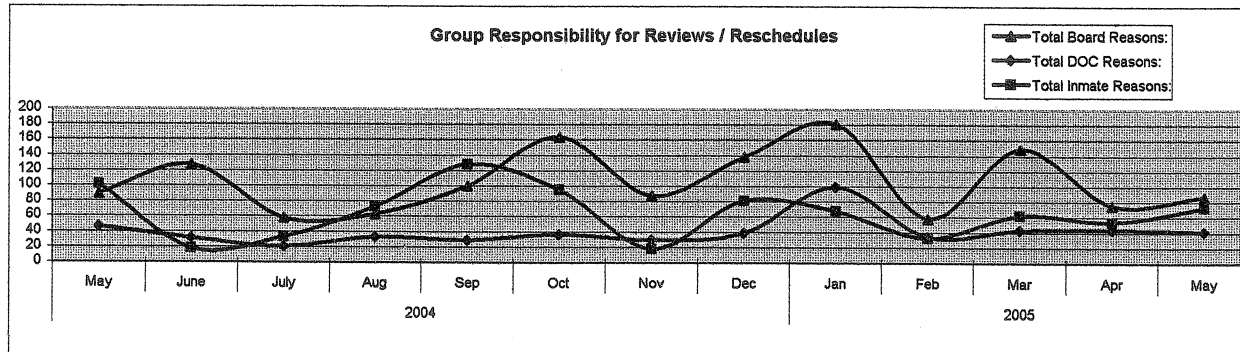
**Connecticut Board of Parole  
Hearings Division Monthly Statistics  
Current Location  
May 31, 2005  
Persons Granted Parole via Administrative Reviews**

**Granting Month**

Location	2004					2005								12 mo. Total
	May	June	July	Aug	Sep	Oct	Nov	Dec	Jan	Feb	Mar	Apr	May	
CT Parole Supervision	4	1	6	0	1	1	5	3	5	5	5	3	3	38
Out-of State Parole Supervision	0	0	0	0	0	0	0	0	1	0	0	0	0	1
Abscond from Parole	0	0	0	0	0	0	0	0	0	0	0	0	0	0
Halfway House	11	0	5	2	1	3	10	4	10	6	11	8	4	64
Confined in CT, to be Released	110	107	77	89	77	147	126	241	174	141	191	161	179	1710
Confined, Out of State	0	0	0	0	0	0	0	0	0	0	0	0	0	0
Furlough	0	0	0	0	0	0	0	1	0	0	0	0	0	1
Escaped, Prior to Release	0	0	2	0	0	0	0	0	0	0	0	0	0	2
Reconfined	0	0	0	0	0	0	0	0	0	0	0	0	0	0
TS	0	0	0	0	0	0	0	0	0	0	0	0	0	0
Discharged	0	0	0	0	0	0	0	0	0	0	0	0	1	1
Virginia	0	0	5	1	1	0	0	0	0	0	0	0	0	7
Medical Hospital	0	0	0	0	0	0	0	0	1	0	1	0	0	2
<b>Total</b>	<b>125</b>	<b>108</b>	<b>95</b>	<b>92</b>	<b>80</b>	<b>151</b>	<b>141</b>	<b>249</b>	<b>191</b>	<b>152</b>	<b>208</b>	<b>172</b>	<b>187</b>	<b>1826</b>

**Connecticut Board of Parole  
Types of Review and Rescheduling Activities  
May 2005**

	2004					2005							
	May	June	July	Aug	Sep	Oct	Nov	Dec	Jan	Feb	Mar	Apr	May
<b><u>Inmate-Related Reasons:</u></b>													
<b><u>Regular Hearings</u></b>													
In Seg/Punitive Seg	3	1	4	3	1	0	0	2	1	0	0	0	4
Inmate's Request	0	0	3	2	0	0	0	0	0	0	0	0	0
Pending Charges	27	2	1	15	1	7	1	36	32	3	17	15	24
Pending DR	0	0	0	0	0	0	0	0	0	0	1	0	0
SRG Affiliation	26	2	0	8	0	0	0	0	2	1	4	0	2
Pending Waiver	0	0	0	0	0	0	0	0	0	0	0	0	0
85% Status	21	0	6	16	3	32	1	30	22	5	13	18	21
Case Review	16	12	11	24	121	54	13	11	8	22	26	20	19
<b><u>Revocation Hearings:</u></b>													
Attorney	3	0	0	0	0	0	0	0	0	0	0	0	0
Pending Charges	6	1	8	5	2	2	3	2	3	1	1	1	3
<b>Total Inmate Reasons:</b>	<b>102</b>	<b>18</b>	<b>33</b>	<b>73</b>	<b>128</b>	<b>95</b>	<b>18</b>	<b>81</b>	<b>68</b>	<b>32</b>	<b>62</b>	<b>54</b>	<b>73</b>
<b><u>DOC-Related Reasons</u></b>													
<b><u>Regular Hearings</u></b>													
Transportation	30	19	15	21	16	27	29	29	66	20	27	34	32
Awaiting MH Evaluation	16	12	6	12	13	9	1	10	33	14	16	10	9
<b>Total DOC Reasons:</b>	<b>46</b>	<b>31</b>	<b>21</b>	<b>33</b>	<b>29</b>	<b>36</b>	<b>30</b>	<b>39</b>	<b>99</b>	<b>34</b>	<b>43</b>	<b>44</b>	<b>41</b>
<b><u>Board-Related Reasons</u></b>													
<b><u>Regular Hearings</u></b>													
Additional Info	21	32	40	32	63	55	60	94	90	28	52	32	33
Additional Offense Info	18	13	4	7	14	9	3	20	22	8	24	23	32
Hearing Cancelled	12	78	0	0	20	82	25	3	7	16	54	1	0
Ineligible-PE date	0	0	3	2	0	0	0	0	0	0	0	0	0
No Parole Package	0	0	0	0	0	0	0	0	0	0	0	0	0
Awaiting Sex Offender Eval	0	0	0	0	0	0	0	0	0	0	1	0	0
Other	38	4	11	22	3	18	0	21	62	6	18	19	22
<b>Total Board Reasons:</b>	<b>89</b>	<b>127</b>	<b>58</b>	<b>63</b>	<b>100</b>	<b>164</b>	<b>88</b>	<b>138</b>	<b>181</b>	<b>58</b>	<b>149</b>	<b>75</b>	<b>87</b>
<b>All Reasons:</b>	<b>237</b>	<b>176</b>	<b>112</b>	<b>169</b>	<b>257</b>	<b>295</b>	<b>136</b>	<b>258</b>	<b>348</b>	<b>124</b>	<b>254</b>	<b>173</b>	<b>201</b>



**Parole Granting Rate  
June 2004 - May 2005**

	<b>Full Panel Hearings</b>	<b>Administrative Reviews</b>
<b>June</b>	86%	90%
<b>July</b>	88%	90%
<b>August</b>	87%	97%
<b>September</b>	93%	95%
<b>October</b>	97%	93%
<b>November</b>	63%	77%
<b>December</b>	80%	87%
<b>January</b>	88%	84%
<b>February</b>	84%	84%
<b>March</b>	86%	87%
<b>April</b>	86%	85%
<b>May</b>	87%	86%
<b>Average:</b>	85%	88%

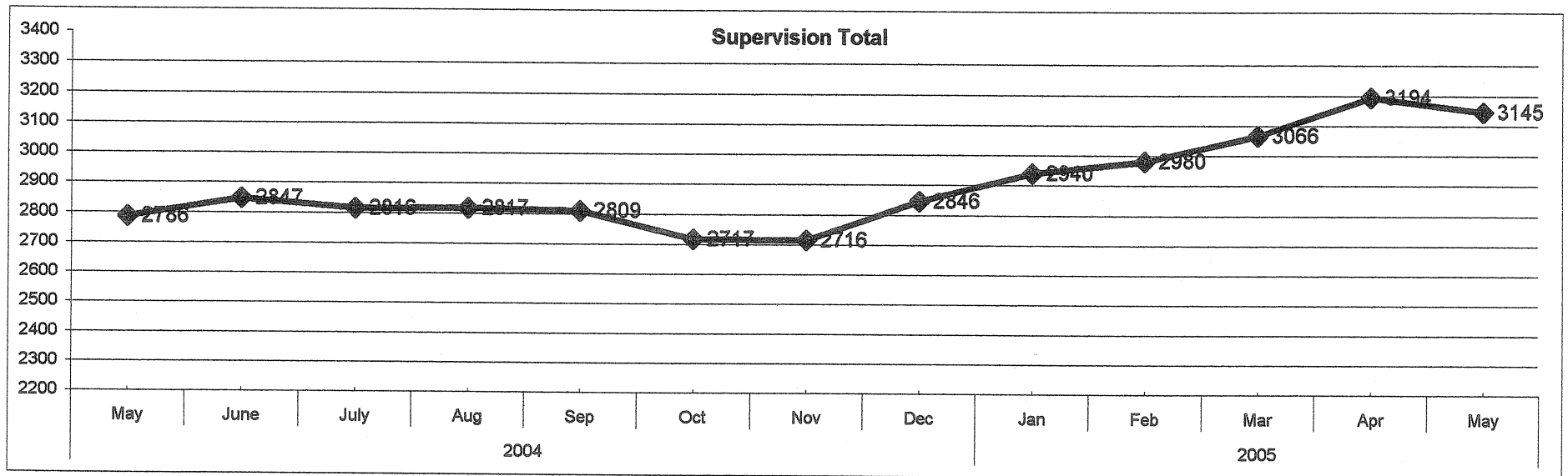


**Complete Field supervision numbers are not presented for May 2005 except for interstate data and fugitive team activity. Changes to the content and format of the parole field statistics forms have substantially increased the complexity and difficulty of the data collection process. This increases the probability of error in the completed forms.**

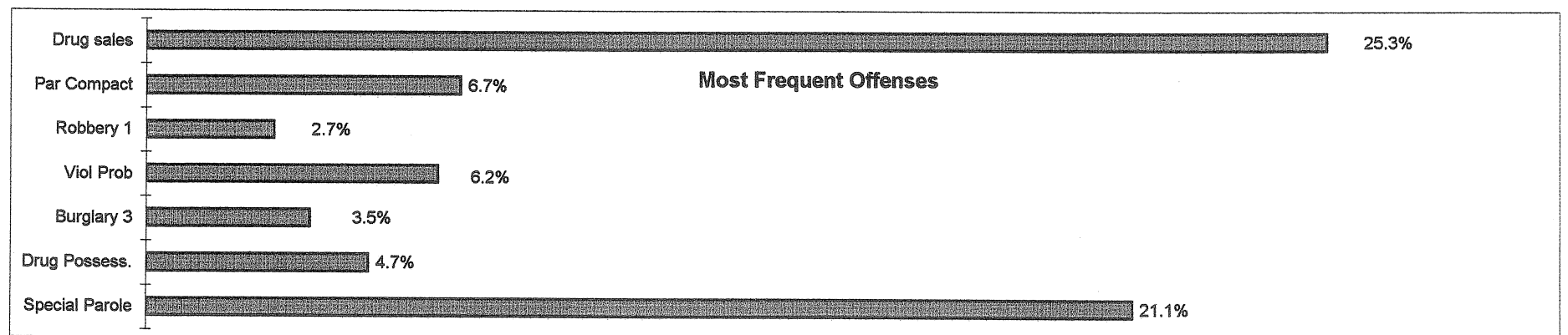

**Without devoting significant additional time to quality control for the new data collection process, the reliability of the field numbers cannot be assured. Consequently, those numbers will not be presented as an accurate reflection of field supervision activity. Summary field supervision numbers are taken from the DOC management information system. It is anticipated that enhanced field supervision numbers will be available for the June report.**

## Connecticut Board of Parole Parole Supervision Caseload May 31, 2005

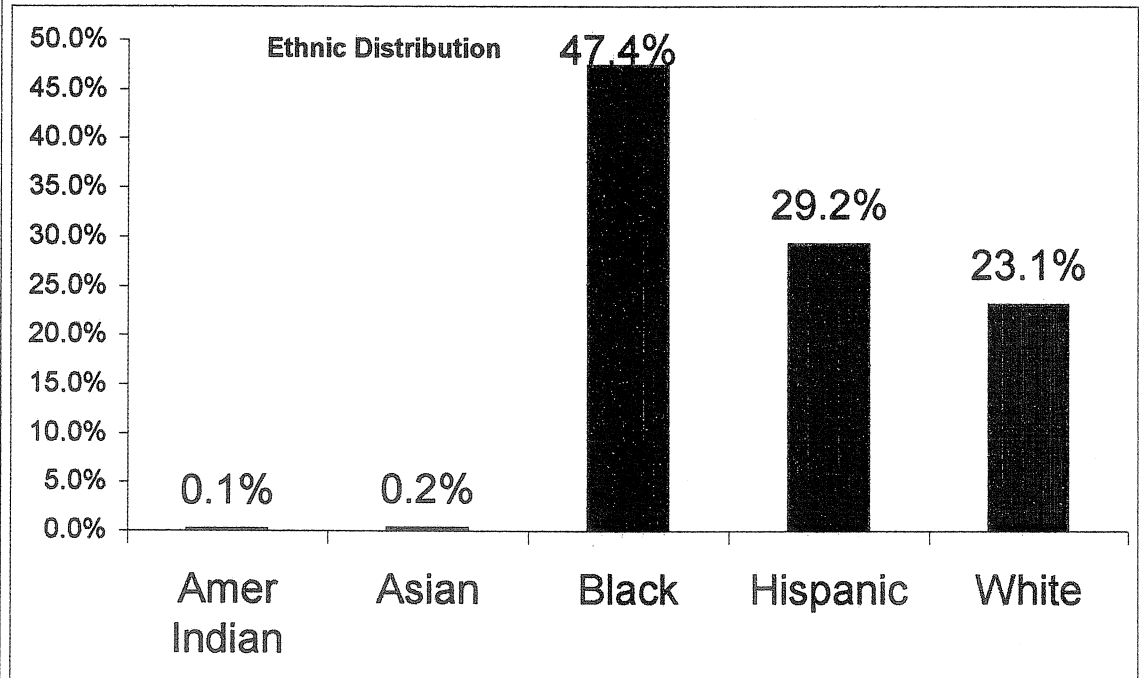
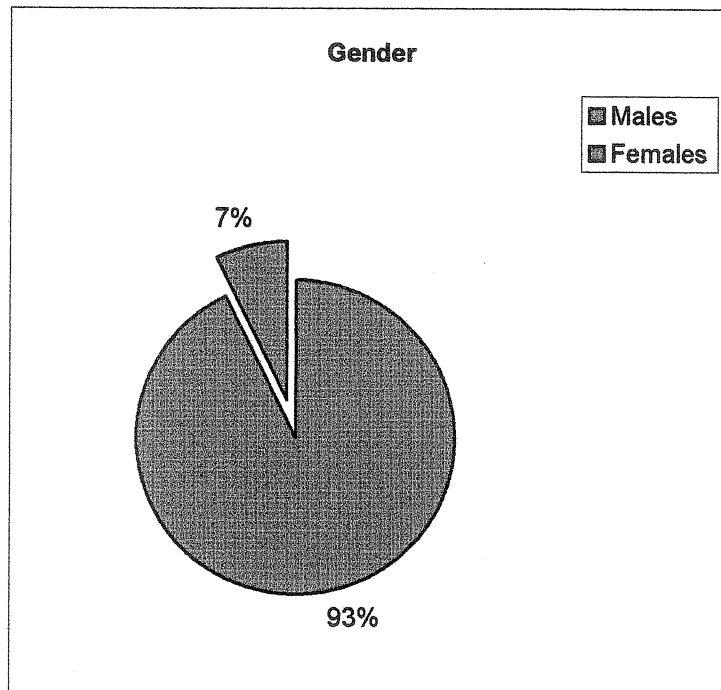
	2004								2005				
	May	June	July	Aug	Sep	Oct	Nov	Dec	Jan	Feb	Mar	Apr	May
CT Parolees Supervised in CT	2390	2447	2419	2419	2398	2345	2332	2450	2528	2552	2622	2758	0
Out Of State Parolees Supervised in CT	198	196	194	194	195	166	174	170	183	191	198	201	0
<b>CT Supervision Total:</b>	<b>2588</b>	<b>2643</b>	<b>2613</b>	<b>2613</b>	<b>2593</b>	<b>2511</b>	<b>2506</b>	<b>2620</b>	<b>2711</b>	<b>2743</b>	<b>2820</b>	<b>2959</b>	<b>2902</b>
CT Parolees Supervised Out of State	198	204	203	204	216	206	210	226	229	237	246	235	243
<b>Supervision Total:</b>	<b>2786</b>	<b>2847</b>	<b>2816</b>	<b>2817</b>	<b>2809</b>	<b>2717</b>	<b>2716</b>	<b>2846</b>	<b>2940</b>	<b>2980</b>	<b>3066</b>	<b>3194</b>	<b>3145</b>
Parole Violators Confined	361	369	402	392	419	406	412	465	496	468	524	542	0
<b>GRAND TOTAL</b>	<b>3147</b>	<b>3216</b>	<b>3218</b>	<b>3209</b>	<b>3228</b>	<b>3123</b>	<b>3128</b>	<b>3311</b>	<b>3436</b>	<b>3448</b>	<b>3590</b>	<b>3736</b>	



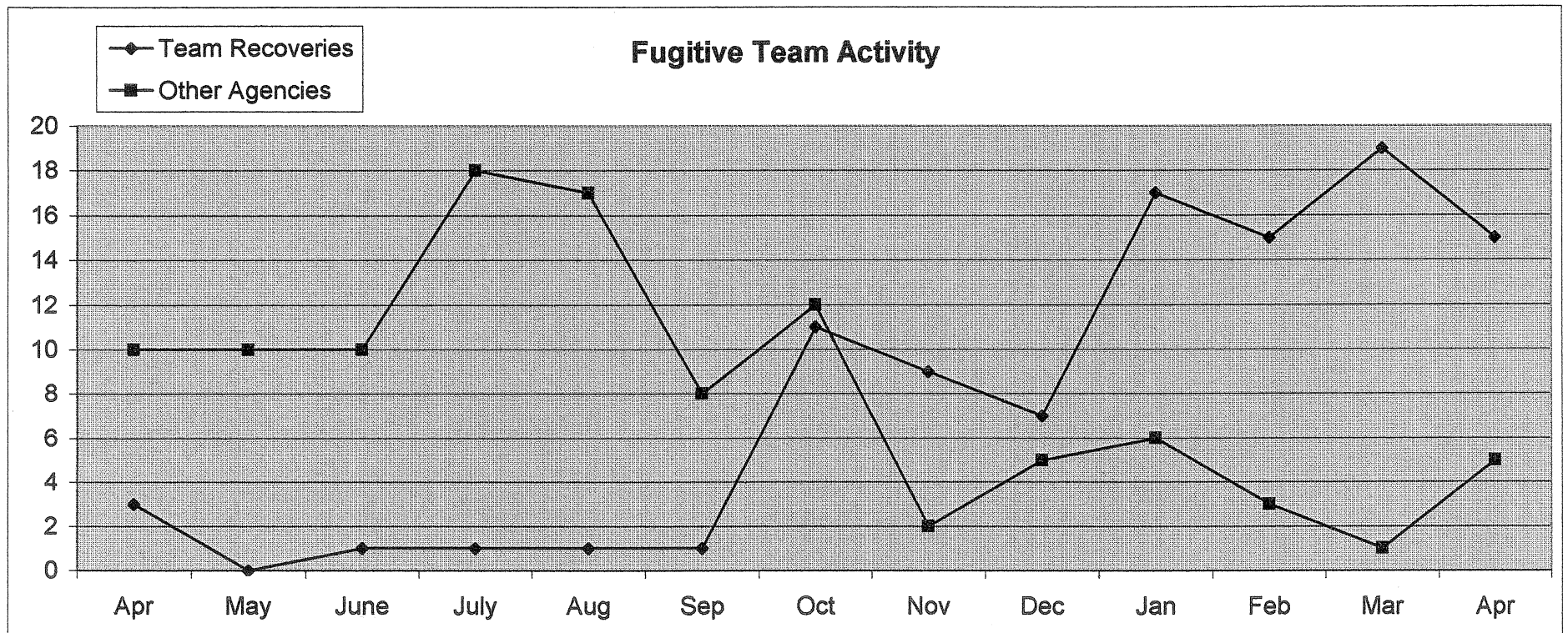
**Connecticut Board of Parole  
Parole Supervision Caseload  
May 31, 2005**



**Connecticut Board of Parole  
Parole Supervision Caseload  
May 31, 2005**



**Connecticut Board of Parole  
Parole Supervision Caseload  
May 31, 2005**



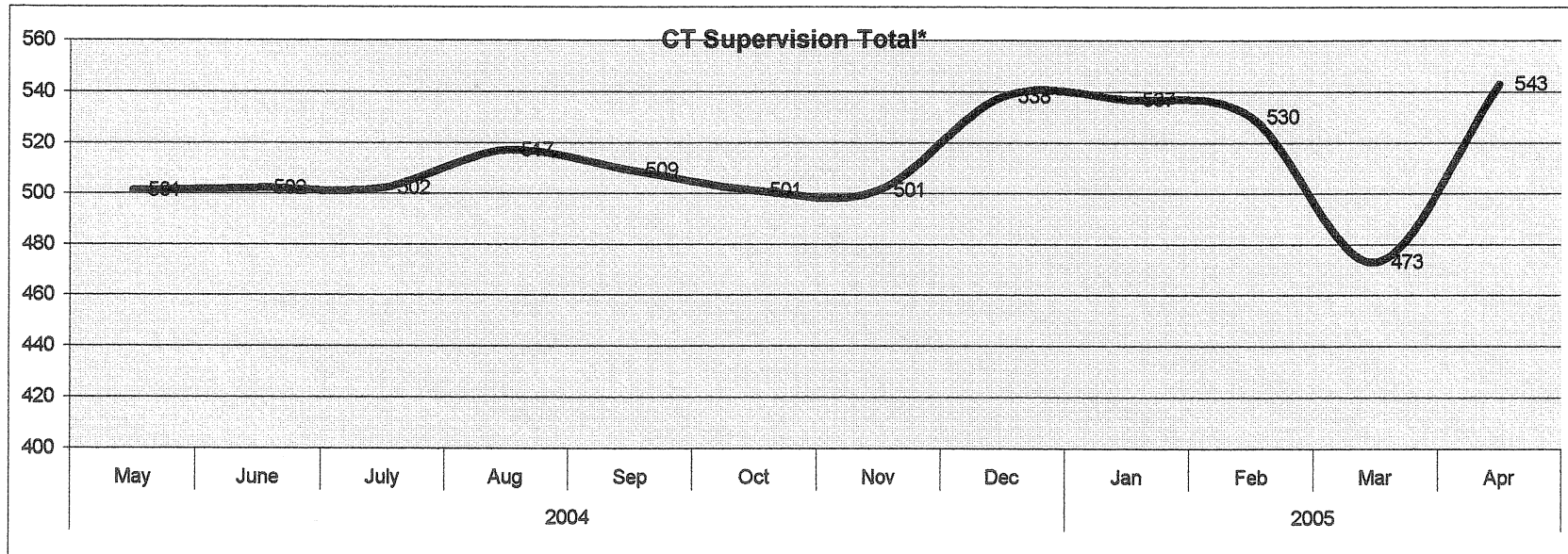
**Connecticut Board of Parole  
Parole Supervision Caseload  
May 31, 2005**

	<b>2004</b>			<b>2005</b>									
	<b>May</b>	<b>June</b>	<b>July</b>	<b>Aug</b>	<b>Sep</b>	<b>Oct</b>	<b>Nov</b>	<b>Dec</b>	<b>Jan</b>	<b>Feb</b>	<b>Mar</b>	<b>Apr</b>	<b>May</b>
<b>Number of Parolees Employed:</b>	2052	2120	2121	2116	2054	2023	1964	2066	2081	2050	2097	2224	
<b>Parolees Unemployable:</b>	272	287	272	274	291	306	308	367	413	459	419	445	
<b>Proportion Employed:</b>	89%	90%	91%	90%	89%	92%	89%	92%	91%	90%	87%	88%	
<b>Number Active in Parole Works:</b>	256	225	212	203	207	177	180	176	201	227	264	238	
<b># Community Service Hours:</b>	417	292	638	712	678	485	345	18	0	170	411	659	

## Parole Supervision Caseload May 31, 2005

### Bridgeport District Office Supervision Caseload

	2004							2005						
	May	June	July	Aug	Sep	Oct	Nov	Dec	Jan	Feb	Mar	Apr	May	
CT Parolees Supervised in CT	466	466	469	485	477	472	470	510	500	492	438	504	0	
Out Of State Parolees Supervised in CT	35	36	33	32	32	29	31	28	37	38	35	39	0	
<b>CT Supervision Total:</b>	<b>501</b>	<b>502</b>	<b>502</b>	<b>517</b>	<b>509</b>	<b>501</b>	<b>501</b>	<b>538</b>	<b>537</b>	<b>530</b>	<b>473</b>	<b>543</b>	<b>0</b>	
 Parole Violators Confined	 56	 61	 70	 68	 68	 72	 75	 77	 76	 73	 65	 77	 0	
<b>GRAND TOTAL</b>	<b>557</b>	<b>563</b>	<b>572</b>	<b>585</b>	<b>577</b>	<b>573</b>	<b>576</b>	<b>615</b>	<b>613</b>	<b>603</b>	<b>538</b>	<b>620</b>	<b>0</b>	

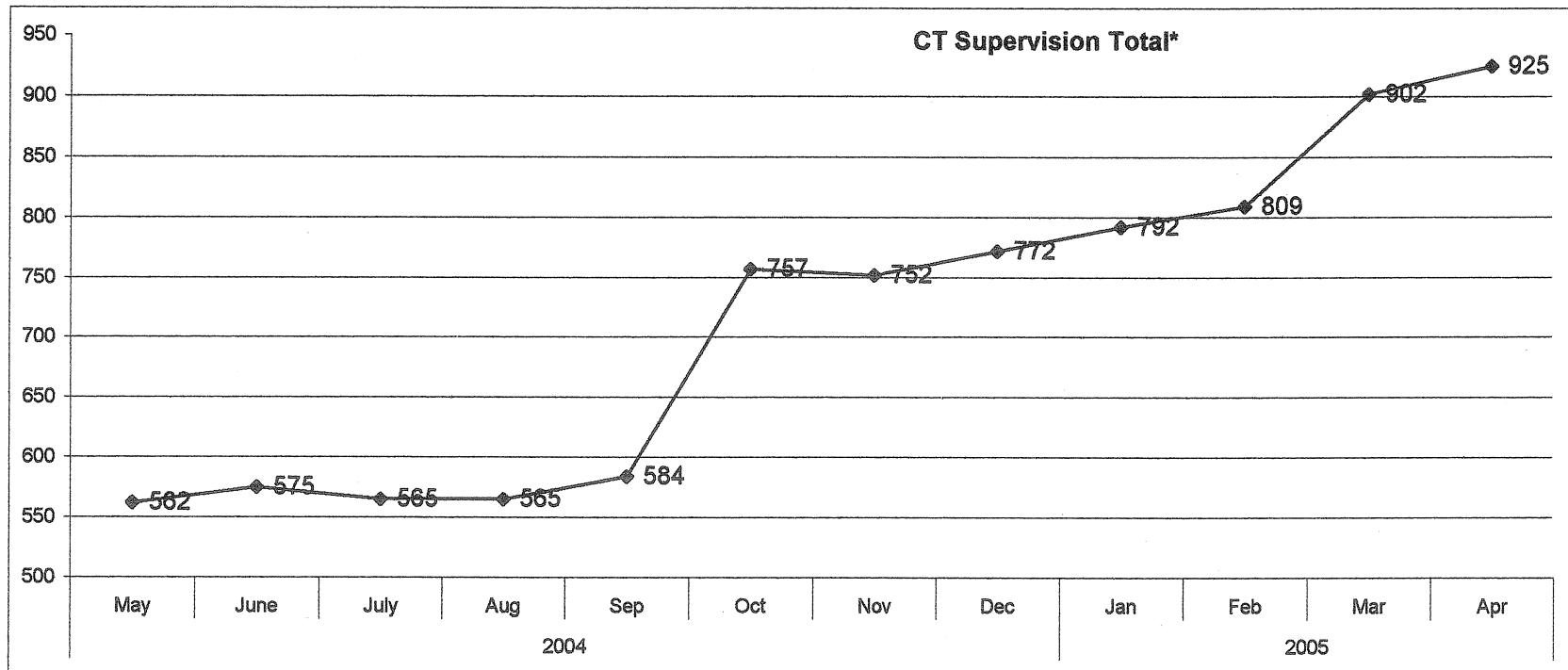


# Parole Supervision Caseload

## May 31, 2005

### Hartford District Office Supervision Caseload

	2004								2005				
	May	June	July	Aug	Sep	Oct	Nov	Dec	Jan	Feb	Mar	Apr	May
CT Parolees Supervised in CT	502	519	509	507	531	698	690	708	726	739	831	853	0
Out Of State Parolees Supervised in CT	60	56	56	58	53	59	62	64	66	70	71	72	0
<b>CT Supervision Total:</b>	<b>562</b>	<b>575</b>	<b>565</b>	<b>565</b>	<b>584</b>	<b>757</b>	<b>752</b>	<b>772</b>	<b>792</b>	<b>809</b>	<b>902</b>	<b>925</b>	<b>0</b>
<b>Parole Violators Confined</b>	<b>117</b>	<b>112</b>	<b>107</b>	<b>110</b>	<b>102</b>	<b>146</b>	<b>142</b>	<b>157</b>	<b>163</b>	<b>167</b>	<b>191</b>	<b>191</b>	<b>0</b>
<b>GRAND TOTAL</b>	<b>679</b>	<b>687</b>	<b>672</b>	<b>675</b>	<b>686</b>	<b>903</b>	<b>894</b>	<b>929</b>	<b>955</b>	<b>976</b>	<b>1093</b>	<b>1116</b>	<b>0</b>



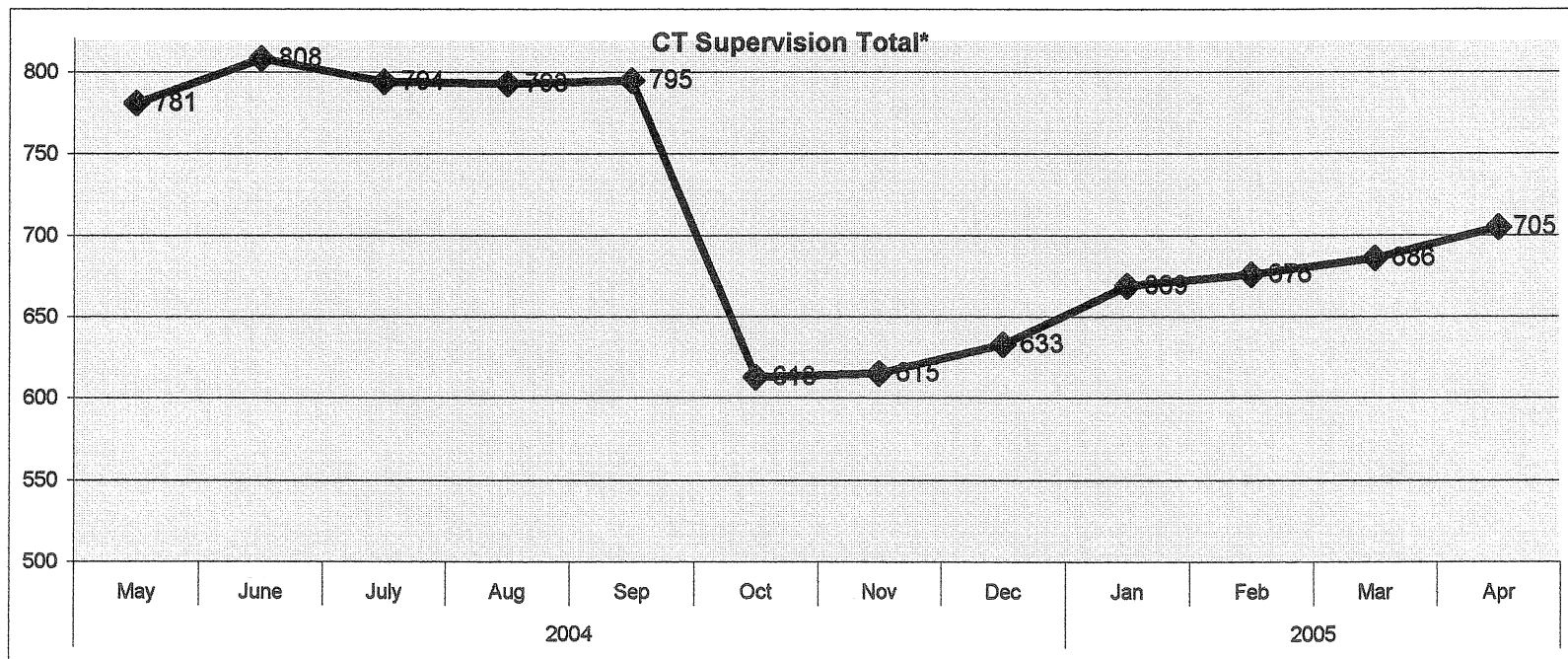


# Parole Supervision Caseload

## May 31, 2005

### New Haven District Office Supervision Caseload

	2004							2005					
	May	June	July	Aug	Sep	Oct	Nov	Dec	Jan	Feb	Mar	Apr	May
<b>CT Parolees Supervised in CT</b>	728	753	741	740	736	583	582	600	636	643	650	673	0
<b>Out Of State Parolees Supervised in CT</b>	53	55	53	53	59	30	33	33	33	33	36	32	0
<b>CT Supervision Total:</b>	781	808	794	793	795	613	615	633	669	676	686	705	0
<b>Parole Violators Confined</b>	119	107	98	123	117	146	113	121	122	132	128	141	0
<b>GRAND TOTAL</b>	900	915	892	916	912	759	728	754	791	808	814	846	0

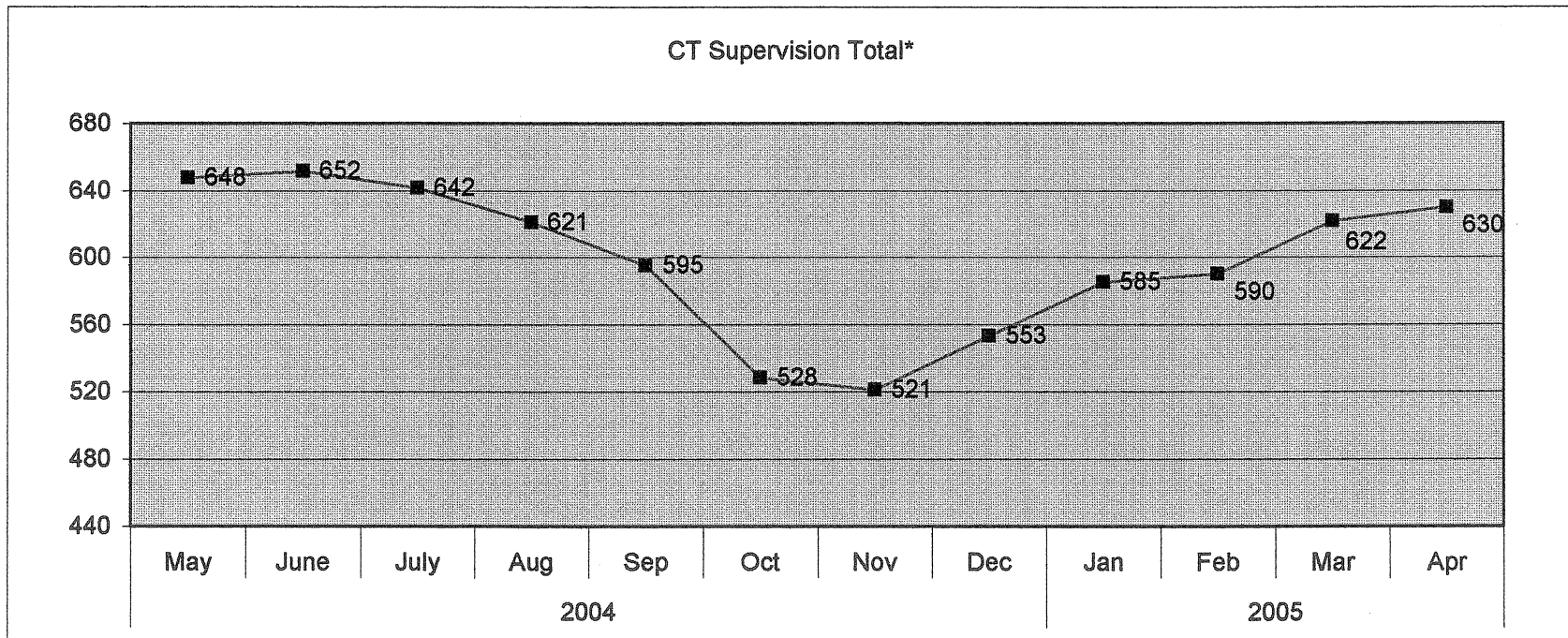


# Parole Supervision Caseload

## May 31, 2005

### Waterbury Caseload

	2004							2005						
	May	June	July	Aug	Sep	Oct	Nov	Dec	Jan	Feb	Mar	Apr	May	
<b>CT Parolees Supervised in CT</b>	609	611	602	582	555	492	484	519	549	551	578	587	0	
<b>Out Of State Parolees Supervised in CT</b>	39	41	40	39	40	36	37	34	36	39	44	43	0	
<b>CT Supervision Total:</b>	648	652	642	621	595	528	521	553	585	590	622	630	0	
<b>Parole Violators Confined</b>	60	75	78	76	88	64	62	89	102	77	101	93	0	
<b>GRAND TOTAL</b>	708	727	720	697	683	592	583	642	687	667	723	723	0	

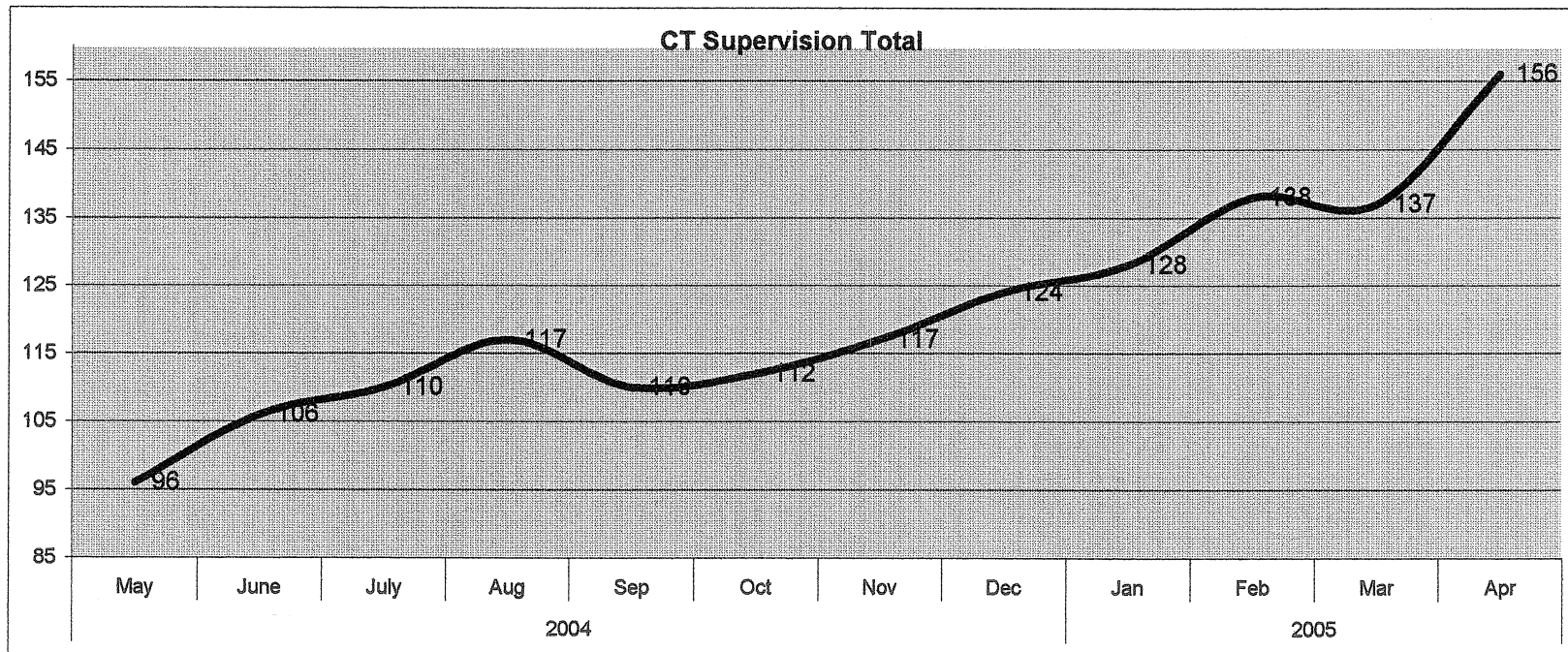


# Parole Supervision Caseload

## May 31, 2005

### Special Management Supervision Caseload

	2004								2005					
	May	June	July	Aug	Sep	Oct	Nov	Dec	Jan	Feb	Mar	Apr	May	
<b>CT Parolees Supervised in CT</b>	85	98	98	105	99	100	106	113	117	127	125	141	0	
<b>Out Of State Parolees Supervised in CT</b>	11	8	12	12	11	12	11	11	11	11	12	15	0	
<b>CT Supervision Total:</b>	96	106	110	117	110	112	117	124	128	138	137	156	0	
<b>Parole Violators Confined</b>	21	23	24	21	15	11	12	20	23	23	26	28	0	
<b>GRAND TOTAL</b>	117	129	134	138	125	123	129	144	151	161	163	184	0	



## *Violation Reports*

*May 1, 2005 - May 31, 2005*

<i>Office</i>	<i>Parole Officer</i>	<i>Absconder</i>	<i>Criminal</i>	<i>Technical</i>	<i>Total</i>
<i>Bridgeport</i>					
	Anderson		1		1
	Banas		1	1	2
	Gessaroli		2	1	3
	Greene		2		2
	Lloyd		2		2
	Mirto		2	1	3
	O'Reilly		2		2
	Tomaszewski		1		1
	Office Total		13	3	16
<i>Hartford</i>					
	Bedard		3	1	4
	Edwards		1	2	3
	Fernandes		2	3	5
	Gaudet		1	1	2
	Mills		1		1
	Sullivan		5		5
	Thurlow	1	2		3
	Office Total	1	15	7	23
<i>Interstate Compact</i>					
	Johnson, T	1			1
	Office Total	1			1
<i>New Haven</i>					
	Caruso		1		1
	DeLucia	1	1		2
	Emielita		5		5
	Hogan	2	1	1	4
	Holmes		2	1	3
	Kelly	1	3	1	5

*Wednesday, June 22, 2005*

<i>Office</i>	<i>Parole Officer</i>	<i>Absconder</i>	<i>Criminal</i>	<i>Technical</i>	<i>Total</i>
	King		2		2
	Lawlor		1	3	4
	Runlett	1	6	1	8
	Rutkis		4		4
	Watts	1	1		2
	Office Total	6	27	7	40

*Norwich/NL*

	Duca	1			1
	Fleming	1		1	2
	Sprawling		3		3
	Szydlo	1	2		3
	Office Total	3	5	1	9

*Special Management*

	Kendall			1	1
	Office Total			1	1

*Waterbury*

	Byrd	3			3
	Casanova		3		3
	Cintron		1		1
	Krupa		2	2	4
	Long		2		2
	McCown		1		1
	Romano	1	1		2
	Rose		2		2
	Thompson	1	3	2	6
	Viscomi		1		1
	Wood		2		2
	Office Total	5	18	4	27

<i>Office</i>	<i>Parole Officer</i>	<i>Absconder</i>	<i>Criminal</i>	<i>Technical</i>	<i>Total</i>
<i>Grand Total</i>		16	78	23	117

*\* Source: Hearings Division Warrant Requests and Interstate Reports*