


STATE OF CONNECTICUT

Connecticut Parole and Community Services Monthly Report



April 2005

(April 2004 to April 2005)

Prepared by
Jerry Stowell

FOR
BOARD OF PARDONS & PAROLES (BOPP)
AND
DEPARTMENT OF CORRECTION (DOC)
Parole and Community Services Division

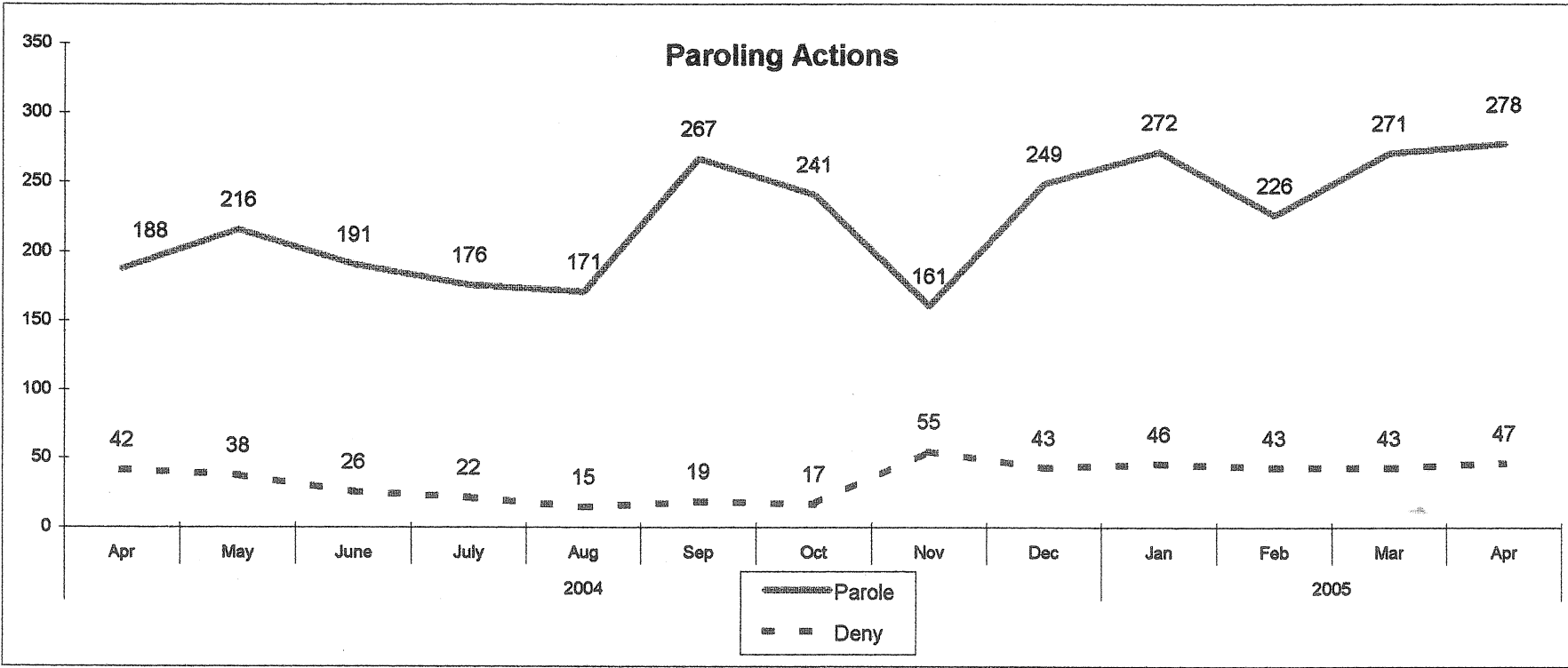
**Correctional Population and Parole Eligibility
April 30, 2005**

Confined Population	17,968		
(Unsentenced and Special Inmates)	(4,002)	Balance	13,966
(Sentences 2 Years & Less, Cuscom, New Admits)	(4,287)	Balance	9,679
(Parole Ineligible, crime committed)	(767)	Balance	8,912
(SRG Classification)	(239)	Balance	8,673
(Wright Decision Cases)	(385)	Balance	8,288
(Level 5 Classification)	(35)	Balance	8,253
(Chronic Disciplinary Unit Classification)	(49)		
Population Eligible for Parole Consideration	8,204		

**Connecticut Board of Parole
Hearings Division Monthly Statistics
April 30, 2005**

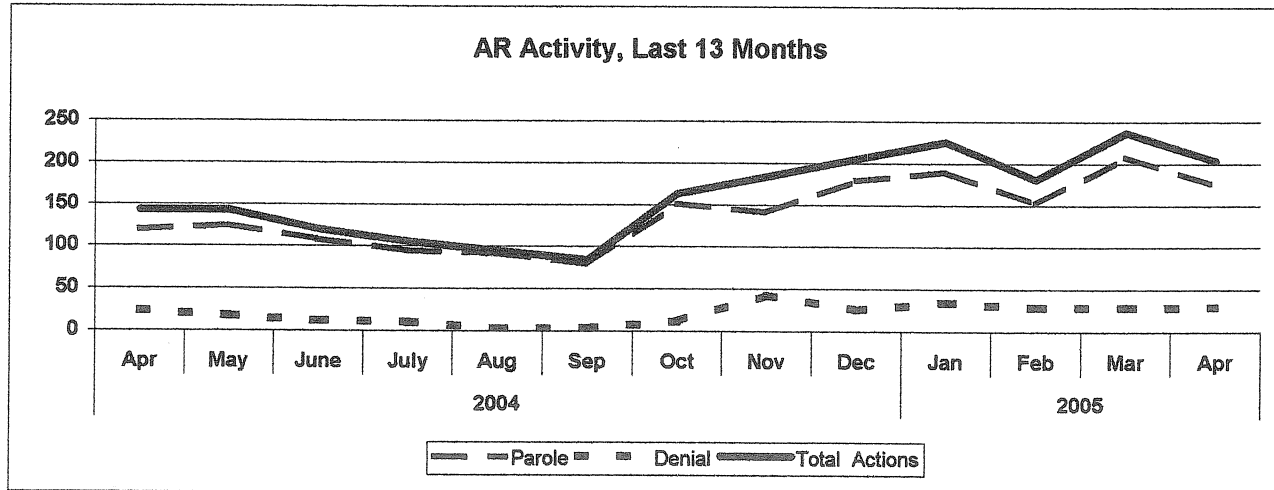
	2004								2005					12 Mo.
	Apr	May	June	July	Aug	Sep	Oct	Nov	Dec	Jan	Feb	Mar	Apr	Totals
Full Panel Actions														
Parole	69	91	83	81	79	187	90	20	70	82	74	63	104	989
Deny	18	20	14	11	12	15	5	12	17	11	14	14	17	163
Medical Parole	0	0	0	0	0	0	0	0	0	0	0	0	0	0
Revoke	55	32	29	18	39	24	33	26	26	58	20	20	32	380
Revoke & Reparole	42	44	51	42	59	41	41	34	62	69	63	60	62	608
Rescind	2	4	3	3	2	1	1	3	3	6	3	2	5	33
Rescind & Reparole	14	10	8	12	7	11	11	15	15	12	13	18	17	146
Early Parole Discharge	0	0	0	0	0	0	0	0	0	0	0	0	0	0
Total Full Panel Actions	200	201	188	167	198	279	181	110	193	238	187	177	237	2319
Administrative Review Actions														
Parole	119	125	108	95	92	80	151	141	179	190	152	208	174	1640
Deny	24	18	12	11	3	4	12	43	26	35	29	29	30	246
Total Admin. Review Actions	143	143	120	106	95	84	163	184	205	225	181	237	204	1886
Staff Actions														
Case Review	17	16	12	11	24	121	54	13	11	8	22	26	20	335
Review & Reschedule	115	250	222	121	177	188	322	276	410	531	207	352	268	3171
Close Interest	15	105	19	22	68	20	54	65	148	98	22	60	84	696
Total Actions	490	715	561	427	562	692	774	648	967	1100	619	852	813	8407
Total Hearing Dates	20	17	19	22	19	20	20	15	15	15	15	15	15	212
Parole Grant Rate														
Full Panels	79%	82%	86%	88%	87%	93%	95%	63%	80%	88%	84%	82%	86%	86%
Administrative Reviews	83%	87%	90%	90%	97%	95%	93%	77%	87%	84%	84%	88%	85%	87%

**Connecticut Board of Parole
Hearings Division Monthly Statistics
April 30, 2005**



**Connecticut Board of Parole
Hearings Division Monthly Statistics
Administrative Reviews
April 30, 2005**

	2004							2005					
	Apr	May	June	July	Aug	Sep	Oct	Nov	Dec	Jan	Feb	Mar	Apr
Parole	119	125	108	95	92	80	151	141	179	190	152	208	174
Denial	24	18	12	11	3	4	12	43	26	35	29	29	30
Medical Parole	0	0	0	0	0	0	0	0	0	0	1	0	0
Total Actions	143	143	120	106	95	84	163	184	205	226	181	237	204



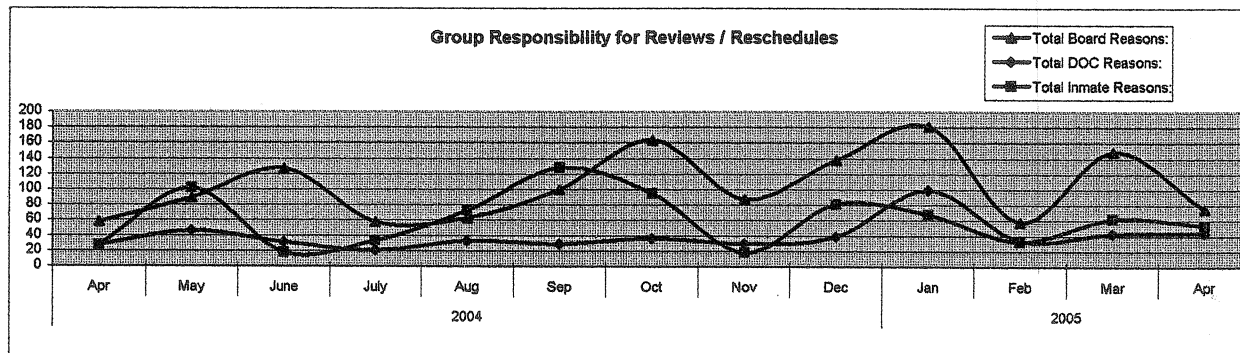
**Connecticut Board of Parole
Hearings Division Monthly Statistics
Current Location
April 30, 2005
Persons Granted Parole via Administrative Reviews**

Granting Month

Location	2004						2005						12 mo. Total	
	Apr	May	June	July	Aug	Sep	Oct	Nov	Dec	Jan	Feb	Mar		Apr
CT Parole Supervision	4	4	1	6	0	1	1	5	3	5	5	5	3	39
Out-of State Parole Supervision	0	0	0	0	0	0	0	0	0	1	0	0	0	1
Abscond from Parole	0	0	0	0	0	0	0	0	0	0	0	0	0	0
Halfway House	7	11	0	5	2	1	3	10	4	10	6	11	8	71
Confined in CT, to be Released	102	110	107	77	89	77	147	126	241	174	141	191	161	1641
Confined, Out of State	0	0	0	0	0	0	0	0	0	0	0	0	0	0
Furlough	0	0	0	0	0	0	0	0	1	0	0	0	0	1
Escaped, Prior to Release	0	0	0	2	0	0	0	0	0	0	0	0	0	2
Reconfined	0	0	0	0	0	0	0	0	0	0	0	0	0	0
TS	0	0	0	0	0	0	0	0	0	0	0	0	0	0
Discharged	0	0	0	0	0	0	0	0	0	0	0	0	0	0
Virginia	5	0	0	5	1	1	0	0	0	0	0	0	0	7
Medical Hospital	1	0	0	0	0	0	0	0	0	1	0	1	0	2
Total	119	125	108	95	92	80	151	141	249	191	152	208	172	1764

**Connecticut Board of Parole
Types of Review and Rescheduling Activities
April 2005**

	2004						2005						
	Apr	May	June	July	Aug	Sep	Oct	Nov	Dec	Jan	Feb	Mar	Apr
<u>Inmate-Related Reasons:</u>													
<u>Regular Hearings</u>													
In Seg/Punitive Seg	1	3	1	4	3	1	0	0	2	1	0	0	0
Inmate's Request	1	0	0	3	2	0	0	0	0	0	0	0	0
Pending Charges	0	27	2	1	15	1	7	1	36	32	3	17	15
Pending DR	0	0	0	0	0	0	0	0	0	0	0	1	0
SRG Affiliation	1	26	2	0	8	0	0	0	0	2	1	4	0
Pending Waiver	0	0	0	0	0	0	0	0	0	0	0	4	0
85% Status	5	21	0	6	16	3	32	1	30	22	5	13	18
Case Review	17	16	12	11	24	121	54	13	11	8	22	26	20
<u>Revocation Hearings:</u>													
Attorney	0	3	0	0	0	0	0	0	0	0	0	0	0
Pending Charges	2	6	1	8	5	2	2	3	2	3	1	1	1
Total Inmate Reasons:	27	102	18	33	73	128	95	18	81	68	32	62	54
<u>DOC-Related Reasons</u>													
<u>Regular Hearings</u>													
Transportation	19	30	19	15	21	16	27	29	29	66	20	27	34
Awaiting MH Evaluation	8	16	12	6	12	13	9	1	10	33	14	16	10
Total DOC Reasons:	27	46	31	21	33	29	36	30	39	99	34	43	44
<u>Board-Related Reasons</u>													
<u>Regular Hearings</u>													
Additional Info	28	21	32	40	32	63	55	60	94	90	28	52	32
Additional Offense Info	15	18	13	4	7	14	9	3	20	22	8	24	23
Hearing Cancelled	9	12	78	0	0	20	82	25	3	7	16	54	1
Ineligible-PE date	1	0	0	3	2	0	0	0	0	0	0	0	0
No Parole Package	0	0	0	0	0	0	0	0	0	0	0	0	0
Awaiting Sex Offender Eval	0	0	0	0	0	0	0	0	0	0	0	1	0
Other	5	38	4	11	22	3	18	0	21	62	6	18	19
Total Board Reasons:	58	89	127	58	63	100	164	88	138	181	58	149	75
All Reasons:	112	237	176	112	169	257	295	136	258	348	124	254	173

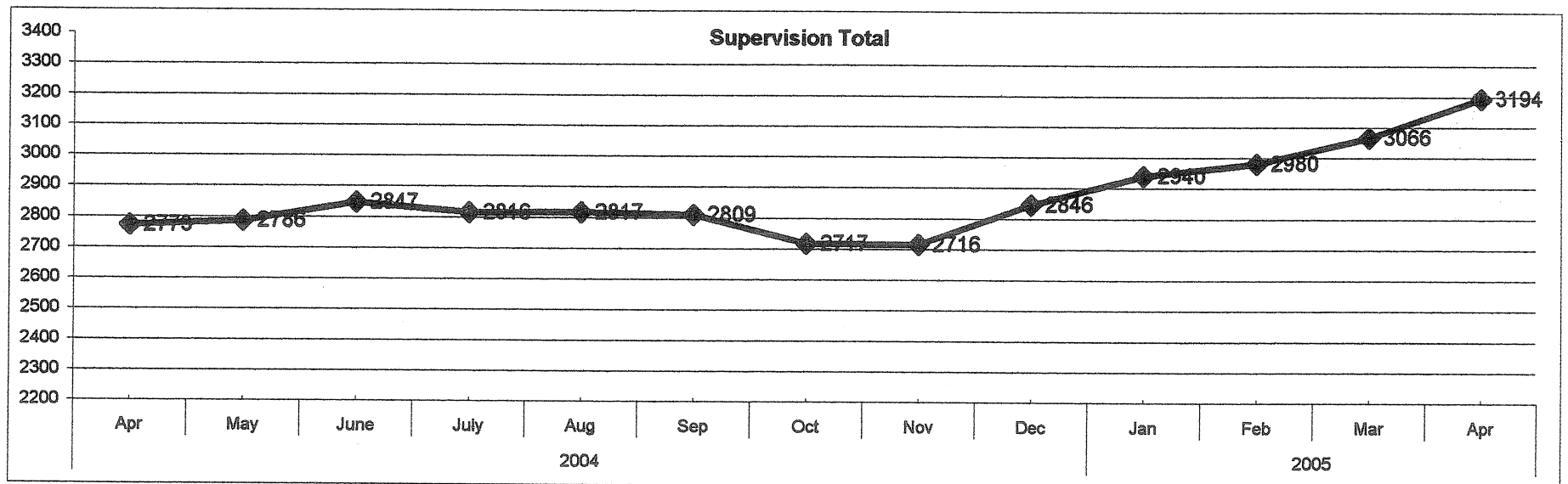


**Parole Granting Rate
May 2004 - April 2005**

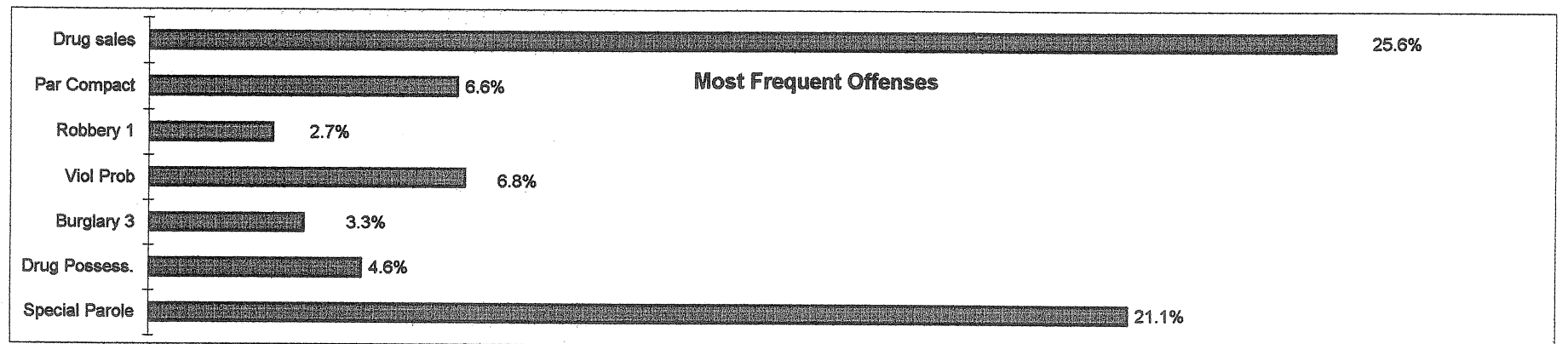

	Full Panel Hearings	Administrative Reviews
May	82%	87%
June	86%	90%
July	88%	90%
August	87%	97%
September	93%	95%
October	97%	93%
November	63%	77%
December	80%	87%
January	88%	84%
February	84%	84%
March	86%	87%
April	86%	85%
Average:	85%	88%

Connecticut Board of Parole Parole Supervision Caseload April 30, 2005

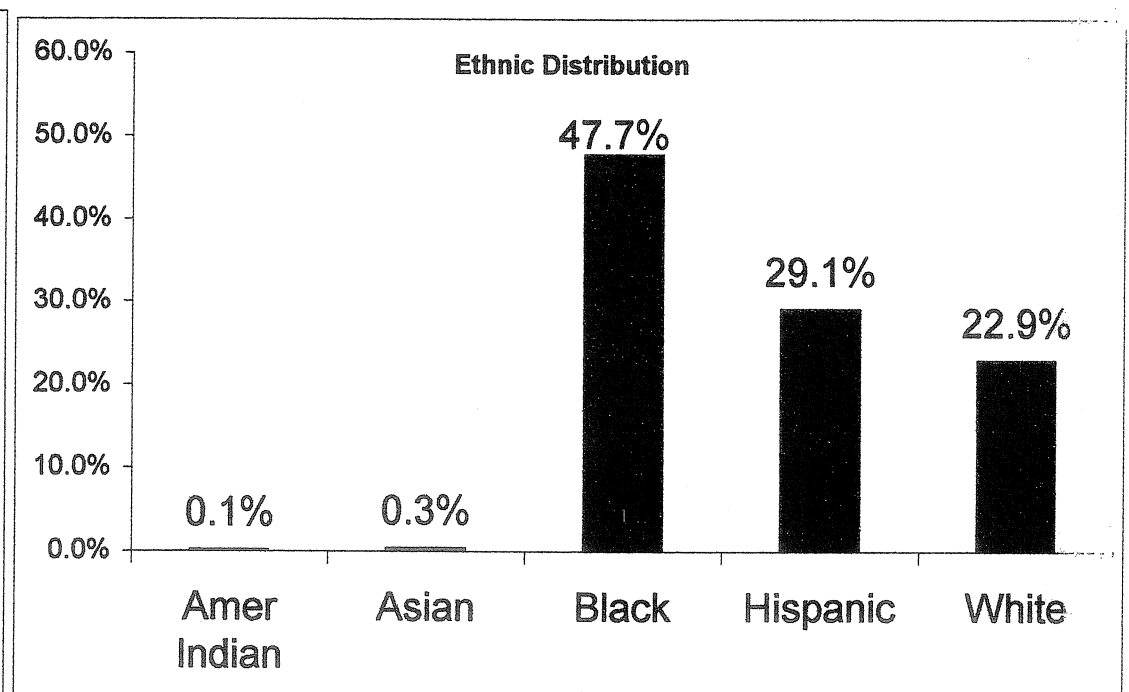
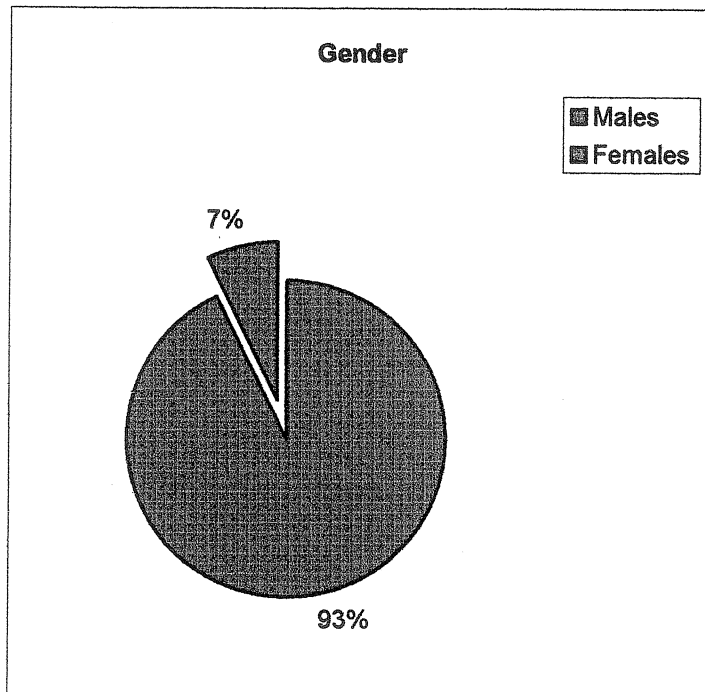
	2004									2005			
	Apr	May	June	July	Aug	Sep	Oct	Nov	Dec	Jan	Feb	Mar	Apr
CT Parolees Supervised in CT	2371	2390	2447	2419	2419	2398	2345	2332	2450	2528	2552	2622	2758
Out Of State Parolees Supervised in CT	203	198	196	194	194	195	166	174	170	183	191	198	201
CT Supervision Total:	2574	2588	2643	2613	2613	2593	2511	2506	2620	2711	2743	2820	2959
CT Parolees Supervised Out of State	199	198	204	203	204	216	206	210	226	229	237	246	235
Supervision Total:	2773	2786	2847	2816	2817	2809	2717	2716	2846	2940	2980	3066	3194
Parole Violators Confined	383	361	369	402	392	419	406	412	465	496	468	524	542
GRAND TOTAL	3156	3147	3216	3218	3209	3228	3123	3128	3311	3436	3448	3590	3736



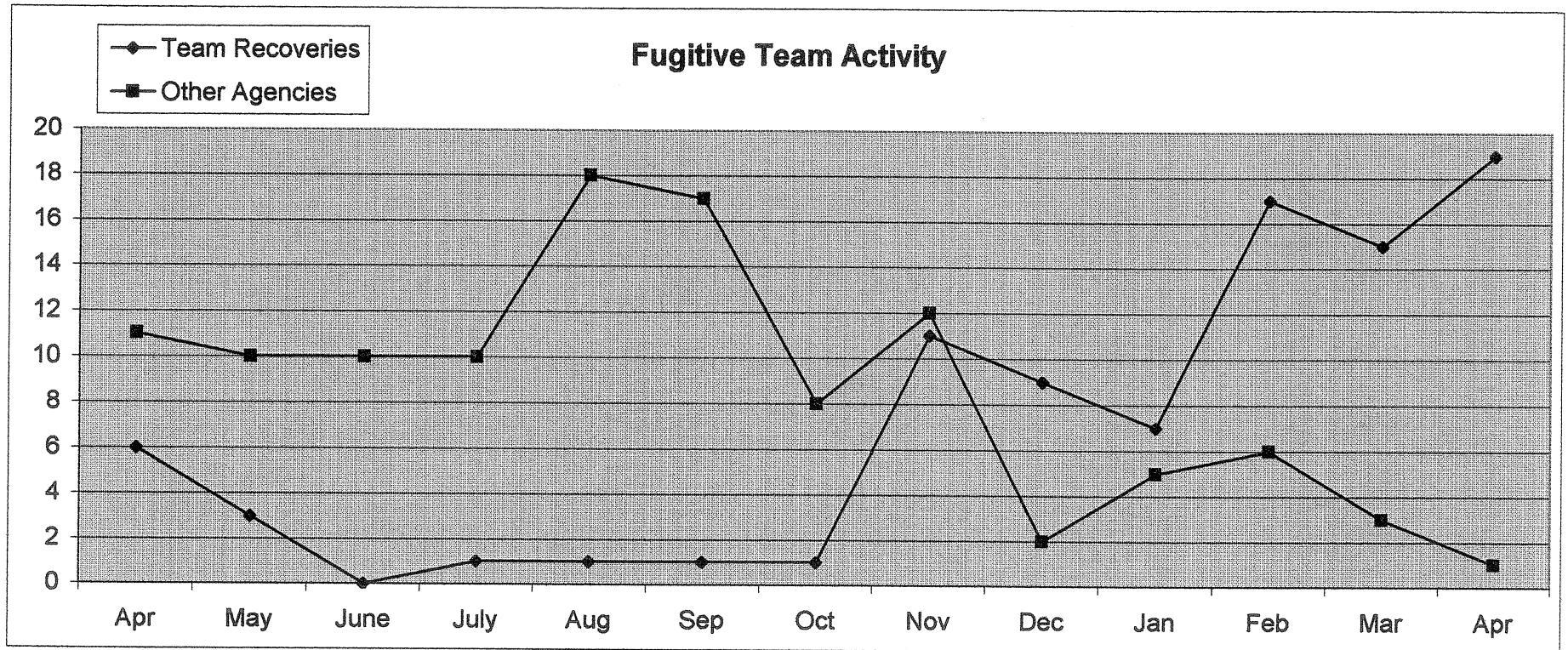
Connecticut Board of Parole Parole Supervision Caseload April 30, 2005



**Connecticut Board of Parole
Parole Supervision Caseload
April 30, 2005**



**Connecticut Board of Parole
Parole Supervision Caseload
April 30, 2005**



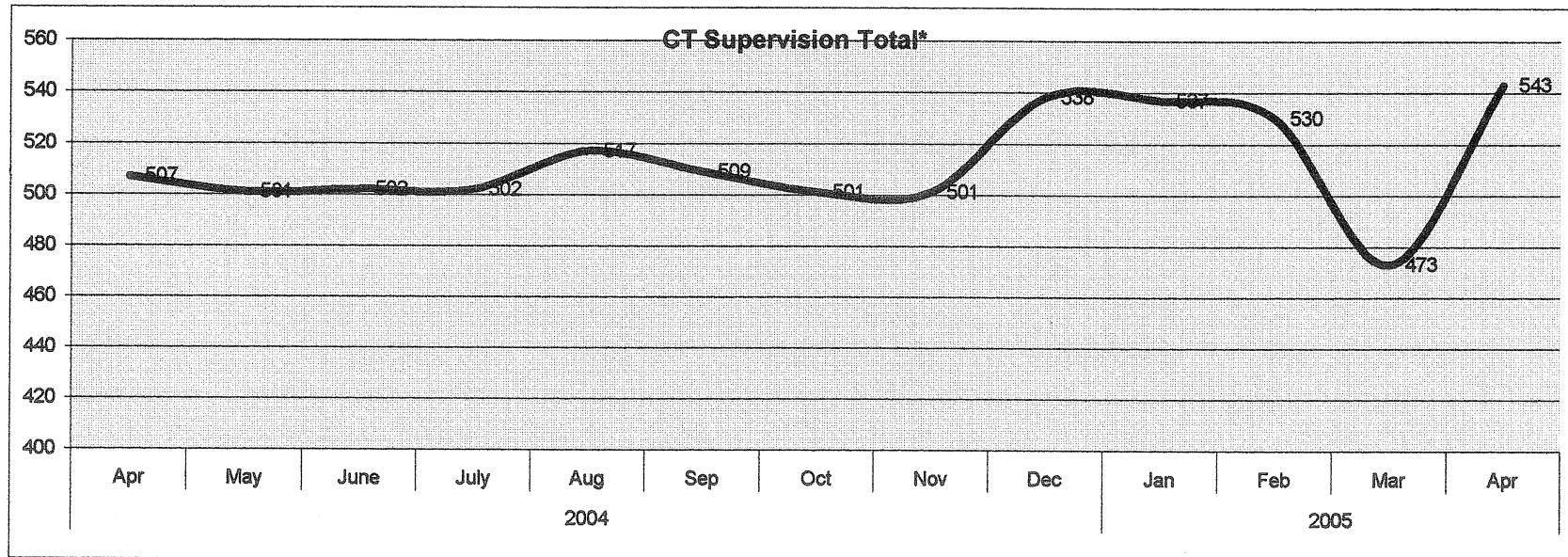
**Connecticut Board of Parole
Parole Supervision Caseload
April 30, 2005**

	2004									2005			
	Apr	May	June	July	Aug	Sep	Oct	Nov	Dec	Jan	Feb	Mar	Apr
Number of Parolees Employed:	1957	2052	2120	2121	2116	2054	2023	1964	2066	2081	2050	2097	2224
Parolees Unemployable:	284	272	287	272	274	291	306	308	367	413	459	419	445
Proportion Employed:	85%	89%	90%	91%	90%	89%	92%	89%	92%	91%	90%	87%	88%
Number Active in Parole Works:	251	256	225	212	203	207	177	180	176	201	227	264	238
# Community Service Hours:	280	417	292	638	712	678	485	345	18	0	170	411	659

Parole Supervision Caseload April 30, 2005

Bridgeport District Office Supervision Caseload

	2004										2005			
	Apr	May	June	July	Aug	Sep	Oct	Nov	Dec	Jan	Feb	Mar	Apr	
CT Parolees Supervised in CT	470	466	466	469	485	477	472	470	510	500	492	438	504	
Out Of State Parolees Supervised in CT	37	35	36	33	32	32	29	31	28	37	38	35	39	
CT Supervision Total:	507	501	502	502	517	509	501	501	538	537	530	473	543	
Parole Violators Confined	56	56	61	70	68	68	72	75	77	76	73	65	77	
GRAND TOTAL	563	557	563	572	585	577	573	576	615	613	603	538	620	

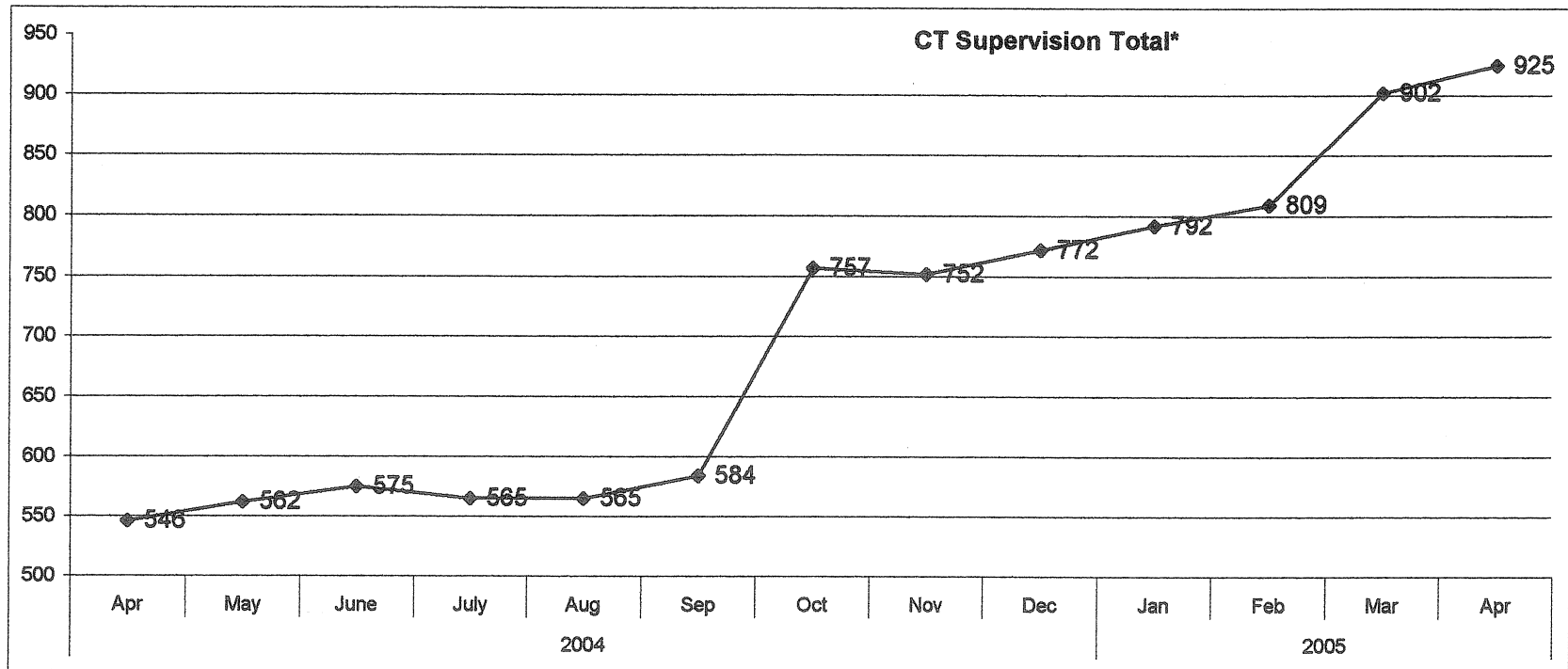


Parole Supervision Caseload

April 30, 2005

Hartford District Office Supervision Caseload

	2004												2005				
	Apr	May	June	July	Aug	Sep	Oct	Nov	Dec	Jan	Feb	Mar	Apr	Jan	Feb	Mar	Apr
CT Parolees Supervised in CT	487	502	519	509	507	531	698	690	708	726	739	831	853				
Out Of State Parolees Supervised in CT	59	60	56	56	58	53	59	62	64	66	70	71	72				
CT Supervision Total:	546	562	575	565	565	584	757	752	772	792	809	902	925				
Parole Violators Confined	116	117	112	107	110	102	146	142	157	163	167	191	191				
GRAND TOTAL	662	679	687	672	675	686	903	894	929	955	976	1093	1116				

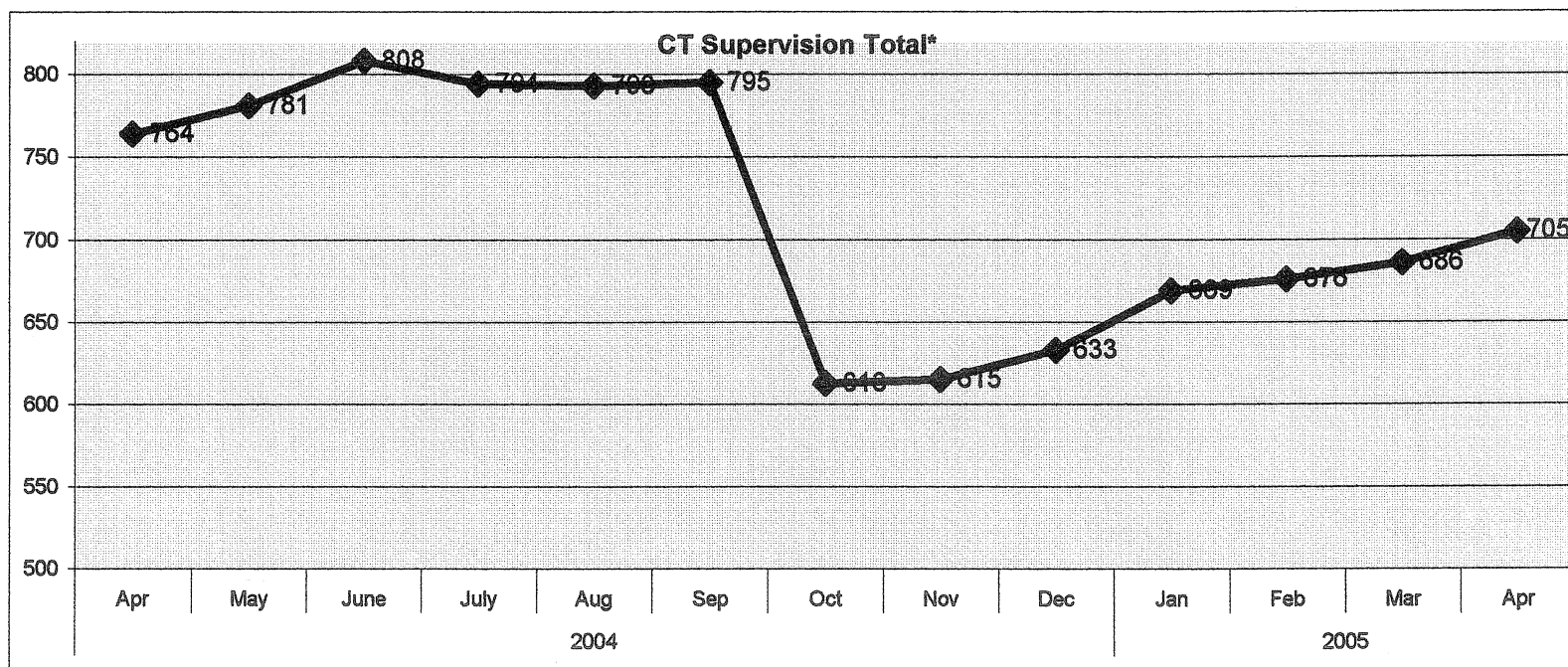


Parole Supervision Caseload

April 30, 2005

New Haven District Office Supervision Caseload

	2004												2005			
	Apr	May	June	July	Aug	Sep	Oct	Nov	Dec	Jan	Feb	Mar	Apr			
CT Parolees Supervised in CT	712	728	753	741	740	736	583	582	600	636	643	650	673			
Out Of State Parolees Supervised in CT	52	53	55	53	53	59	30	33	33	33	33	36	32			
CT Supervision Total:	764	781	808	794	793	795	613	615	633	669	676	686	705			
Parole Violators Confined	105	119	107	98	123	117	146	113	121	122	132	128	141			
GRAND TOTAL	869	900	915	892	916	912	759	728	754	791	808	814	846			

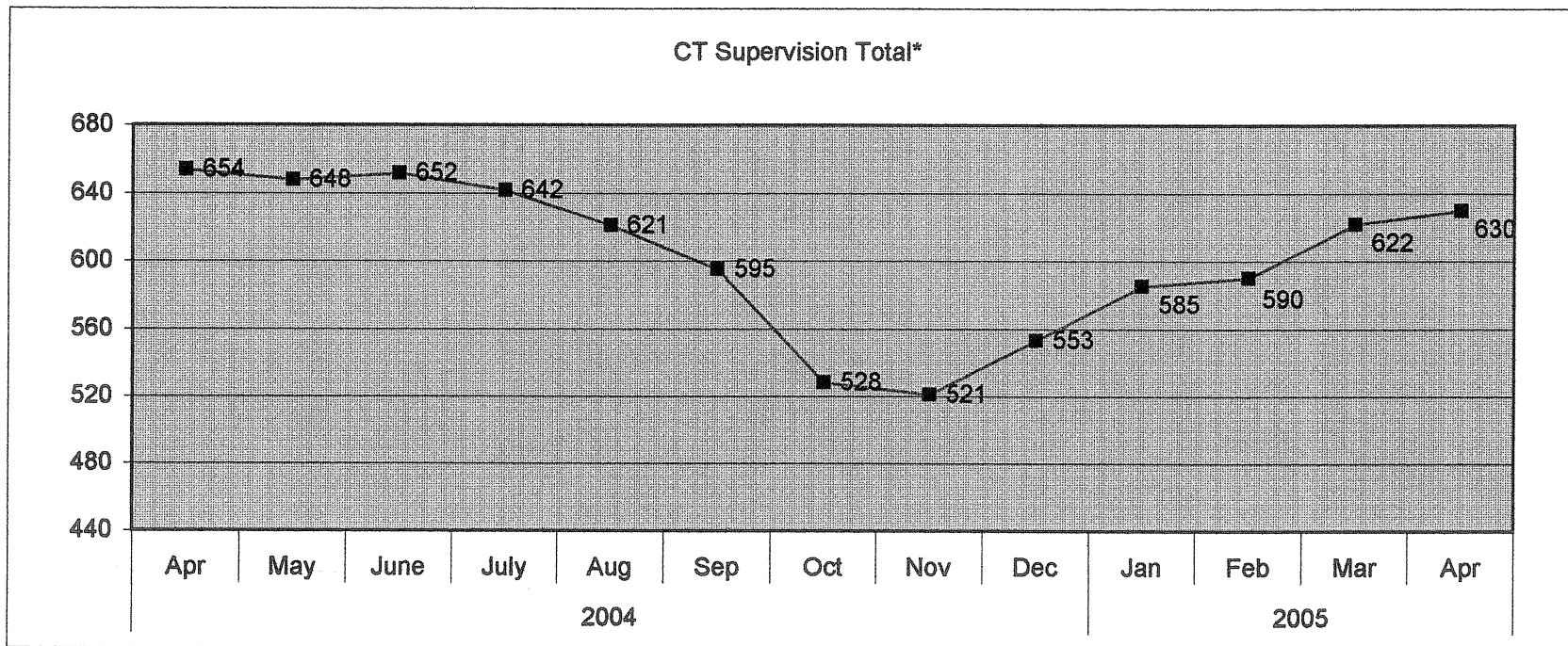


Parole Supervision Caseload

April 30, 2005

Waterbury Caseload

	2004						2005						
	Apr	May	June	July	Aug	Sep	Oct	Nov	Dec	Jan	Feb	Mar	Apr
CT Parolees Supervised in CT	611	609	611	602	582	555	492	484	519	549	551	578	587
Out Of State Parolees Supervised in CT	43	39	41	40	39	40	36	37	34	36	39	44	43
CT Supervision Total:	654	648	652	642	621	595	528	521	553	585	590	622	630
Parole Violators Confined	75	60	75	78	76	88	64	62	89	102	77	101	93
GRAND TOTAL	729	708	727	720	697	683	592	583	642	687	667	723	723

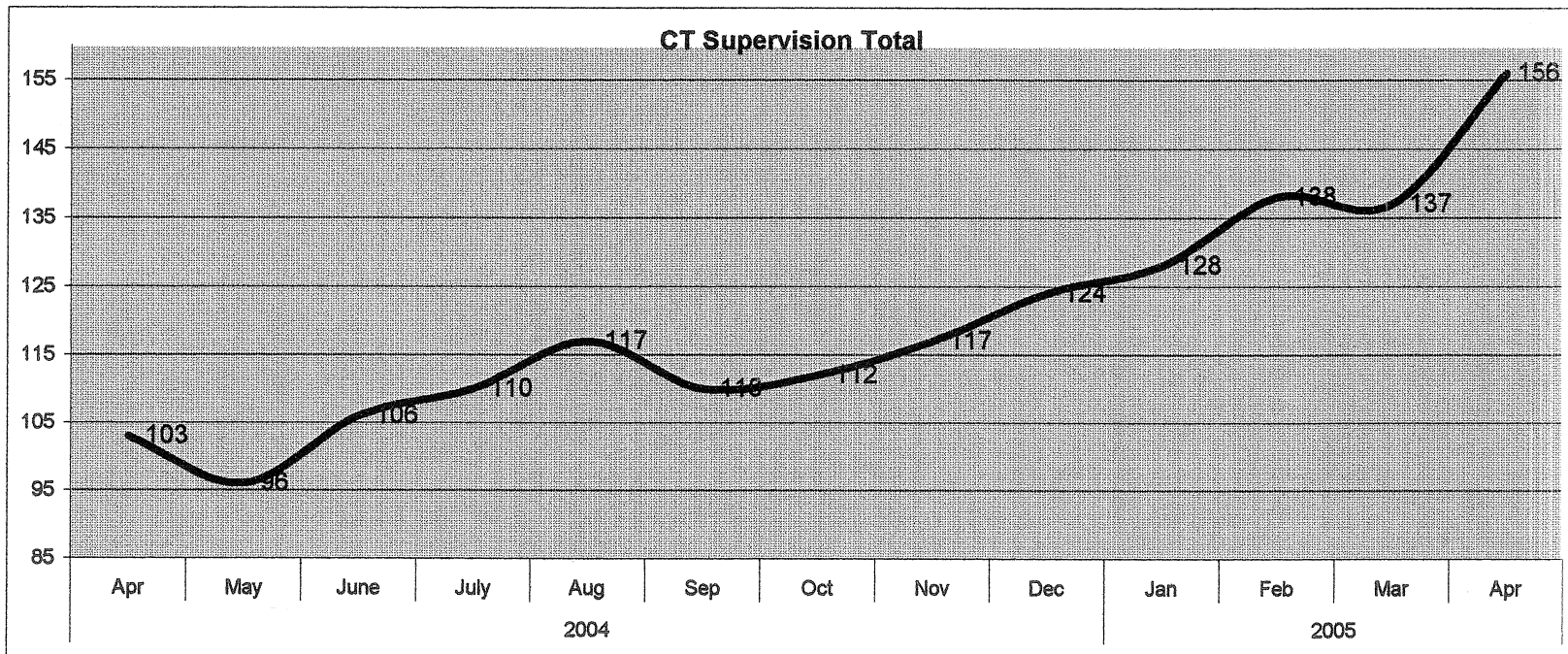


Parole Supervision Caseload

April 30, 2005

Special Management Supervision Caseload

	2004												2005	
	Apr	May	June	July	Aug	Sep	Oct	Nov	Dec	Jan	Feb	Mar	Apr	
CT Parolees Supervised in CT	91	85	98	98	105	99	100	106	113	117	127	125	141	
Out Of State Parolees Supervised in CT	12	11	8	12	12	11	12	11	11	11	11	12	15	
CT Supervision Total:	103	96	106	110	117	110	112	117	124	128	138	137	156	
Parole Violators Confined	17	21	23	24	21	15	11	12	20	23	23	26	28	
GRAND TOTAL	120	117	129	134	138	125	123	129	144	151	161	163	184	



Violation Reports

April 1, 2005 - April 30, 2005

<i>Office</i>	<i>Parole Officer</i>	<i>Absconder</i>	<i>Criminal</i>	<i>Technical</i>	<i>Total</i>
<i>Bridgeport</i>					
	Anderson			2	2
	Banas	1	2	1	4
	Barry		1		1
	Brown	1	2	2	5
	Gessaroli		1		1
	Greene		1		1
	Lloyd	1	2	1	4
	Mirto		1		1
	O'Reilly		1		1
	Office Total	3	11	6	20
<i>Hartford</i>					
	Bedard			2	2
	Dawson	1	4		5
	Edwards	1			1
	Fernandes		3	5	8
	Gaudet			2	2
	Mills			1	1
	Sullivan		2	3	5
	Thurlow	2	1		3
	Office Total	4	10	13	27
<i>Interstate Compact</i>					
	Harrison			1	1
	Smith	1			1
	Office Total	1		1	2
<i>New Haven</i>					
	Caruso		1		1
	Emielita	1	4		5
	Hogan	2	2		4

Wednesday, May 25, 2005

<i>Office</i>	<i>Parole Officer</i>	<i>Absconder</i>	<i>Criminal</i>	<i>Technical</i>	<i>Total</i>
	Holmes		3		3
	Kelly		1	2	3
	King		1	1	2
	Lawlor		3		3
	Runlett		1	2	3
	Rutkis	1	4	2	7
	Watts		6		6
	Office Total	4	26	7	37

Norwich/NL

	Duca		2	1	3
	Fleming			3	3
	Nelson		2	2	4
	Sprawling		1		1
	Szydlo		3	3	6
	Office Total		8	9	17

Special Management

	Buster			1	1
	Ellison	1		3	4
	Kendall	1		1	2
	Office Total	2		5	7

Waterbury

	Byrd		1	2	3
	Casanova		1	2	3
	Cintron		1	1	2
	Krupa		1		1
	Long	1	2		3
	McCown	2	2	1	5
	Romano		4	1	5
	Rose	1	2	1	4
	Thompson		2		2
	Viscomi		4		4
	Wood		5	1	6

<i>Office</i>	<i>Parole Officer</i>	<i>Absconder</i>	<i>Criminal</i>	<i>Technical</i>	<i>Total</i>
	Office Total	4	25	9	38
<i>Grand Total</i>		18	80	50	148

** Source: Hearings Division Warrant Requests and Interstate Reports*