

STATE OF CONNECTICUT

Connecticut Parole and Community Services
Monthly Report



March 2005

(March 2004 to March 2005)

Prepared by
Jerry Stowell

FOR
BOARD OF PARDONS & PAROLES (BOPP)
AND
DEPARTMENT OF CORRECTION (DOC)
Parole and Community Services Division

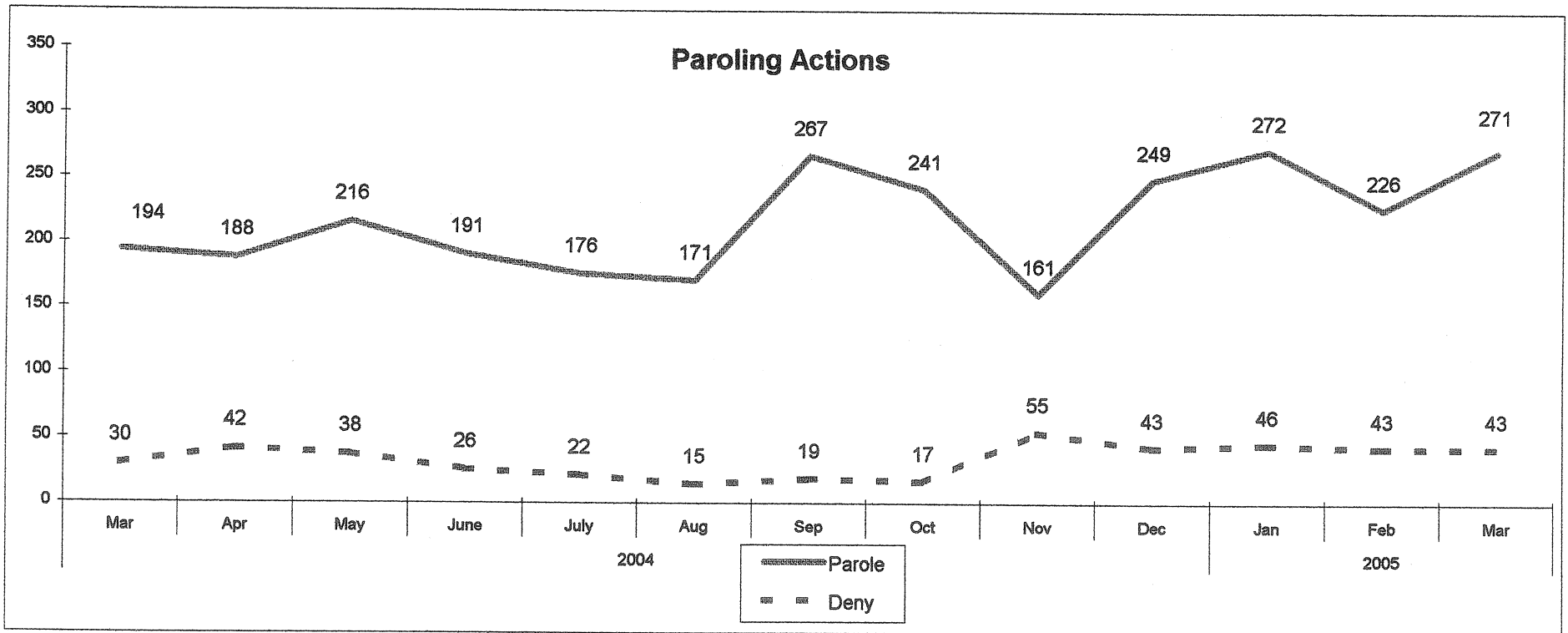
**Correctional Population and Parole Eligibility
March 31, 2005**

Confined Population	18,104		
(Unsentenced and Special Inmates)	(4,120)	Balance	13,984
(Sentences 2 Years & Less, Cuscom, New Admits)	(4,287)	Balance	9,697
(Parole Ineligible, crime committed)	(769)	Balance	8,928
(SRG Classification)	(243)	Balance	8,685
(Wright Decision Cases)	(387)	Balance	8,298
(Level 5 Classification)	(36)	Balance	8,262
(Chronic Disciplinary Unit Classification)	(45)		
Population Eligible for Parole Consideration	8,217		

**Connecticut Board of Parole
Hearings Division Monthly Statistics
March 31, 2005**

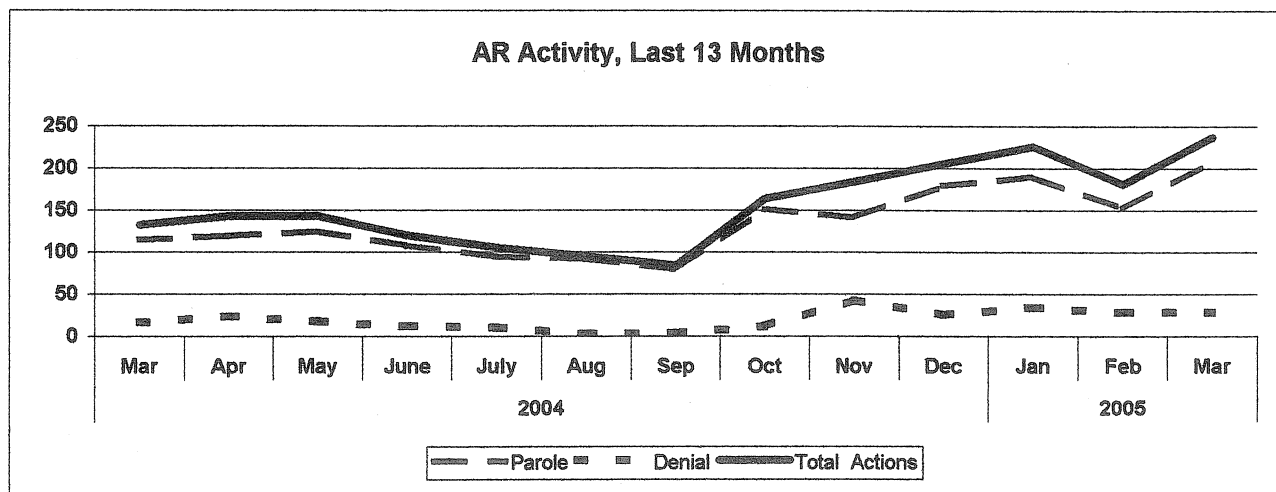
	2004												2005			12 Mo.
	Mar	Apr	May	June	July	Aug	Sep	Oct	Nov	Dec	Jan	Feb	Mar	Totals		
Full Panel Actions																
Parole	79	69	91	83	81	79	187	90	20	70	82	74	63	989		
Deny	13	18	20	14	11	12	15	5	12	17	11	14	14	163		
Medical Parole	0	0	0	0	0	0	0	0	0	0	0	0	0	0		
Revoke	41	55	32	29	18	39	24	33	26	26	58	20	20	380		
Revoke & Reparole	65	42	44	51	42	59	41	41	34	62	69	63	60	608		
Rescind	1	2	4	3	3	2	1	1	3	3	6	3	2	33		
Rescind & Reparole	8	14	10	8	12	7	11	11	15	15	12	13	18	146		
Early Parole Discharge	0	0	0	0	0	0	0	0	0	0	0	0	0	0		
Total Full Panel Actions	207	200	201	188	167	198	279	181	110	193	238	187	177	2319		
Administrative Review Actions																
Parole	115	119	125	108	95	92	80	151	141	179	190	152	208	1640		
Deny	17	24	18	12	11	3	4	12	43	26	35	29	29	246		
Total Admin. Review Actions	132	143	143	120	106	95	84	163	184	205	225	181	237	1886		
Staff Actions																
Case Review	13	17	16	12	11	24	121	54	13	11	8	22	26	335		
Review & Reschedule	236	115	250	222	121	177	188	322	276	410	531	207	352	3171		
Close Interest	56	15	105	19	22	68	20	54	65	148	98	22	60	696		
Total Actions	644	490	715	561	427	562	692	774	648	967	1100	619	852	8407		
Total Hearing Dates	20	20	17	19	22	19	20	20	15	15	15	15	15	212		
Parole Grant Rate																
Full Panels	86%	79%	82%	86%	88%	87%	93%	95%	63%	80%	88%	84%	82%	86%		
Administrative Reviews	87%	83%	87%	90%	90%	97%	95%	93%	77%	87%	84%	84%	88%	87%		

**Connecticut Board of Parole
Hearings Division Monthly Statistics
March 31, 2005**



**Connecticut Board of Parole
Hearings Division Monthly Statistics
Administrative Reviews
March 31, 2005**

	2004							2005					
	Mar	Apr	May	June	July	Aug	Sep	Oct	Nov	Dec	Jan	Feb	Mar
Parole	115	119	125	108	95	92	80	151	141	179	190	152	208
Denial	17	24	18	12	11	3	4	12	43	26	35	29	29
Medical Parole	0	0	0	0	0	0	0	0	0	0	0	1	0
Total Actions	132	143	143	120	106	95	84	163	184	205	226	181	237



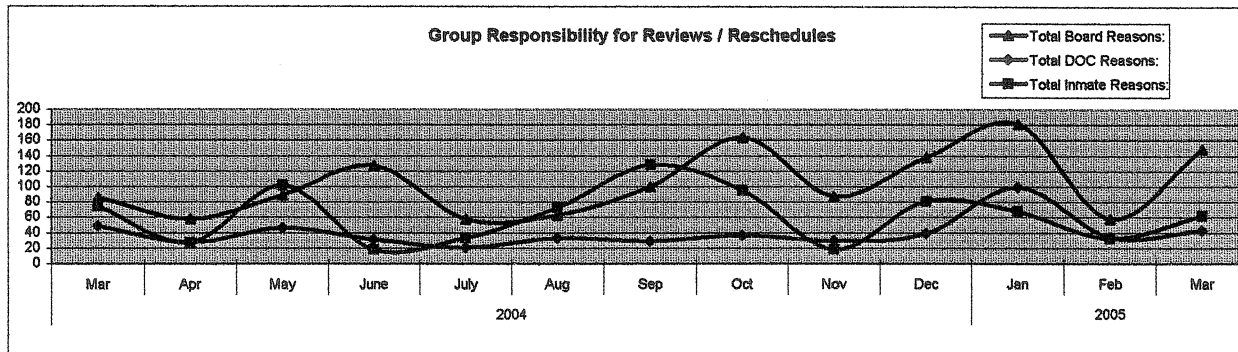
**Connecticut Board of Parole
Hearings Division Monthly Statistics
Current Location
March 31, 2005
Persons Granted Parole via Administrative Reviews**

Granting Month

Location	2004						2005						12 mo. Total	
	Mar	Apr	May	June	July	Aug	Sep	Oct	Nov	Dec	Jan	Feb		Mar
CT Parole Supervision	7	4	4	1	6	0	1	1	5	3	5	5	5	40
Out-of State Parole Supervision	0	0	0	0	0	0	0	0	0	0	1	0	0	1
Abscond from Parole	0	0	0	0	0	0	0	0	0	0	0	0	0	0
Halfway House	6	7	11	0	5	2	1	3	10	4	10	6	11	70
Confined in CT, to be Released	101	102	110	107	77	89	77	147	126	241	174	141	191	1582
Confined, Out of State	0	0	0	0	0	0	0	0	0	0	0	0	0	0
Furlough	0	0	0	0	0	0	0	0	0	1	0	0	0	1
Escaped, Prior to Release	0	0	0	0	2	0	0	0	0	0	0	0	0	2
Reconfined	0	0	0	0	0	0	0	0	0	0	0	0	0	0
TS	0	0	0	0	0	0	0	0	0	0	0	0	0	0
Discharged	1	0	0	0	0	0	0	0	0	0	0	0	0	0
Virginia	0	5	0	0	5	1	1	0	0	0	0	0	0	12
Medical Hospital	0	1	0	0	0	0	0	0	0	0	1	0	1	3
Total	115	119	125	108	95	92	80	151	141	249	191	152	208	1711

Connecticut Board of Parole
Types of Review and Rescheduling Activities
March 2005

	2004										2005		
	Mar	Apr	May	June	July	Aug	Sep	Oct	Nov	Dec	Jan	Feb	Mar
<u>Inmate-Related Reasons:</u>													
<u>Regular Hearings</u>													
In Seg/Punitive Seg	4	1	3	1	4	3	1	0	0	2	1	0	0
Inmate's Request	1	1	0	0	3	2	0	0	0	0	0	0	0
Pending Charges	19	0	27	2	1	15	1	7	1	36	32	3	17
Pending DR	0	0	0	0	0	0	0	0	0	0	0	0	1
SRG Affiliation	12	1	26	2	0	8	0	0	0	0	2	1	4
Pending Waiver	0	0	0	0	0	0	0	0	0	0	0	0	0
85% Status	23	5	21	0	6	16	3	32	1	30	22	5	13
Case Review	13	17	16	12	11	24	121	54	13	11	8	22	26
<u>Revocation Hearings:</u>													
Attorney	0	0	3	0	0	0	0	0	0	0	0	0	0
Pending Charges	2	2	6	1	8	5	2	2	3	2	3	1	1
Total Inmate Reasons:	74	27	102	18	33	73	128	95	18	81	68	32	62
<u>DOC-Related Reasons</u>													
<u>Regular Hearings</u>													
Transportation	35	19	30	19	15	21	16	27	29	29	66	20	27
Awaiting MH Evaluation	14	8	16	12	6	12	13	9	1	10	33	14	16
Total DOC Reasons:	49	27	46	31	21	33	29	36	30	39	99	34	43
<u>Board-Related Reasons</u>													
<u>Regular Hearings</u>													
Additional Info	30	28	21	32	40	32	63	55	60	94	90	28	52
Additional Offense Info	17	15	18	13	4	7	14	9	3	20	22	8	24
Hearing Cancelled	18	9	12	78	0	0	20	82	25	3	7	16	54
Ineligible-PE date	1	1	0	0	3	2	0	0	0	0	0	0	0
No Parole Package	0	0	0	0	0	0	0	0	0	0	0	0	0
Awaiting Sex Offender Eval	0	0	0	0	0	0	0	0	0	0	0	0	1
Other	20	5	38	4	11	22	3	18	0	21	62	6	18
Total Board Reasons:	86	58	89	127	58	63	100	164	88	138	181	58	149
All Reasons:	209	112	237	176	112	169	257	295	136	258	348	124	254

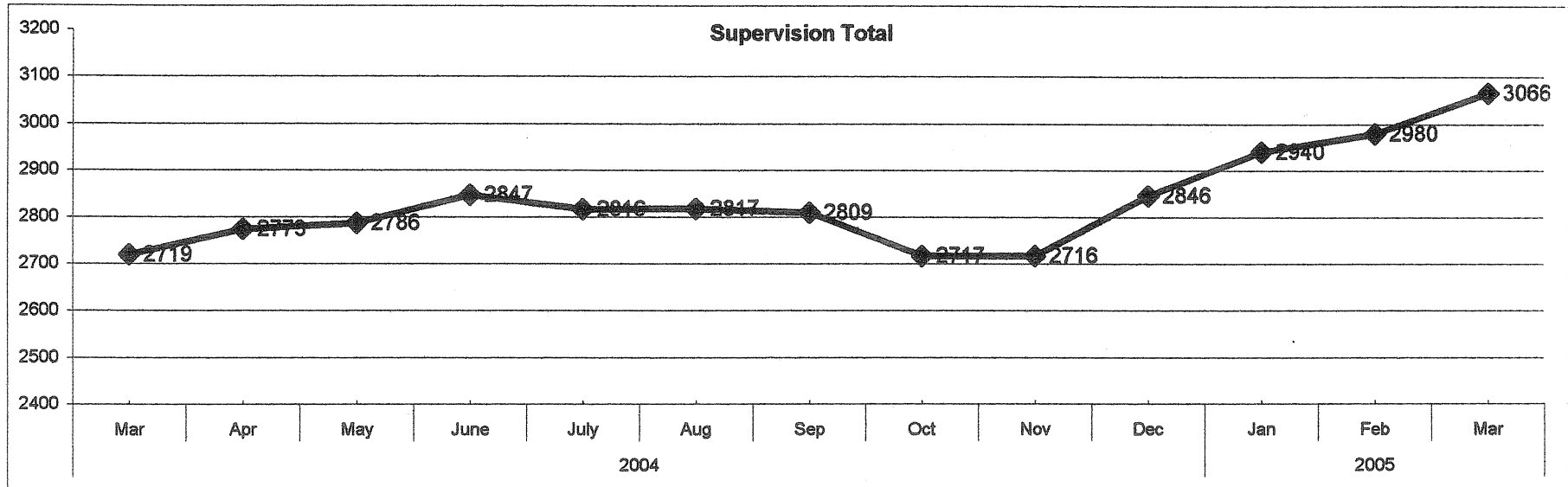


**Parole Granting Rate
April 2004 - March 2005**

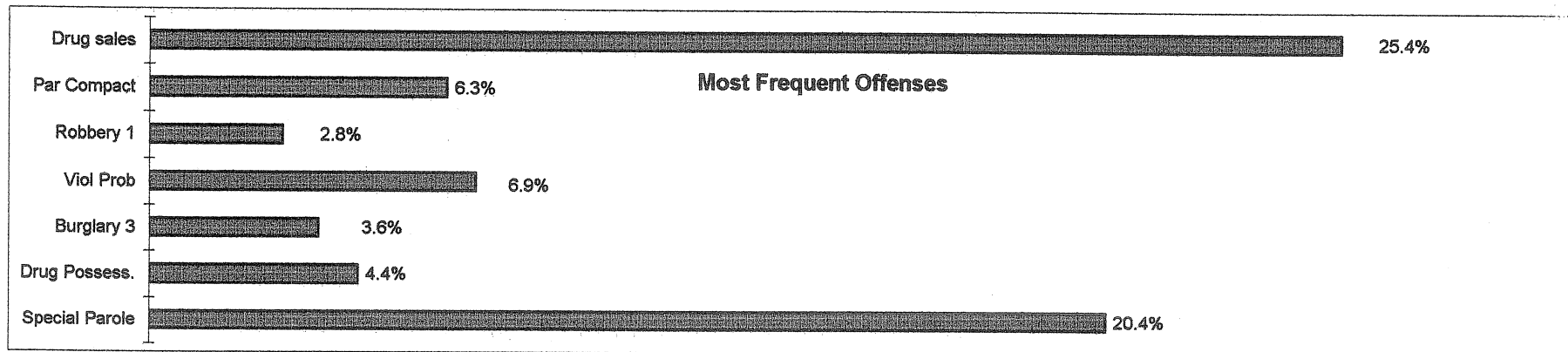

	Full Panel Hearings	Administrative Reviews
April	79%	83%
May	82%	87%
June	86%	90%
July	88%	90%
August	87%	97%
September	93%	95%
October	97%	93%
November	63%	77%
December	80%	87%
January	88%	84%
February	84%	84%
March	86%	87%
Average:	84%	88%

Connecticut Board of Parole Parole Supervision Caseload March 31, 2005

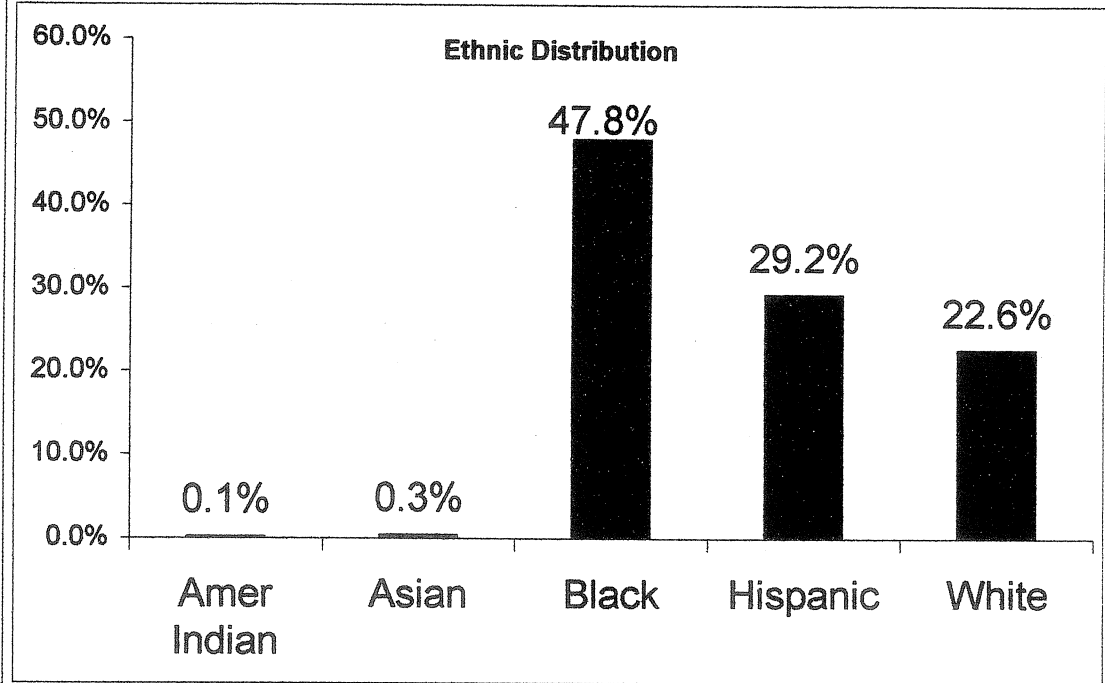
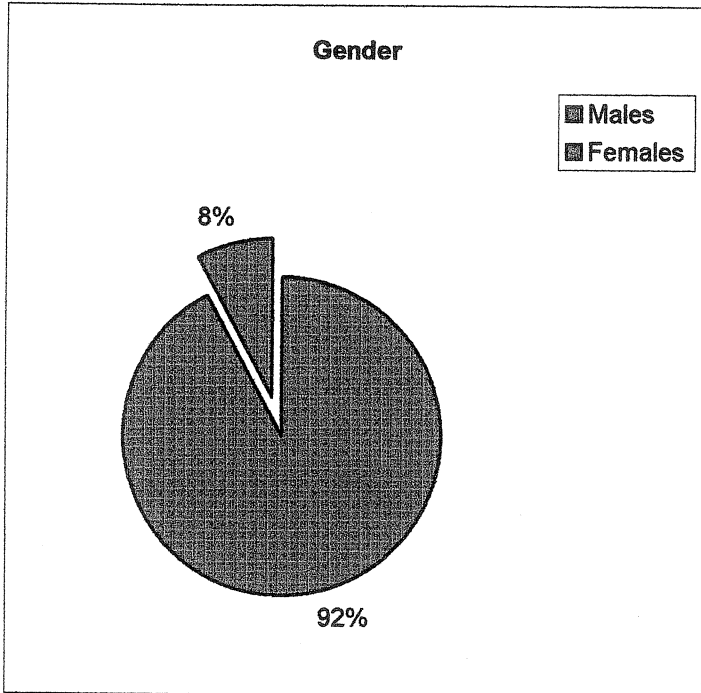
	2004										2005		
	Mar	Apr	May	June	July	Aug	Sep	Oct	Nov	Dec	Jan	Feb	Mar
CT Parolees Supervised in CT	2336	2371	2390	2447	2419	2419	2398	2345	2332	2450	2528	2552	2622
Out Of State Parolees Supervised in CT	195	203	198	196	194	194	195	166	174	170	183	191	198
CT Supervision Total:	2531	2574	2588	2643	2613	2613	2593	2511	2506	2620	2711	2743	2820
CT Parolees Supervised Out of State	188	199	198	204	203	204	216	206	210	226	229	237	246
Supervision Total:	2719	2773	2786	2847	2816	2817	2809	2717	2716	2846	2940	2980	3066
Parole Violators Confined	352	383	361	369	402	392	419	406	412	465	496	468	524
GRAND TOTAL	3071	3156	3147	3216	3218	3209	3228	3123	3128	3311	3436	3448	3590



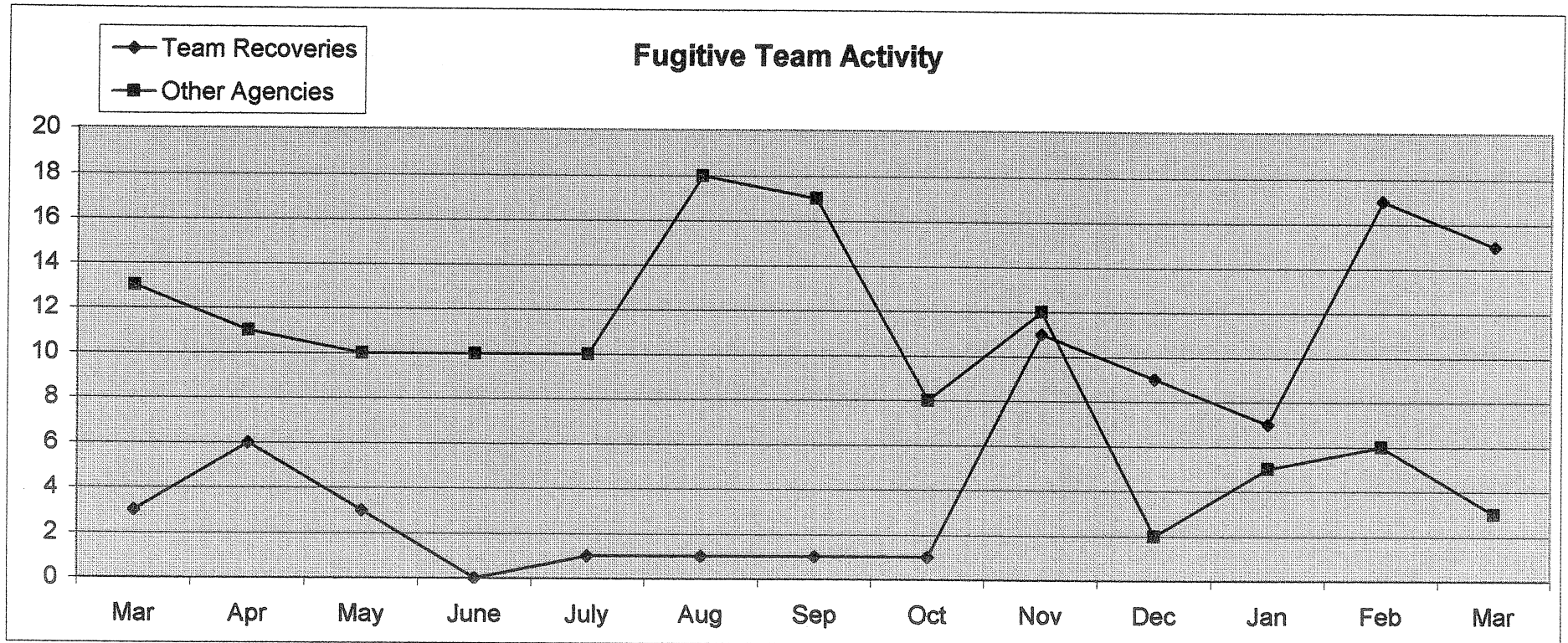
Connecticut Board of Parole Parole Supervision Caseload March 31, 2005



**Connecticut Board of Parole
Parole Supervision Caseload
March 31, 2005**



**Connecticut Board of Parole
Parole Supervision Caseload
March 31, 2005**



**Connecticut Board of Parole
Parole Supervision Caseload
March 31, 2005**

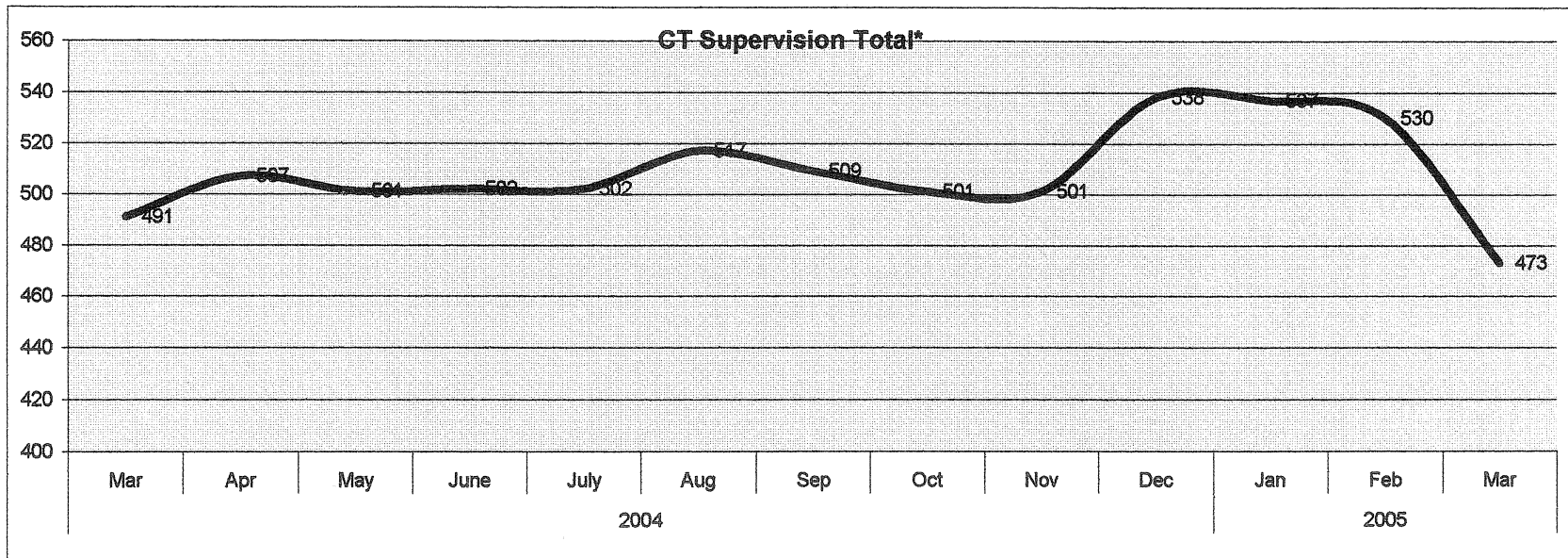
	2004										2005		
	Mar	Apr	May	June	July	Aug	Sep	Oct	Nov	Dec	Jan	Feb	Mar
Number of Parolees Employed:	1958	1957	2052	2120	2121	2116	2054	2023	1964	2066	2081	2050	2097
Parolees Unemployable:	294	284	272	287	272	274	291	306	308	367	413	459	419
Proportion Employed:	88%	85%	89%	90%	91%	90%	89%	92%	89%	92%	91%	90%	87%
Number Active in Parole Works:	267	251	256	225	212	203	207	177	180	176	201	227	264
# Community Service Hours:	564	280	417	292	638	712	678	485	345	18	0	170	411

Parole Supervision Caseload

March 31, 2005

Bridgeport District Office Supervision Caseload

	2004										2005		
	Mar	Apr	May	June	July	Aug	Sep	Oct	Nov	Dec	Jan	Feb	Mar
CT Parolees Supervised in CT	456	470	466	466	469	485	477	472	470	510	500	492	438
Out Of State Parolees Supervised in CT	35	37	35	36	33	32	32	29	31	28	37	38	35
CT Supervision Total:	491	507	501	502	502	517	509	501	501	538	537	530	473
Parole Violators Confined	64	56	56	61	70	68	68	72	75	77	76	73	65
GRAND TOTAL	555	563	557	563	572	585	577	573	576	615	613	603	538

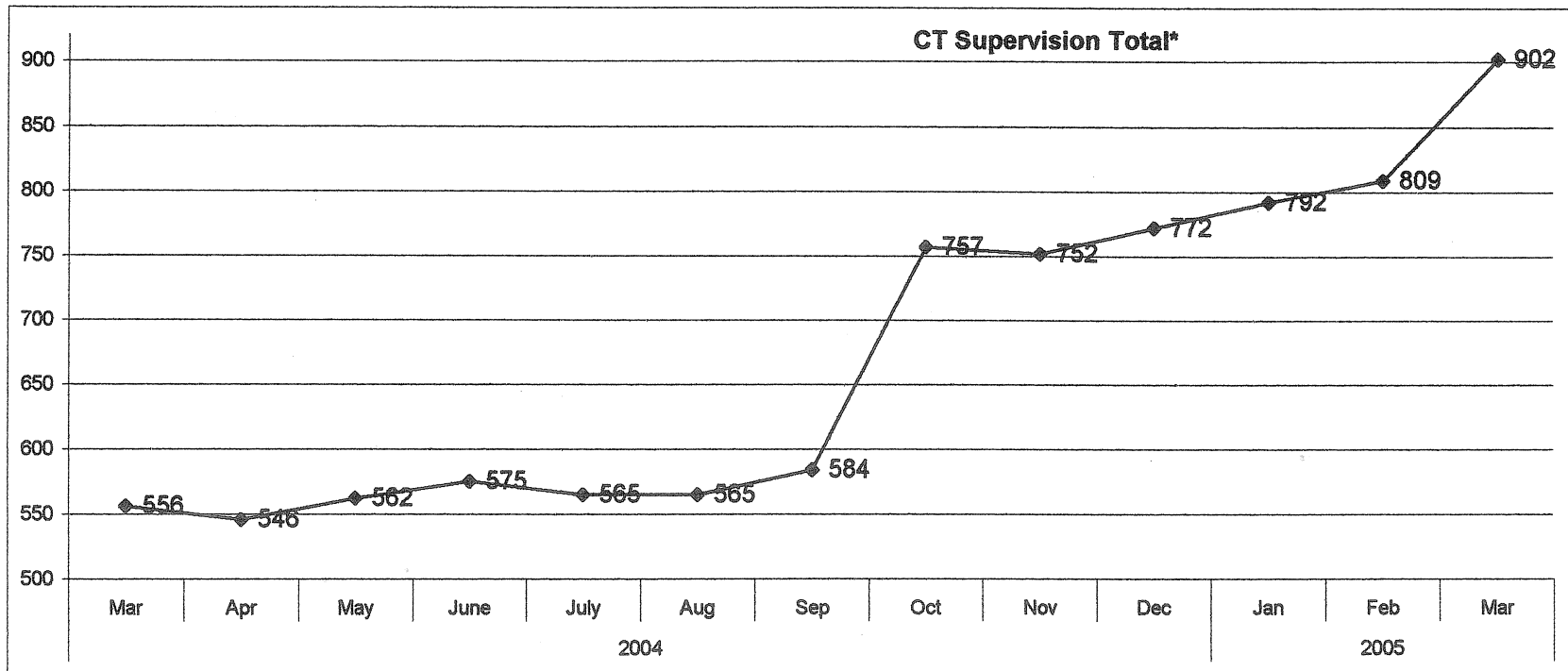


Parole Supervision Caseload

March 31, 2005

Hartford District Office Supervision Caseload

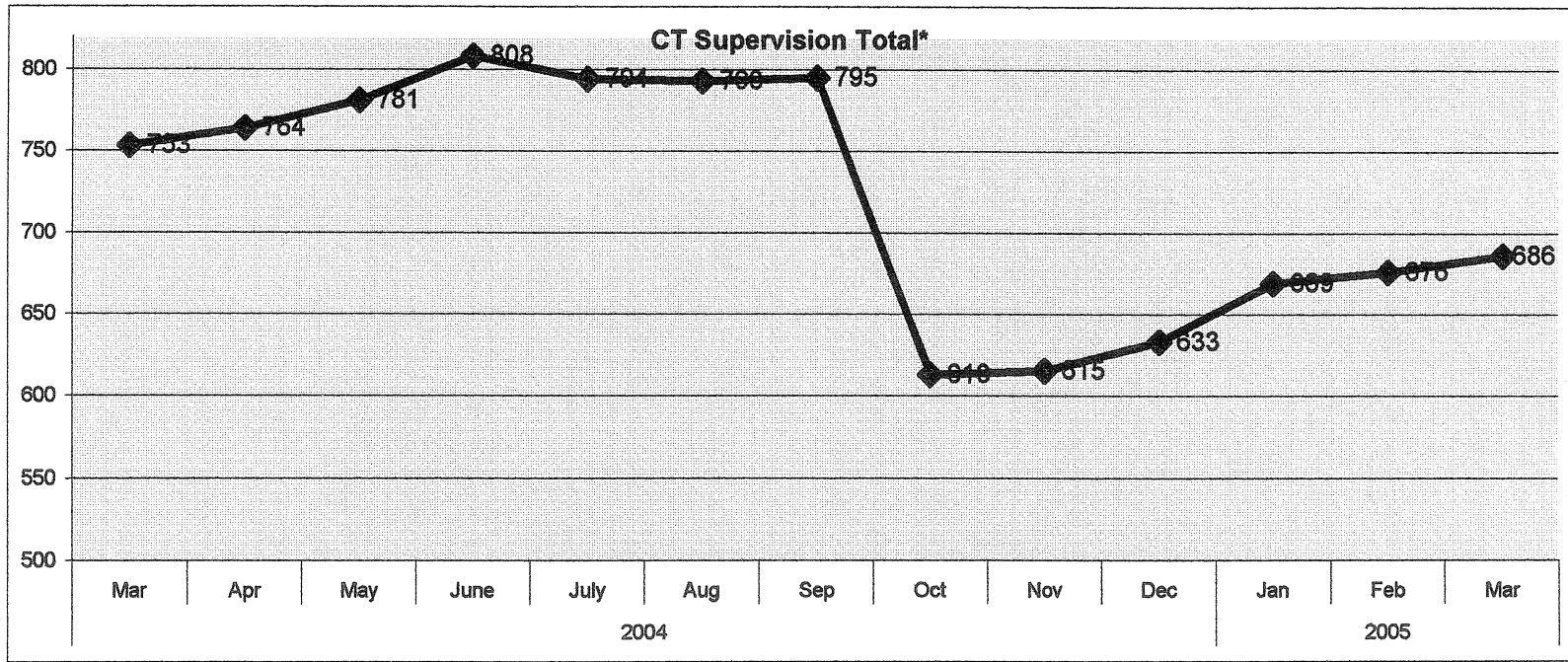
	2004										2005		
	Mar	Apr	May	June	July	Aug	Sep	Oct	Nov	Dec	Jan	Feb	Mar
CT Parolees Supervised in CT	503	487	502	519	509	507	531	698	690	708	726	739	831
Out Of State Parolees Supervised in CT	53	59	60	56	56	58	53	59	62	64	66	70	71
CT Supervision Total:	556	546	562	575	565	565	584	757	752	772	792	809	902
Parole Violators Confined	91	116	117	112	107	110	102	146	142	157	163	167	191
GRAND TOTAL	647	662	679	687	672	675	686	903	894	929	955	976	1093



Parole Supervision Caseload March 31, 2005

New Haven District Office Supervision Caseload

	2004												2005	
	Mar	Apr	May	June	July	Aug	Sep	Oct	Nov	Dec	Jan	Feb	Mar	
CT Parolees Supervised in CT	702	712	728	753	741	740	736	583	582	600	636	643	650	
Out Of State Parolees Supervised in CT	51	52	53	55	53	53	59	30	33	33	33	33	36	
CT Supervision Total:	753	764	781	808	794	793	795	613	615	633	669	676	686	
Parole Violators Confined	97	105	119	107	98	123	117	146	113	121	122	132	128	
GRAND TOTAL	850	869	900	915	892	916	912	759	728	754	791	808	814	

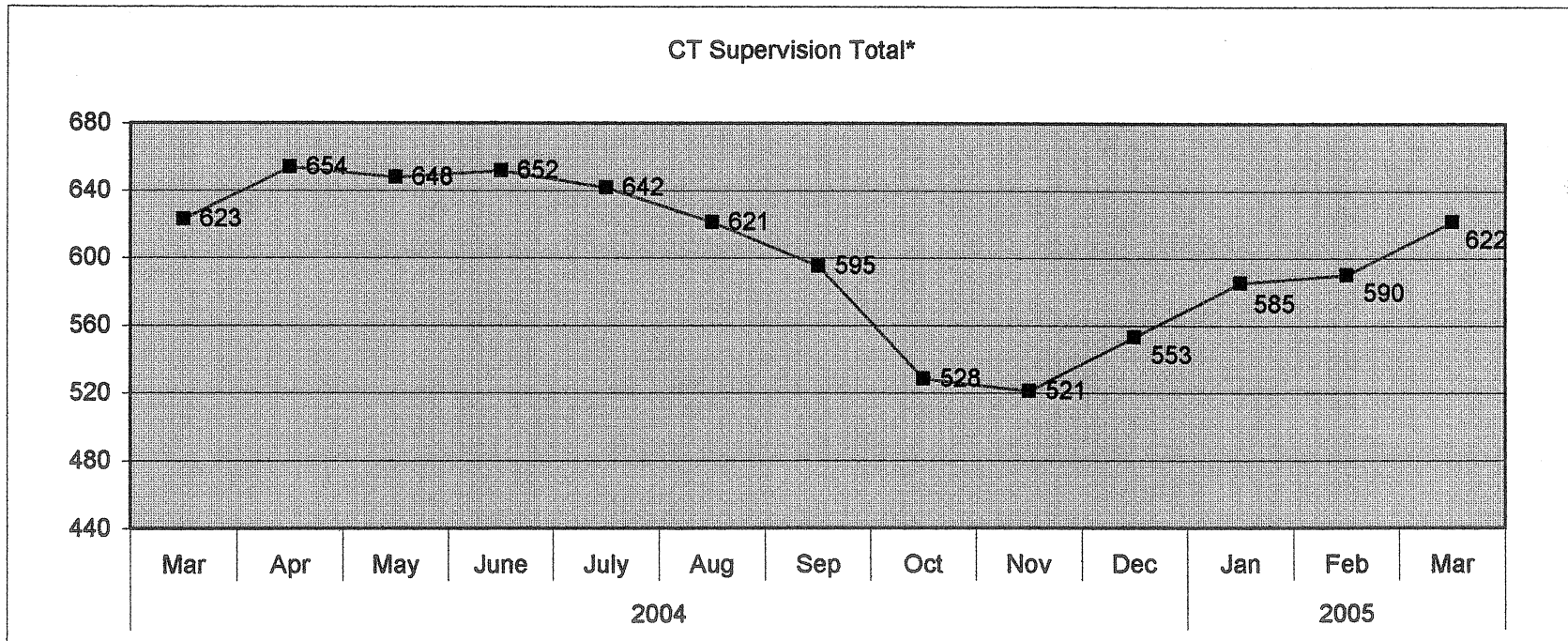


Parole Supervision Caseload

March 31, 2005

Waterbury Caseload

	2004										2005		
	Mar	Apr	May	June	July	Aug	Sep	Oct	Nov	Dec	Jan	Feb	Mar
CT Parolees Supervised in CT	581	611	609	611	602	582	555	492	484	519	549	551	578
Out Of State Parolees Supervised in CT	42	43	39	41	40	39	40	36	37	34	36	39	44
CT Supervision Total:	623	654	648	652	642	621	595	528	521	553	585	590	622
Parole Violators Confined	74	75	60	75	78	76	88	64	62	89	102	77	101
GRAND TOTAL	697	729	708	727	720	697	683	592	583	642	687	667	723

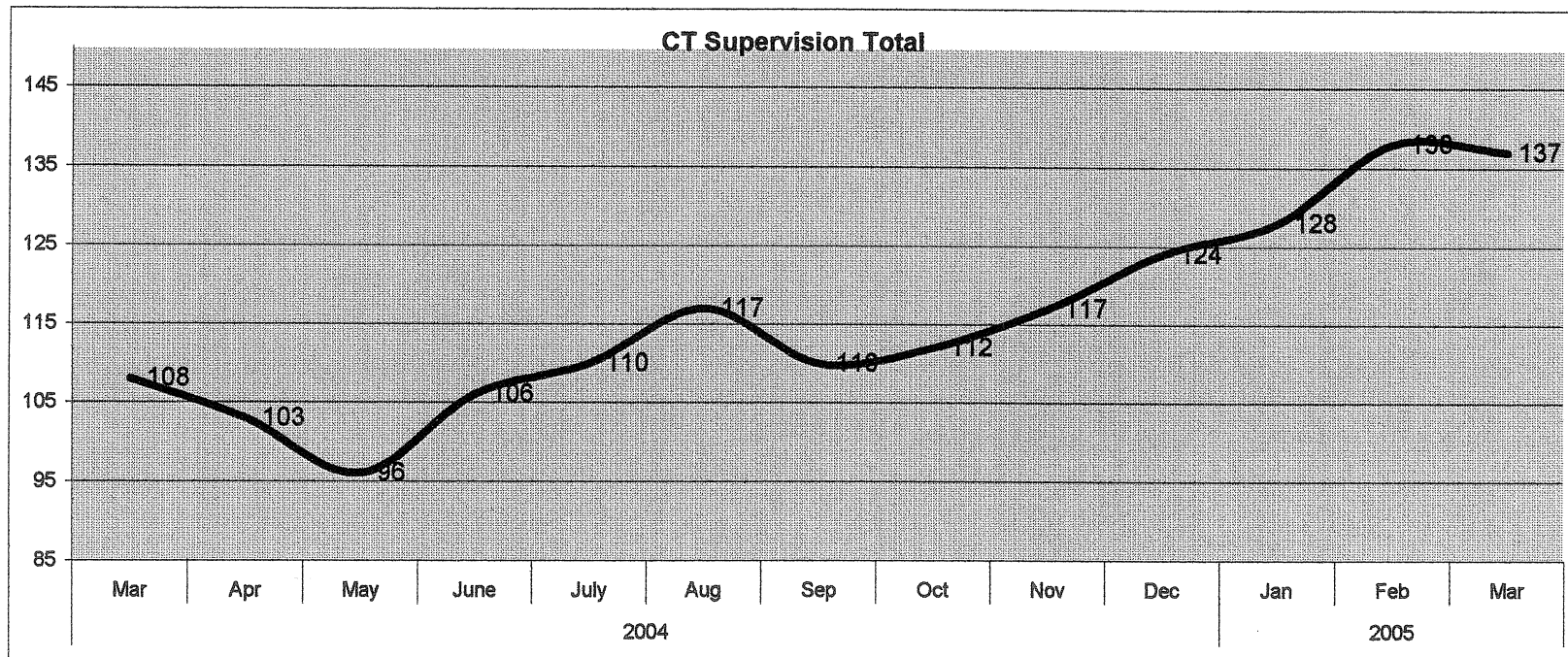


Parole Supervision Caseload

March 31, 2005

Special Management Supervision Caseload

	2004												2005	
	Mar	Apr	May	June	July	Aug	Sep	Oct	Nov	Dec	Jan	Feb	Mar	
CT Parolees Supervised in CT	94	91	85	98	98	105	99	100	106	113	117	127	125	
Out Of State Parolees Supervised in CT	14	12	11	8	12	12	11	12	11	11	11	11	12	
CT Supervision Total:	108	103	96	106	110	117	110	112	117	124	128	138	137	
Parole Violators Confined	18	17	21	23	24	21	15	11	12	20	23	23	26	
GRAND TOTAL	126	120	117	129	134	138	125	123	129	144	151	161	163	



Violation Reports

March 1, 2005 - March 31, 2005

<i>Office</i>	<i>Parole Officer</i>	<i>Absconder</i>	<i>Criminal</i>	<i>Technical</i>	<i>Total</i>
<i>Bridgeport</i>					
	Anderson		3		3
	Banas	1	1		2
	Brown		1	1	2
	Gessaroli		1		1
	Greene	2	4	1	7
	Johnson		4	1	5
	Lloyd		1	1	2
	Mirto			1	1
	O'Reilly		3		3
	Office Total	3	18	5	26
<i>Hartford</i>					
	Bedard		3	1	4
	Dawson		5	1	6
	Edwards		3	1	4
	Fernandes		5	1	6
	Gaudet		2	1	3
	Sullivan		3		3
	Thurlow		5		5
	Office Total		26	5	31
<i>New Haven</i>					
	Caruso		1	1	2
	Emielita		3		3
	Hogan	1	1	2	4
	Holmes		4	1	5
	Kelly		1	1	2
	King		2		2
	Lawlor	2	5		7
	Ritkis		1		1
	Runlett		3		3

Friday, April 22, 2005

<i>Office</i>	<i>Parole Officer</i>	<i>Absconder</i>	<i>Criminal</i>	<i>Technical</i>	<i>Total</i>
	Rutkis		3	1	4
	Sprawling		2		2
	Watts		1		1
	Office Total	3	27	6	36
<i>Norwich/NL</i>					
	Duca		2	1	3
	Fleming		2	3	5
	Nelson	2	1	1	4
	Sprawling		3		3
	Szydlo		1		1
	Office Total	2	9	5	16
<i>Special Management</i>					
	Bransford		1	1	2
	Ellison		2		2
	Kendall	1	1		2
	Office Total	1	4	1	6
<i>Waterbury</i>					
	Byrd		3		3
	Casanova		2		2
	Cintron	1	1		2
	Long		2	1	3
	McCown		3		3
	Romano	1	1	1	3
	Rose		1		1
	Viscomi		3		3
	Wood	1	4		5
	Office Total	3	20	2	25
<i>Grand Total</i>		12	104	24	140

** Source: Hearings Division Warrant Requests and Interstate Reports*

Friday, April 22, 2005