


STATE OF CONNECTICUT

**Connecticut Parole and Community Services
Monthly Report**



February 2005
(February 2004 to February 2005)

Prepared by
Jerry Stowell

FOR
BOARD OF PARDONS & PAROLES (BOPP)
AND
DEPARTMENT OF CORRECTION (DOC)
Parole and Community Services Division

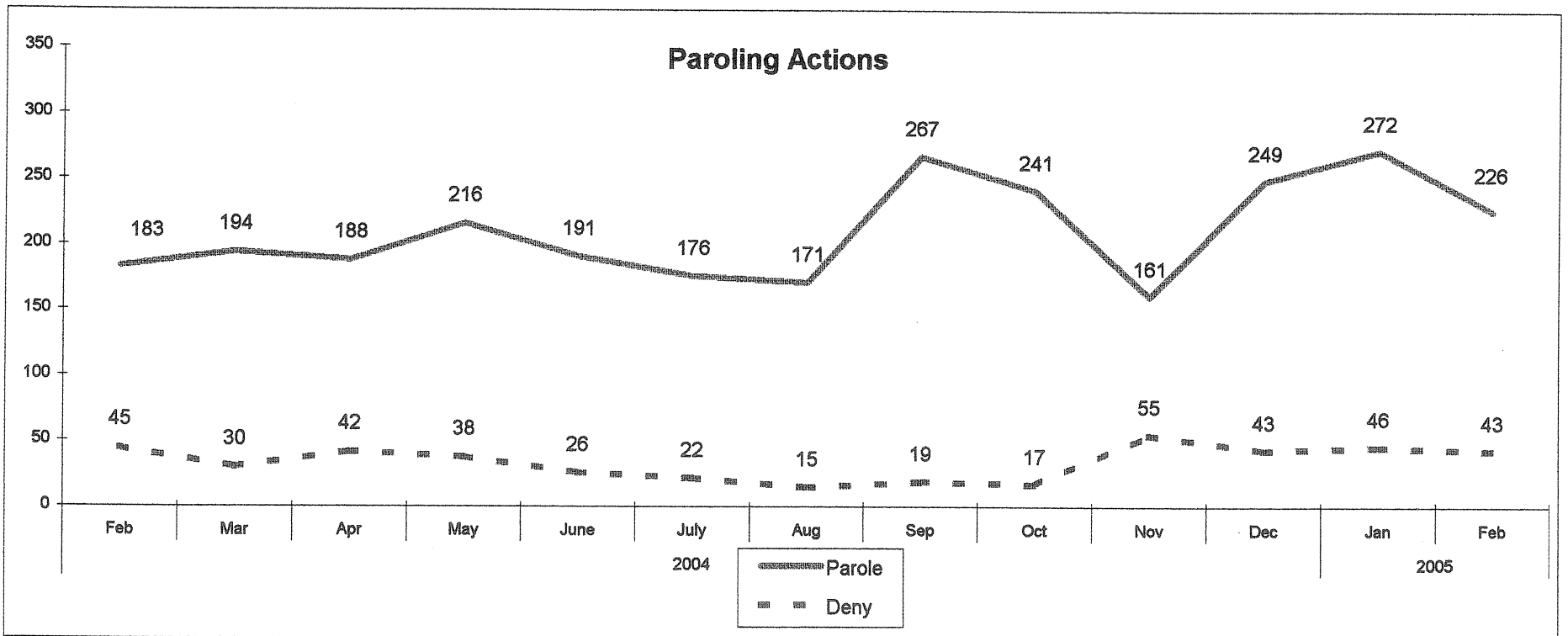
**Correctional Population and Parole Eligibility
February 28, 2005**

Confined Population	18,199		
(Unsentenced and Special Inmates)	(4,047)	Balance	14,152
(Sentences 2 Years & Less, Cuscom, New Admits)	(4,376)	Balance	9,776
(Parole Ineligible, crime committed)	(763)	Balance	9,013
(SRG Classification)	(235)	Balance	8,778
(Wright Decision Cases)	(374)	Balance	8,404
(Level 5 Classification)	(37)	Balance	8,367
(Chronic Disciplinary Unit Classification)	(46)		
Population Eligible for Parole Consideration	8,321		

**Connecticut Board of Parole
Hearings Division Monthly Statistics
February 28, 2005**

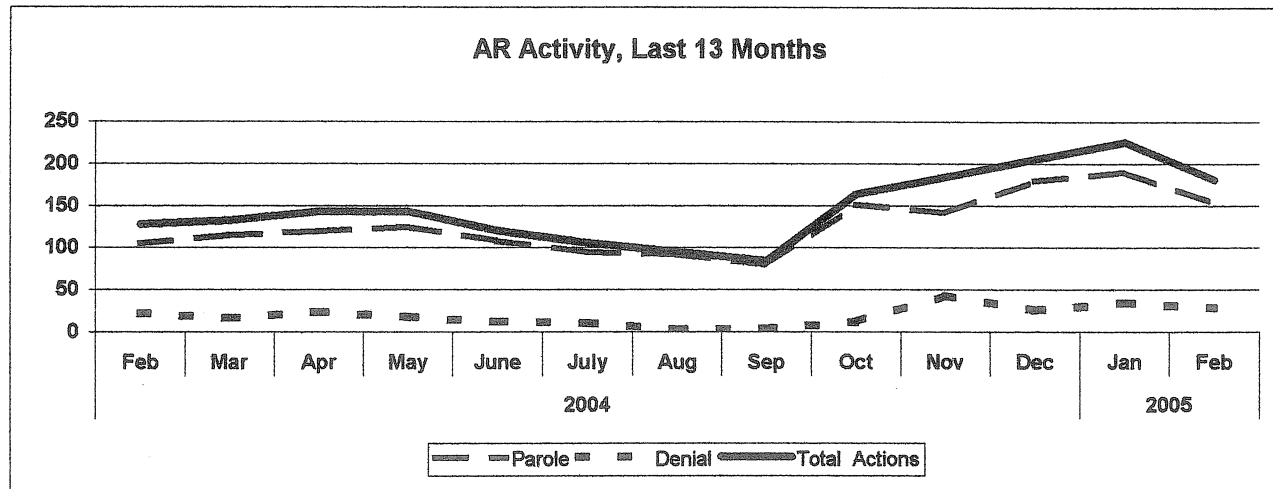
	2004											2005		12 Mo.
	Feb	Mar	Apr	May	June	July	Aug	Sep	Oct	Nov	Dec	Jan	Feb	Totals
Full Panel Actions														
Parole	78	79	69	91	83	81	79	187	90	20	70	82	74	1005
Deny	22	13	18	20	14	11	12	15	5	12	17	11	14	162
Medical Parole	0	0	0	0	0	0	0	0	0	0	0	0	0	0
Revoke	56	41	55	32	29	18	39	24	33	26	26	58	20	401
Revoke & Reparole	52	65	42	44	51	42	59	41	41	34	62	69	63	613
Rescind	9	1	2	4	3	3	2	1	1	3	3	6	3	32
Rescind & Reparole	7	8	14	10	8	12	7	11	11	15	15	12	13	136
Early Parole Discharge	0	0	0	0	0	0	0	0	0	0	0	0	0	0
Total Full Panel Actions	224	207	200	201	188	167	198	279	181	110	193	238	187	2349
Administrative Review Actions														
Parole	105	115	119	125	108	95	92	80	151	141	179	190	152	1547
Deny	23	17	24	18	12	11	3	4	12	43	26	35	29	234
Total Admin. Review Actions	128	132	143	143	120	106	95	84	163	184	205	225	181	1781
Staff Actions														
Case Review	30	13	17	16	12	11	24	121	54	13	11	8	22	322
Review & Reschedule	226	236	115	250	222	121	177	188	322	276	410	531	207	3055
Close Interest	66	56	15	105	19	22	68	20	54	65	148	98	22	692
Total Actions	674	644	490	715	561	427	562	692	774	648	967	1100	619	8199
Total Hearing Dates	20	20	20	17	19	22	19	20	20	15	15	15	15	217
Parole Grant Rate														
Full Panels	78%	86%	79%	82%	86%	88%	87%	93%	95%	63%	80%	88%	84%	86%
Administrative Reviews	82%	87%	83%	87%	90%	90%	97%	95%	93%	77%	87%	84%	84%	87%

Connecticut Board of Parole Hearings Division Monthly Statistics February 28, 2005



**Connecticut Board of Parole
Hearings Division Monthly Statistics
Administrative Reviews
February 28, 2005**

	2004											2005	
	Feb	Mar	Apr	May	June	July	Aug	Sep	Oct	Nov	Dec	Jan	Feb
Parole	105	115	119	125	108	95	92	80	151	141	179	190	152
Denial	23	17	24	18	12	11	3	4	12	43	26	35	29
Medical Parole	0	0	0	0	0	0	0	0	0	0	0	0	1
Total Actions	128	132	143	143	120	106	95	84	163	184	205	226	181



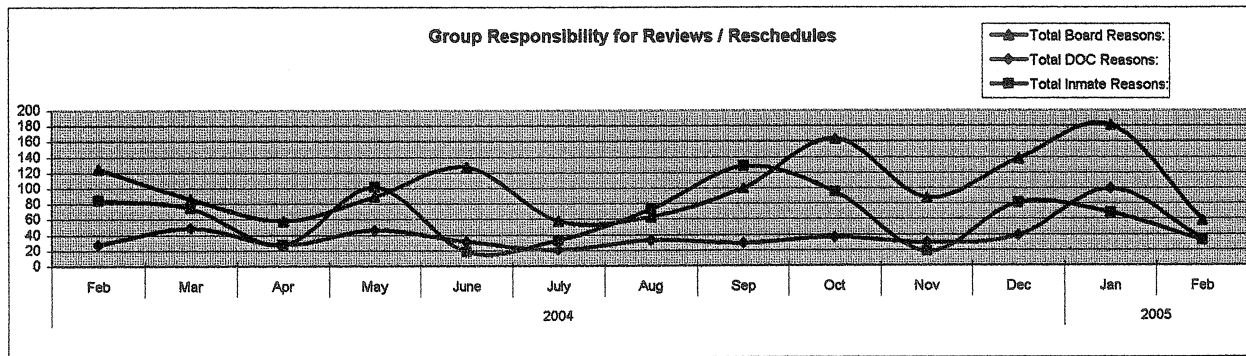
**Connecticut Board of Parole
Hearings Division Monthly Statistics
Current Location
February 28, 2005
Persons Granted Parole via Administrative Reviews**

Granting Month

Location	2004							2005						12 mo. Total
	Feb	Mar	Apr	May	June	July	Aug	Sep	Oct	Nov	Dec	Jan	Feb	
CT Parole Supervision	3	7	4	4	1	6	0	1	1	5	3	5	5	40
Out-of State Parole Supervision	0	0	0	0	0	0	0	0	0	0	0	1	0	1
Abscond from Parole	0	0	0	0	0	0	0	0	0	0	0	0	0	0
Halfway House	3	6	7	11	0	5	2	1	3	10	4	10	6	62
Confined in CT, to be Released	96	101	102	110	107	77	89	77	147	126	241	174	141	1447
Confined, Out of State	0	0	0	0	0	0	0	0	0	0	0	0	0	0
Furlough	0	0	0	0	0	0	0	0	0	0	1	0	0	1
Escaped, Prior to Release	0	0	0	0	0	2	0	0	0	0	0	0	0	2
Reconfined	0	0	0	0	0	0	0	0	0	0	0	0	0	0
TS	0	0	0	0	0	0	0	0	0	0	0	0	0	0
Discharged	0	1	0	0	0	0	0	0	0	0	0	0	0	1
Virginia	3	0	5	0	0	5	1	1	0	0	0	0	0	15
Medical Hospital	0	0	1	0	0	0	0	0	0	0	0	1	0	2
Total	105	115	119	125	108	95	92	80	151	141	249	191	152	1571

**Connecticut Board of Parole
Types of Review and Rescheduling Activities
February 2005**

	2004											2005	
	Feb	Mar	Apr	May	June	July	Aug	Sep	Oct	Nov	Dec	Jan	Feb
<u>Inmate-Related Reasons:</u>													
<u>Regular Hearings</u>													
In Seg/Punitive Seg	0	4	1	3	1	4	3	1	0	0	2	1	0
Inmate's Request	2	1	1	0	0	3	2	0	0	0	0	0	0
Pending Charges	14	19	0	27	2	1	15	1	7	1	36	32	3
Pending DR	0	0	0	0	0	0	0	0	0	0	0	0	0
SRG Affiliation	20	12	1	26	2	0	8	0	0	0	0	2	1
Pending Waiver	0	0	0	0	0	0	0	0	0	0	0	0	0
85% Status	17	23	5	21	0	6	16	3	32	1	30	22	5
Case Review	30	13	17	16	12	11	24	121	54	13	11	8	22
<u>Revocation Hearings:</u>													
Attorney	0	0	0	3	0	0	0	0	0	0	0	0	0
Pending Charges	1	2	2	6	1	8	5	2	2	3	2	3	1
Total Inmate Reasons:	84	74	27	102	18	33	73	128	95	18	81	68	32
<u>DOC-Related Reasons</u>													
<u>Regular Hearings</u>													
Transportation	16	35	19	30	19	15	21	16	27	29	29	66	20
Awaiting MH Evaluation	11	14	8	16	12	6	12	13	9	1	10	33	14
Total DOC Reasons:	27	49	27	46	31	21	33	29	36	30	39	99	34
<u>Board-Related Reasons</u>													
<u>Regular Hearings</u>													
Additional Info	25	30	28	21	32	40	32	63	55	60	94	90	28
Additional Offense Info	12	17	15	18	13	4	7	14	9	3	20	22	8
Hearing Cancelled	68	18	9	12	78	0	0	20	82	25	3	7	16
Ineligible-PE date	2	1	1	0	0	3	2	0	0	0	0	0	0
No Parole Package	0	0	0	0	0	0	0	0	0	0	0	0	0
Awaiting Sex Offender Eval	0	0	0	0	0	0	0	0	0	0	0	0	0
Other	18	20	5	38	4	11	22	3	18	0	21	62	6
Total Board Reasons:	125	86	58	89	127	58	63	100	164	88	138	181	58
All Reasons:	236	209	112	237	176	112	169	257	295	136	258	348	124

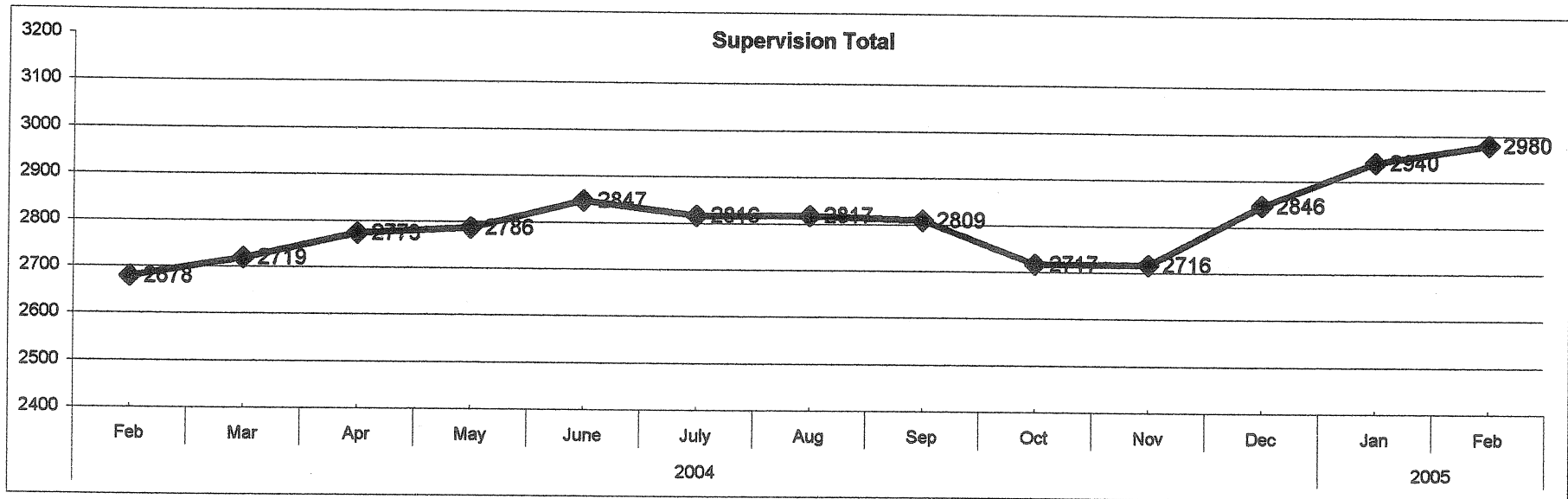


**Parole Granting Rate
March 2004 - February 2005**

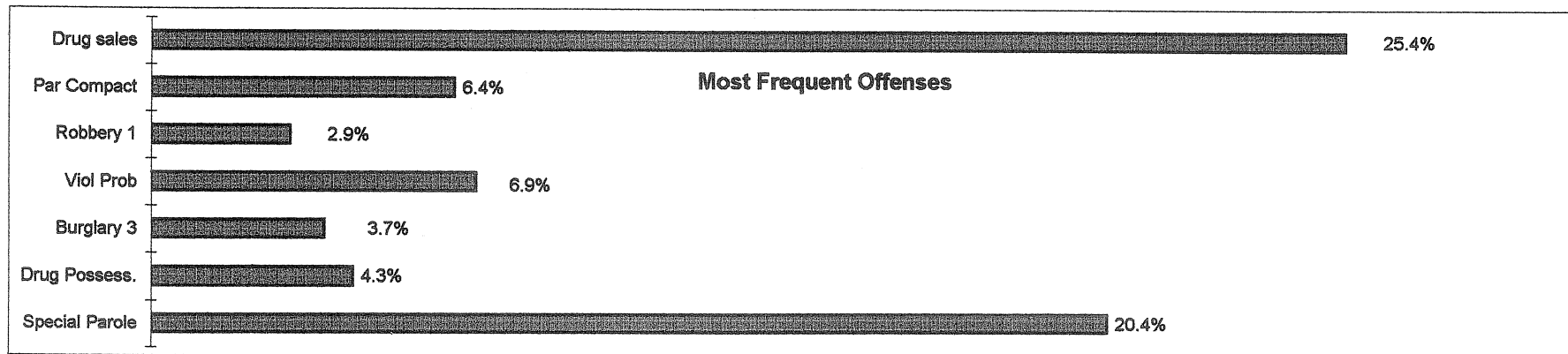

	Full Panel Hearings	Administrative Reviews
March	86%	87%
April	79%	83%
May	82%	87%
June	86%	90%
July	88%	90%
August	87%	97%
September	93%	95%
October	97%	93%
November	63%	77%
December	80%	87%
January	88%	84%
February	84%	84%
Average:	84%	88%

Connecticut Board of Parole Parole Supervision Caseload February 28, 2005

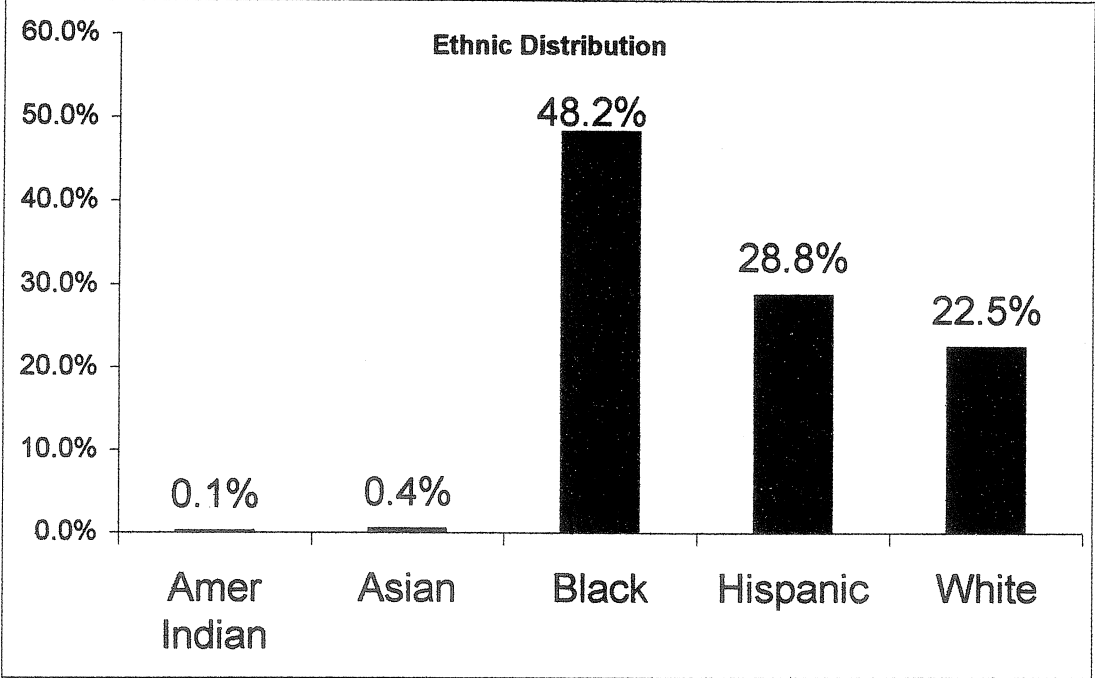
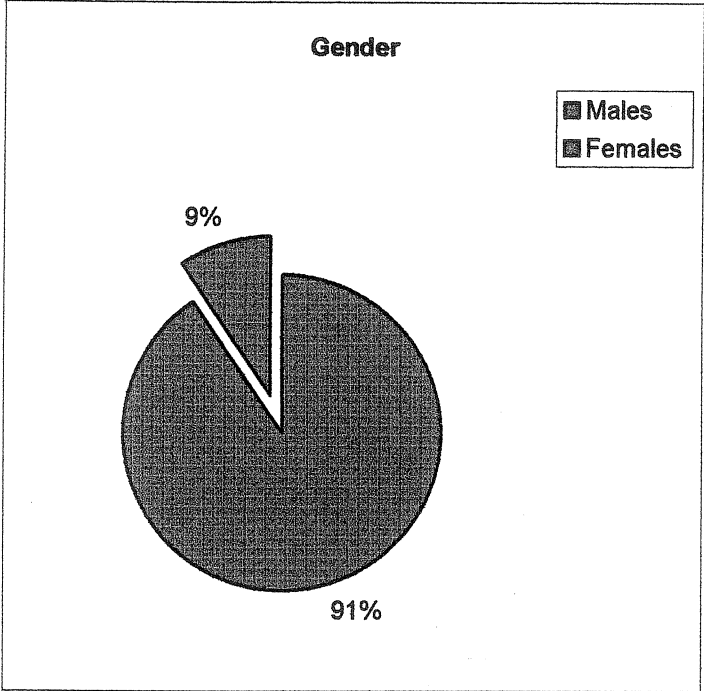
	2004											2005	
	Feb	Mar	Apr	May	June	July	Aug	Sep	Oct	Nov	Dec	Jan	Feb
CT Parolees Supervised in CT	2284	2336	2371	2390	2447	2419	2419	2398	2345	2332	2450	2528	2552
Out Of State Parolees Supervised in CT	210	195	203	198	196	194	194	195	166	174	170	183	191
CT Supervision Total:	2494	2531	2574	2588	2643	2613	2613	2593	2511	2506	2620	2711	2743
CT Parolees Supervised Out of State	184	188	199	198	204	203	204	216	206	210	226	229	237
Supervision Total:	2678	2719	2773	2786	2847	2816	2817	2809	2717	2716	2846	2940	2980
Parole Violators Confined	360	352	383	361	369	402	392	419	406	412	465	496	468
GRAND TOTAL	3038	3071	3156	3147	3216	3218	3209	3228	3123	3128	3311	3436	3448



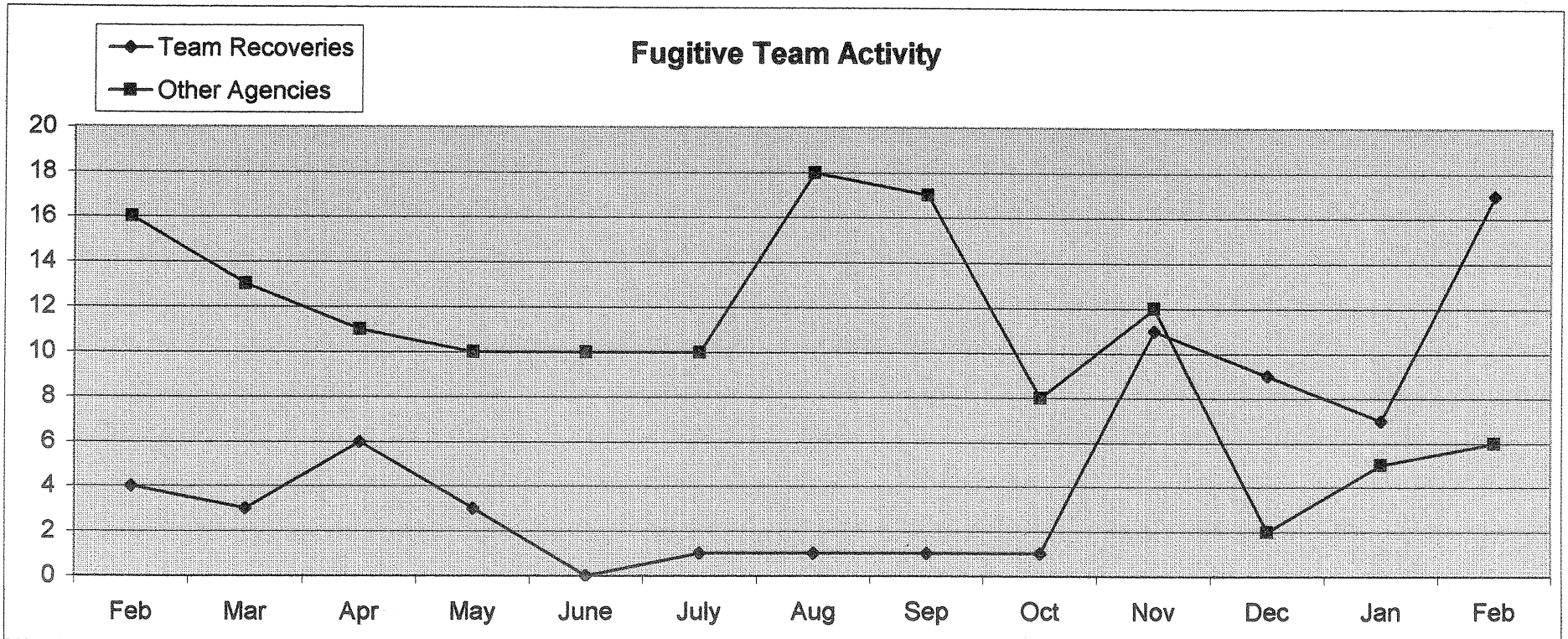
Connecticut Board of Parole Parole Supervision Caseload February 28, 2005



**Connecticut Board of Parole
Parole Supervision Caseload
February 28, 2005**



**Connecticut Board of Parole
Parole Supervision Caseload
February 28, 2005**



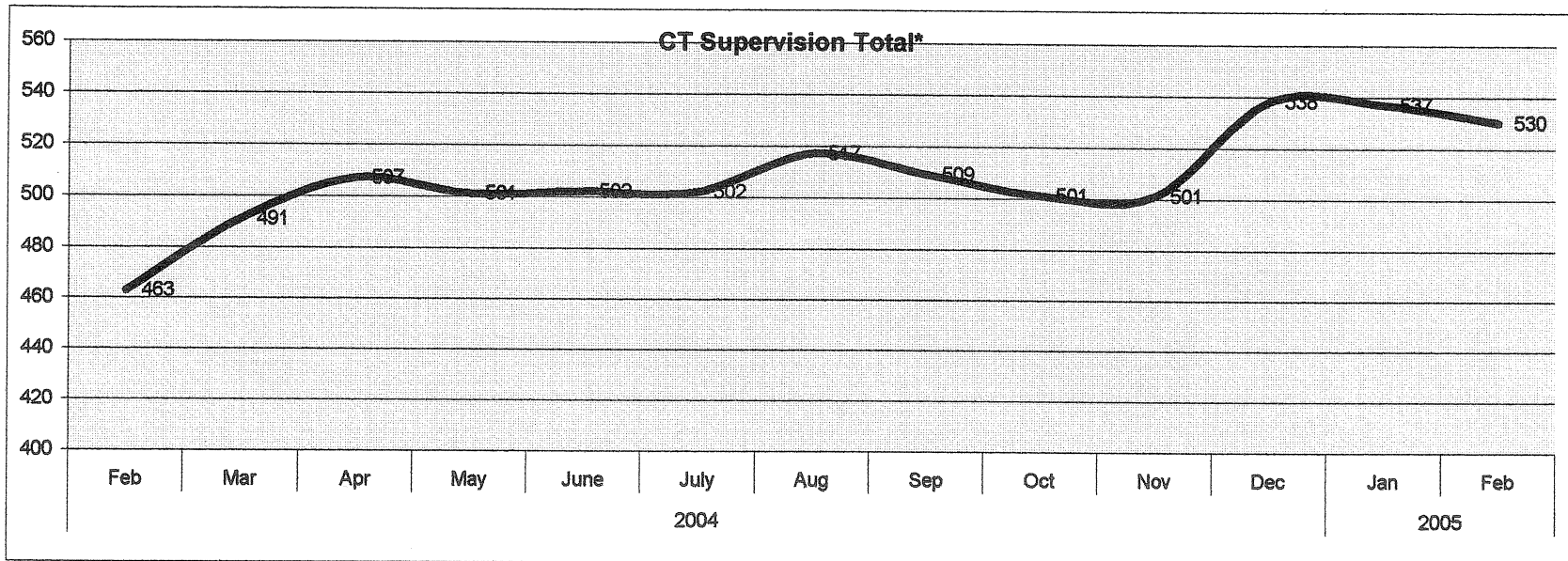
**Connecticut Board of Parole
Parole Supervision Caseload
February 28, 2005**

	2004 Feb	Mar	Apr	May	June	July	Aug	Sep	Oct	Nov	Dec	2005 Jan	Feb
Number of Parolees Employed:	1936	1958	1957	2052	2120	2121	2116	2054	2023	1964	2066	2081	2050
Parolees Unemployable:	252	294	284	272	287	272	274	291	306	308	367	413	459
Proportion Employed:	86%	88%	85%	89%	90%	91%	90%	89%	92%	89%	92%	91%	90%
Number Active in Parole Works:	285	267	251	256	225	212	203	207	177	180	176	201	227
# Community Service Hours:	280	564	280	417	292	638	712	678	485	345	18	0	170

Parole Supervision Caseload February 28, 2005

Bridgeport District Office Supervision Caseload

	2004												2005	
	Feb	Mar	Apr	May	June	July	Aug	Sep	Oct	Nov	Dec	Jan	Feb	
CT Parolees Supervised in CT	430	456	470	466	466	469	485	477	472	470	510	500	492	
Out Of State Parolees Supervised in CT	33	35	37	35	36	33	32	32	29	31	28	37	38	
CT Supervision Total:	463	491	507	501	502	502	517	509	501	501	538	537	530	
Parole Violators Confined	70	64	56	56	61	70	68	68	72	75	77	76	73	
GRAND TOTAL	533	555	563	557	563	572	585	577	573	576	615	613	603	

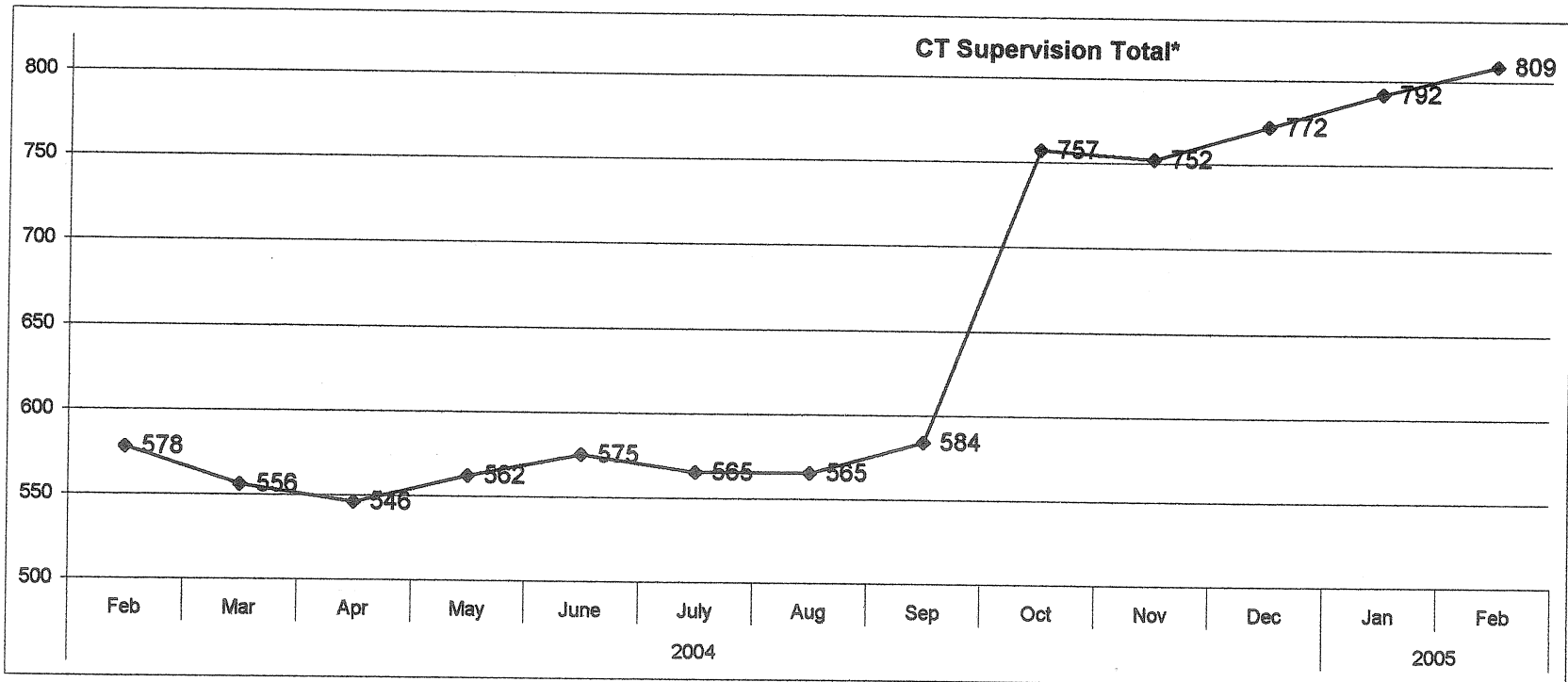


Parole Supervision Caseload

February 28, 2005

Hartford District Office Supervision Caseload

	2004												2005	
	Feb	Mar	Apr	May	June	July	Aug	Sep	Oct	Nov	Dec	Jan	Feb	
CT Parolees Supervised in CT	516	503	487	502	519	509	507	531	698	690	708	726	739	
Out Of State Parolees Supervised in CT	62	53	59	60	56	56	58	53	59	62	64	66	70	
CT Supervision Total:	578	556	546	562	575	565	565	584	757	752	772	792	809	
Parole Violators Confined	106	91	116	117	112	107	110	102	146	142	157	163	167	
GRAND TOTAL	684	647	662	679	687	672	675	686	903	894	929	955	976	

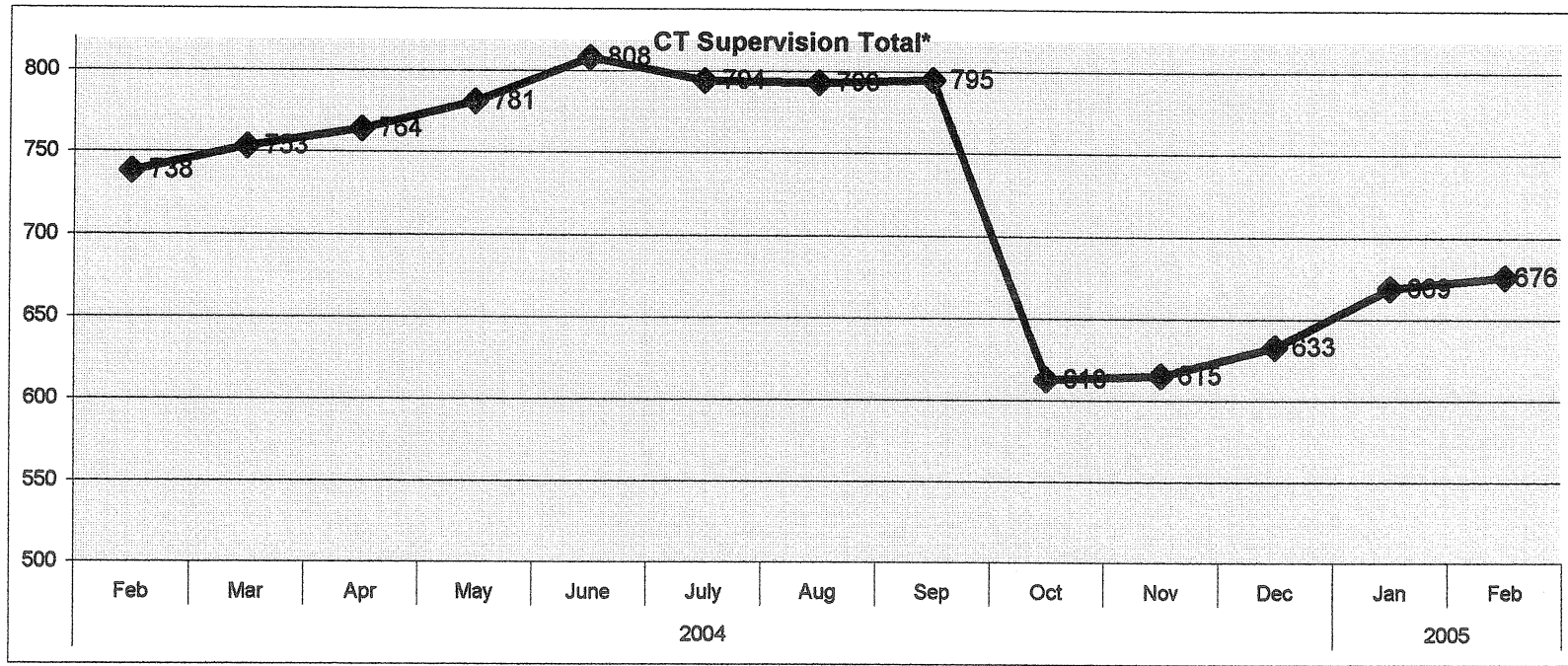


Parole Supervision Caseload

February 28, 2005

New Haven District Office Supervision Caseload

	2004												2005	
	Feb	Mar	Apr	May	June	July	Aug	Sep	Oct	Nov	Dec	Jan	Feb	
CT Parolees Supervised in CT	678	702	712	728	753	741	740	736	583	582	600	636	643	
Out Of State Parolees Supervised in CT	60	51	52	53	55	53	53	59	30	33	33	33	33	
CT Supervision Total:	738	753	764	781	808	794	793	795	613	615	633	669	676	
Parole Violators Confined	107	97	105	119	107	98	123	117	146	113	121	122	132	
GRAND TOTAL	845	850	869	900	915	892	916	912	759	728	754	791	808	

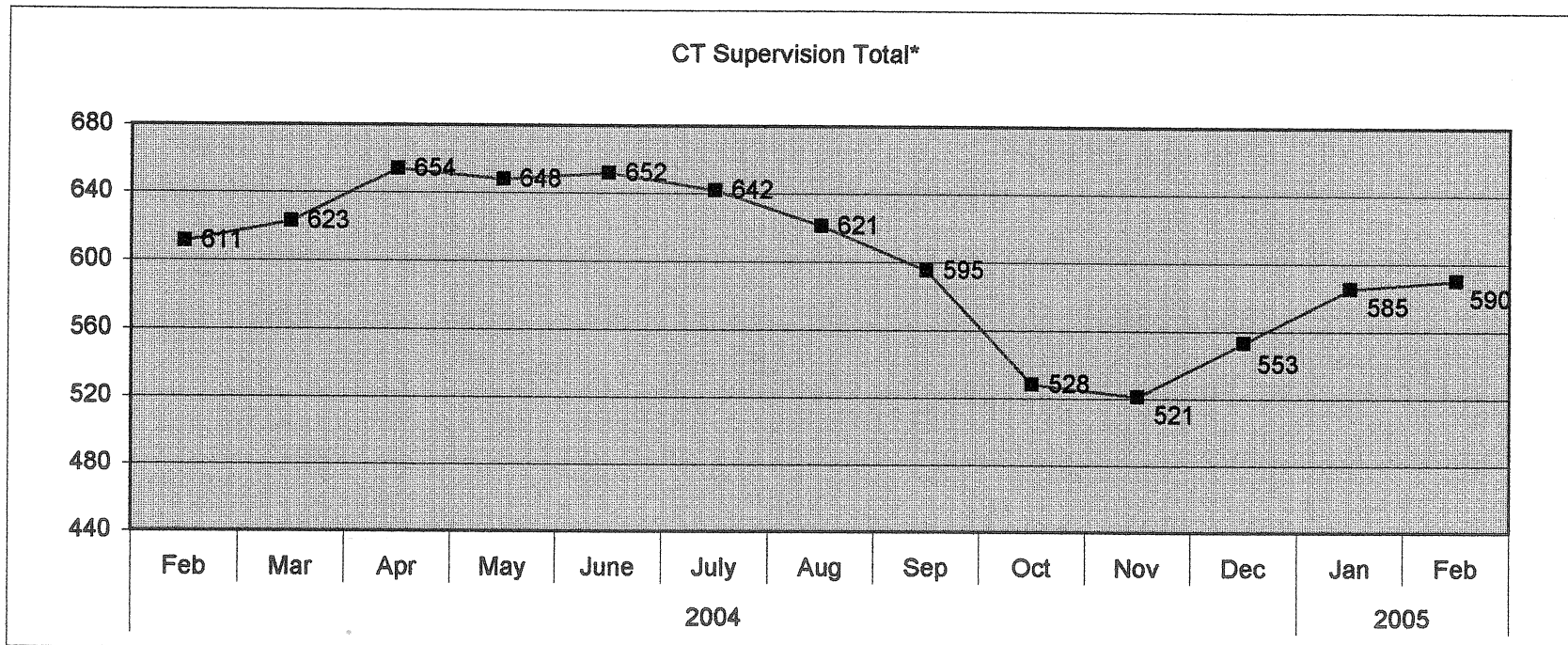


Parole Supervision Caseload

February 28, 2005

Waterbury Caseload

	2004												2005	
	Feb	Mar	Apr	May	June	July	Aug	Sep	Oct	Nov	Dec	Jan	Feb	
CT Parolees Supervised in CT	568	581	611	609	611	602	582	555	492	484	519	549	551	
Out Of State Parolees Supervised in CT	43	42	43	39	41	40	39	40	36	37	34	36	39	
CT Supervision Total:	611	623	654	648	652	642	621	595	528	521	553	585	590	
Parole Violators Confined	69	74	75	60	75	78	76	88	64	62	89	102	77	
GRAND TOTAL	680	697	729	708	727	720	697	683	592	583	642	687	667	

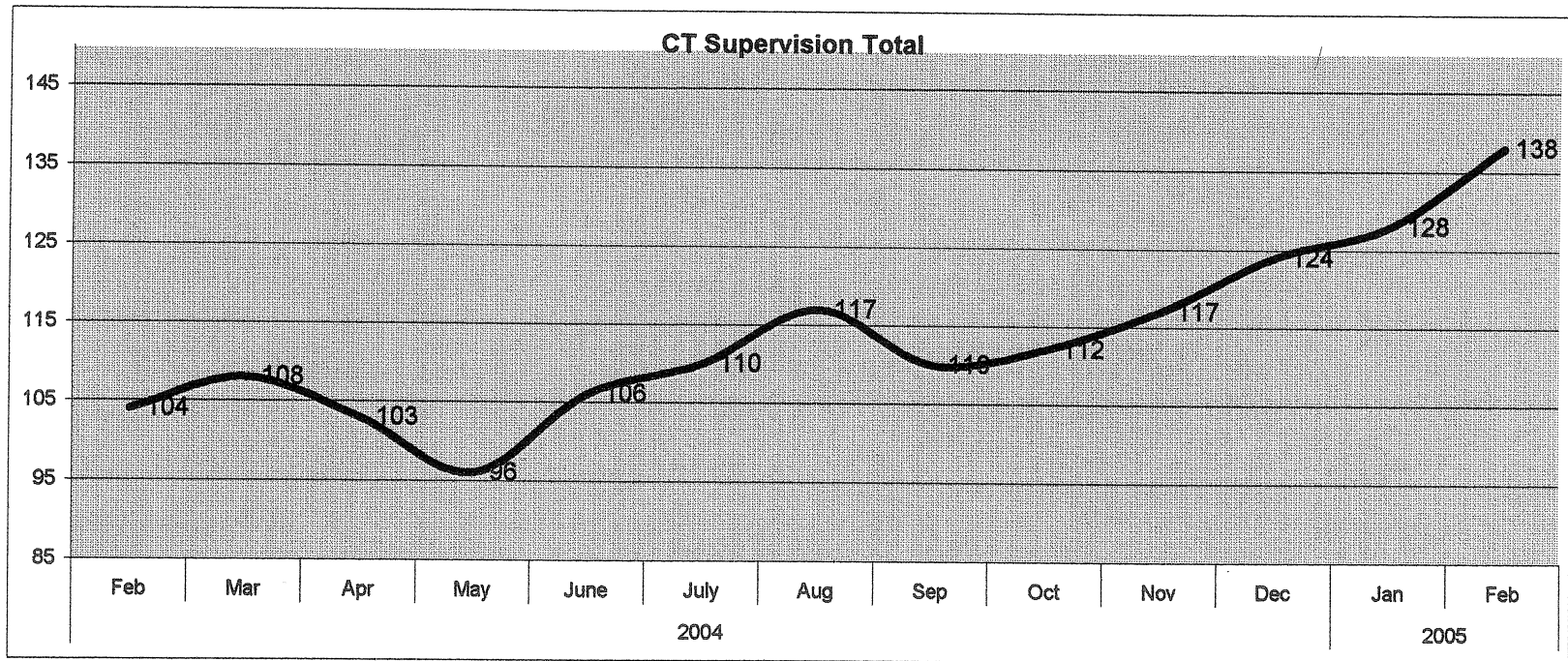


Parole Supervision Caseload

February 28, 2005

Special Management Supervision Caseload

	2004												2005	
	Feb	Mar	Apr	May	June	July	Aug	Sep	Oct	Nov	Dec	Jan	Feb	
CT Parolees Supervised in CT	92	94	91	85	98	98	105	99	100	106	113	117	127	
Out Of State Parolees Supervised in CT	12	14	12	11	8	12	12	11	12	11	11	11	11	
CT Supervision Total:	104	108	103	96	106	110	117	110	112	117	124	128	138	
Parole Violators Confined	18	18	17	21	23	24	21	15	11	12	20	23	23	
GRAND TOTAL	122	126	120	117	129	134	138	125	123	129	144	151	161	



Violation Reports

February 1, 2005 - February 28, 2005

<i>Office</i>	<i>Parole Officer</i>	<i>Absconder</i>	<i>Criminal</i>	<i>Technical</i>	<i>Total</i>
<i>Bridgeport</i>					
	Anderson		3		3
	Banas		1	1	2
	Brown			1	1
	Greene		1	1	2
	Johnson		1		1
	Lloyd		2	1	3
	Mirto		1		1
	Nunez		1		1
	O'Reilly		1		1
	Office Total		11	4	15
<i>Hartford</i>					
	Bedard		1	2	3
	Dawson		1		1
	Edwards		2	4	6
	Fernandes		1	6	7
	Gaudet			2	2
	Mills			2	2
	Sullivan		3	4	7
	Thurlow		1	2	3
	Office Total		9	22	31
<i>New Haven</i>					
	Caruso			1	1
	DeLucia		3		3
	Emielita		2	1	3
	Hogan	1	1	1	3
	Holmes		3		3
	Kelly			2	2
	Lawlor		1	3	4
	Runlett		1	1	2

Friday, March 18, 2005

<i>Office</i>	<i>Parole Officer</i>	<i>Absconder</i>	<i>Criminal</i>	<i>Technical</i>	<i>Total</i>
	Rutkis		2		2
	Office Total	1	13	9	23
<i>Norwich/NL</i>					
	Duca		2	1	3
	Fleming			2	2
	Nelson			4	4
	Sprawling		1		1
	Szydlo		1	2	3
	Office Total		4	9	13
<i>Special Management</i>					
	Bransford		1		1
	Buster			2	2
	Cornacchia		1		1
	Ellison			2	2
	Kendall		1		1
	Office Total		3	4	7
<i>Waterbury</i>					
	Byrd		2	2	4
	Casanova			1	1
	Cintron		1		1
	Cornacchia		1		1
	Krupa		3		3
	Long		1		1
	McCown		1		1
	Romano		3		3
	Rose		2	1	3
	Thompson	1	2	1	4
	Office Total	1	16	5	22

Friday, March 18, 2005

<i>Office</i>	<i>Parole Officer</i>	<i>Absconder</i>	<i>Criminal</i>	<i>Technical</i>	<i>Total</i>
<i>Grand Total</i>		2	56	53	111

** Source: Hearings Division Warrant Requests and Interstate Reports*