


STATE OF CONNECTICUT

**Connecticut Parole and Community Services
Monthly Report**



January 2005

(January 2004 to January 2005)

Prepared by
Jerry Stowell

FOR
BOARD OF PARDONS & PAROLES (BOPP)
AND
DEPARTMENT OF CORRECTION (DOC)
Parole and Community Services Division

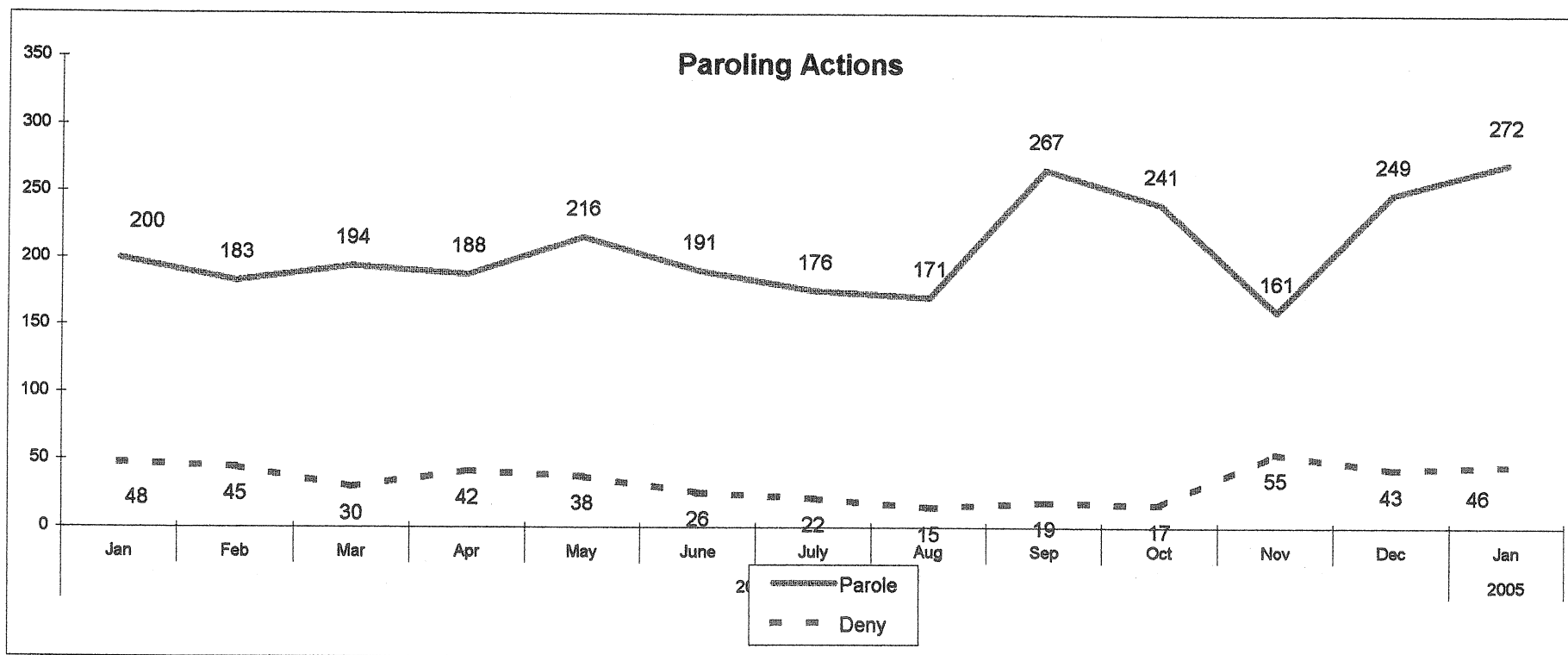
**Correctional Population and Parole Eligibility
January 31, 2005**

Confined Population	18,242		
(Unsentenced and Special Inmates)	(4,124)	Balance	14,118
(Sentences 2 Years & Less, Cuscom, New Admits)	(4,307)	Balance	9,811
(Parole Ineligible, crime committed)	(761)	Balance	9,050
(SRG Classification)	(241)	Balance	8,809
(Wright Decision Cases)	(362)	Balance	8,447
(Level 5 Classification)	(33)	Balance	8,414
(Chronic Disciplinary Unit Classification)	(47)		
Population Eligible for Parole Consideration	8,367		

**Connecticut Board of Parole
Hearings Division Monthly Statistics
January 31, 2005**

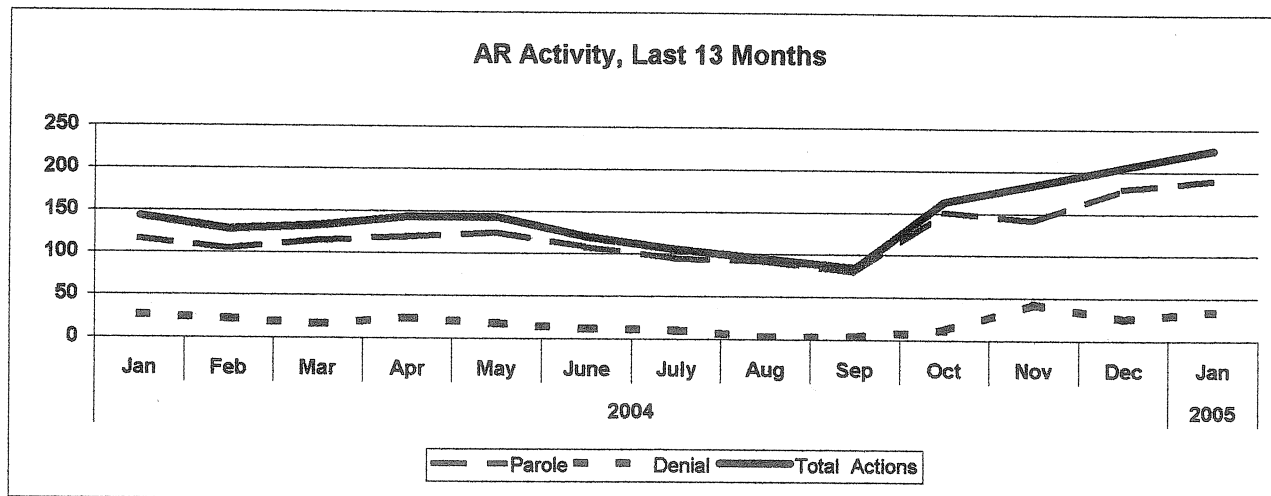
	2004												2005	12 Mo.
	Jan	Feb	Mar	Apr	May	June	July	Aug	Sep	Oct	Nov	Dec	Jan	Totals
Full Panel Actions														
Parole	84	78	79	69	91	83	81	79	187	90	20	70	82	1009
Deny	21	22	13	18	20	14	11	12	15	5	12	17	11	170
Medical Parole	0	0	0	0	0	0	0	0	0	0	0	0	0	0
Revoke	46	56	41	55	32	29	18	39	24	33	26	26	58	437
Revoke & Reparole	44	52	65	42	44	51	42	59	41	41	34	62	69	602
Rescind	7	9	1	2	4	3	3	2	1	1	3	3	6	38
Rescind & Reparole	11	7	8	14	10	8	12	7	11	11	15	15	12	130
Early Parole Discharge	0	0	0	0	0	0	0	0	0	0	0	0	0	0
Total Full Panel Actions	213	224	207	200	201	188	167	198	279	181	110	193	238	2386
Administrative Review Actions														
Parole	116	105	115	119	125	108	95	92	80	151	141	179	190	1500
Deny	27	23	17	24	18	12	11	3	4	12	43	26	35	228
Total Admin. Review Actions	143	128	132	143	143	120	106	95	84	163	184	205	225	1728
Staff Actions														
Case Review	20	30	13	17	16	12	11	24	121	54	13	11	8	330
Review & Reschedule	250	226	236	115	250	222	121	177	188	322	276	410	531	3074
Close Interest	70	66	56	15	105	19	22	68	20	54	65	148	98	736
Total Actions	696	674	644	490	715	561	427	562	692	774	648	967	1100	8254
Total Hearing Dates	19	20	20	20	17	19	22	19	20	20	15	15	15	222
Parole Grant Rate														
Full Panels	80%	78%	86%	79%	82%	86%	88%	87%	93%	95%	63%	80%	88%	86%
Administrative Reviews	81%	82%	87%	83%	87%	90%	90%	97%	95%	93%	77%	87%	84%	87%

Connecticut Board of Parole Hearings Division Monthly Statistics January 31, 2005



**Connecticut Board of Parole
Hearings Division Monthly Statistics
Administrative Reviews
January 31, 2005**

	2004												2005
	Jan	Feb	Mar	Apr	May	June	July	Aug	Sep	Oct	Nov	Dec	Jan
Parole	116	105	115	119	125	108	95	92	80	151	141	179	190
Denial	27	23	17	24	18	12	11	3	4	12	43	26	35
Medical Parole	0	0	0	0	0	0	0	0	0	0	0	0	0
Total Actions	143	128	132	143	143	120	106	95	84	163	184	205	226



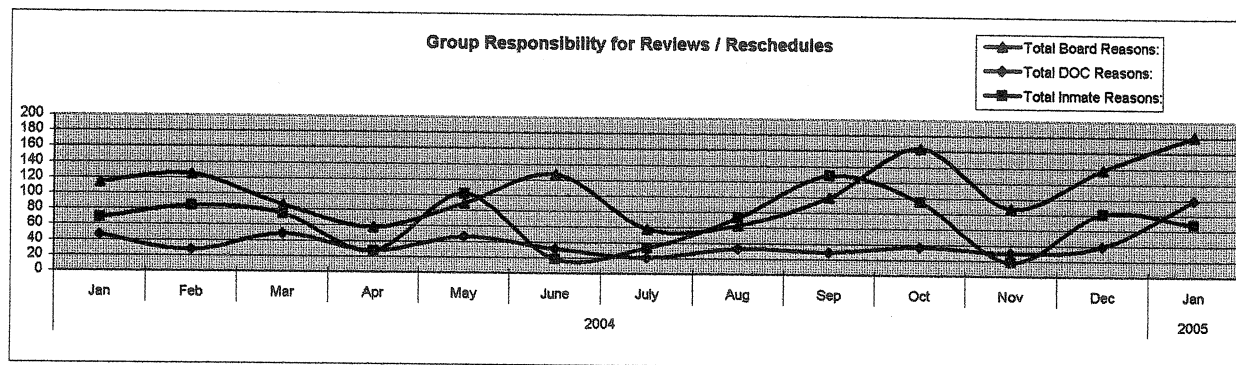
**Connecticut Board of Parole
Hearings Division Monthly Statistics
Current Location
January 31, 2005
Persons Granted Parole via Administrative Reviews**

Granting Month

Location	2004												2005	12 mo. Total
	Jan	Feb	Mar	Apr	May	June	July	Aug	Sep	Oct	Nov	Dec	Jan	
CT Parole Supervision	3	3	7	4	4	1	6	0	1	1	5	3	5	40
Out-of State Parole Supervision	0	0	0	0	0	0	0	0	0	0	0	0	1	1
Abscond from Parole	0	0	0	0	0	0	0	0	0	0	0	0	0	0
Halfway House	3	3	6	7	11	0	5	2	1	3	10	4	10	62
Confined in CT, to be Released	109	96	101	102	110	107	77	89	77	147	126	241	174	1447
Confined, Out of State	0	0	0	0	0	0	0	0	0	0	0	0	0	0
Furlough	0	0	0	0	0	0	0	0	0	0	0	0	1	1
Escaped, Prior to Release	0	0	0	0	0	0	2	0	0	0	0	0	0	2
Reconfined	0	0	0	0	0	0	0	0	0	0	0	0	0	0
TS	0	0	0	0	0	0	0	0	0	0	0	0	0	0
Discharged	0	0	1	0	0	0	0	0	0	0	0	0	0	1
Virginia	0	3	0	5	0	0	5	1	1	0	0	0	0	15
Medical Hospital	1	0	0	1	0	0	0	0	0	0	0	0	1	2
Total	116	105	115	119	125	108	95	92	80	151	141	249	191	1571

**Connecticut Board of Parole
Types of Review and Rescheduling Activities
January 2005**

	2004												2005
	Jan	Feb	Mar	Apr	May	June	July	Aug	Sep	Oct	Nov	Dec	Jan
<u>Inmate-Related Reasons:</u>													
<u>Regular Hearings</u>													
In Seg/Punitive Seg	2	0	4	1	3	1	4	3	1	0	0	2	1
Inmate's Request	3	2	1	1	0	0	3	2	0	0	0	0	0
Pending Charges	16	14	19	0	27	2	1	15	1	7	1	36	32
Pending DR	0	0	0	0	0	0	0	0	0	0	0	0	0
SRG Affiliation	8	20	12	1	26	2	0	8	0	0	0	0	2
Pending Waiver	0	0	0	0	0	0	0	0	0	0	0	0	0
85% Status	16	17	23	5	21	0	6	16	3	32	1	30	22
Case Review	20	30	13	17	16	12	11	24	121	54	13	11	8
<u>Revocation Hearings:</u>													
Attorney	0	0	0	0	3	0	0	0	0	0	0	0	0
Pending Charges	4	1	2	2	6	1	8	5	2	2	3	2	3
Total Inmate Reasons:	69	84	74	27	102	18	33	73	128	95	18	81	68
<u>DOC-Related Reasons</u>													
<u>Regular Hearings</u>													
Transportation	37	16	35	19	30	19	15	21	16	27	29	29	66
Awaiting MH Evaluation	9	11	14	8	16	12	6	12	13	9	1	10	33
Total DOC Reasons:	46	27	49	27	46	31	21	33	29	36	30	39	99
<u>Board-Related Reasons</u>													
<u>Regular Hearings</u>													
Additional Info	30	25	30	28	21	32	40	32	63	55	60	94	90
Additional Offense Info	18	12	17	15	18	13	4	7	14	9	3	20	22
Hearing Cancelled	36	68	18	9	12	78	0	0	20	82	25	3	7
Ineligible-PE date	3	2	1	1	0	0	3	2	0	0	0	0	0
No Parole Package	0	0	0	0	0	0	0	0	0	0	0	0	0
Awaiting Sex Offender Eval	0	0	0	0	0	0	0	0	0	0	0	0	0
Other	27	18	20	5	38	4	11	22	3	18	0	21	62
Total Board Reasons:	114	125	86	58	89	127	58	63	100	164	88	138	181
All Reasons:	229	236	209	112	237	176	112	169	257	295	136	258	348

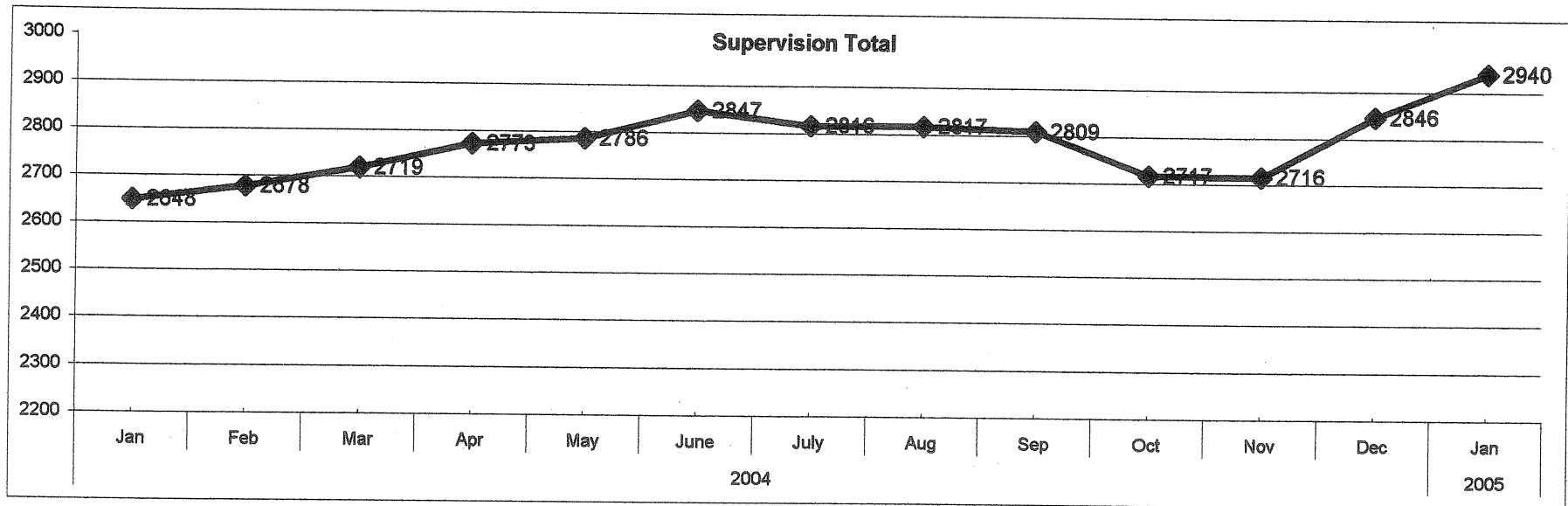


**Parole Granting Rate
February 2004 - January 2005**

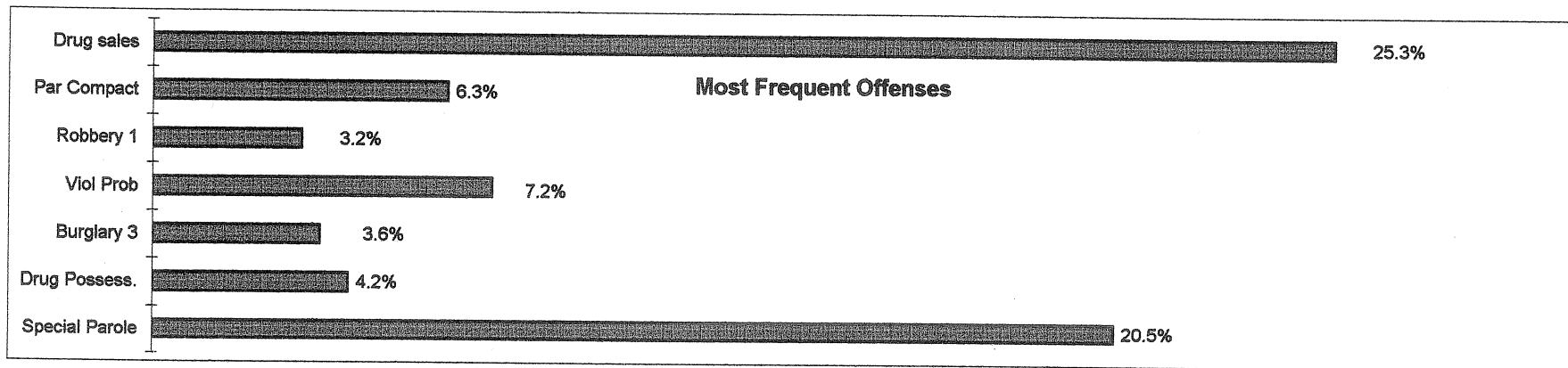
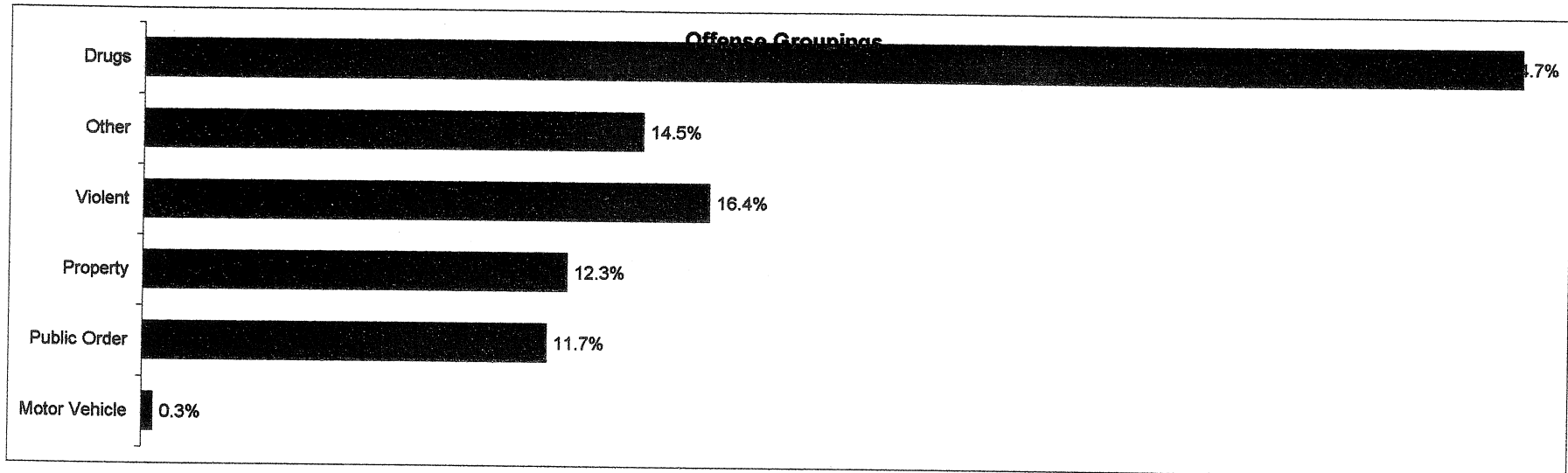
	Full Panel Hearings	Administrative Reviews
February	78%	82%
March	86%	87%
April	79%	83%
May	82%	87%
June	86%	90%
July	88%	90%
August	87%	97%
September	93%	95%
October	97%	93%
November	63%	77%
December	80%	87%
January	88%	84%
Average:	84%	88%

Connecticut Board of Parole Parole Supervision Caseload January 31, 2005

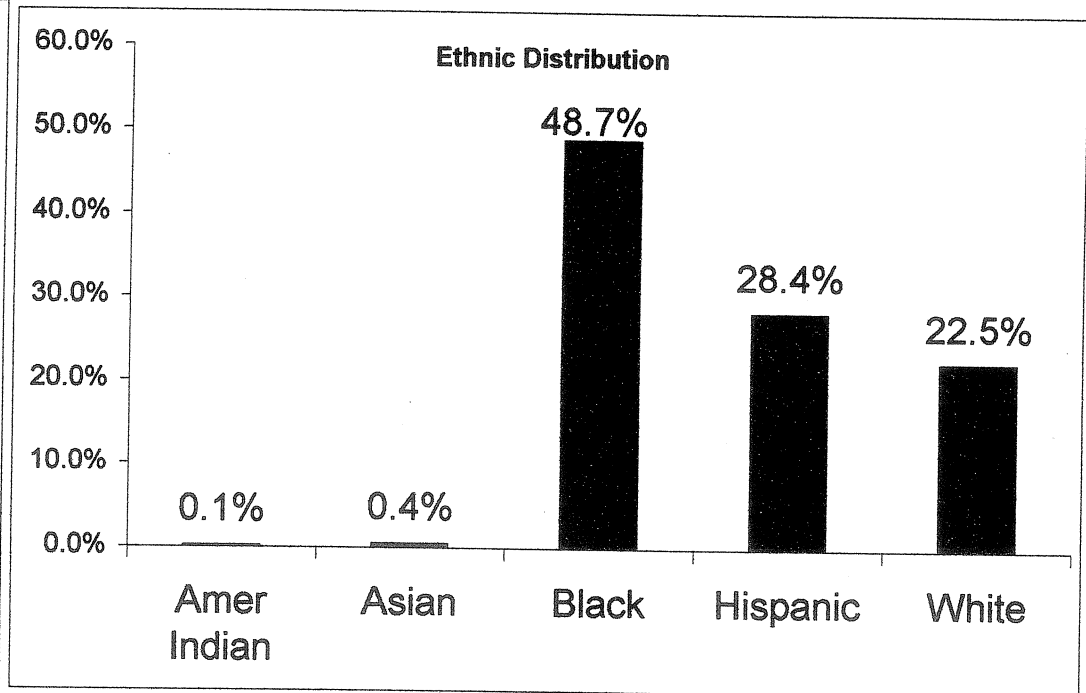
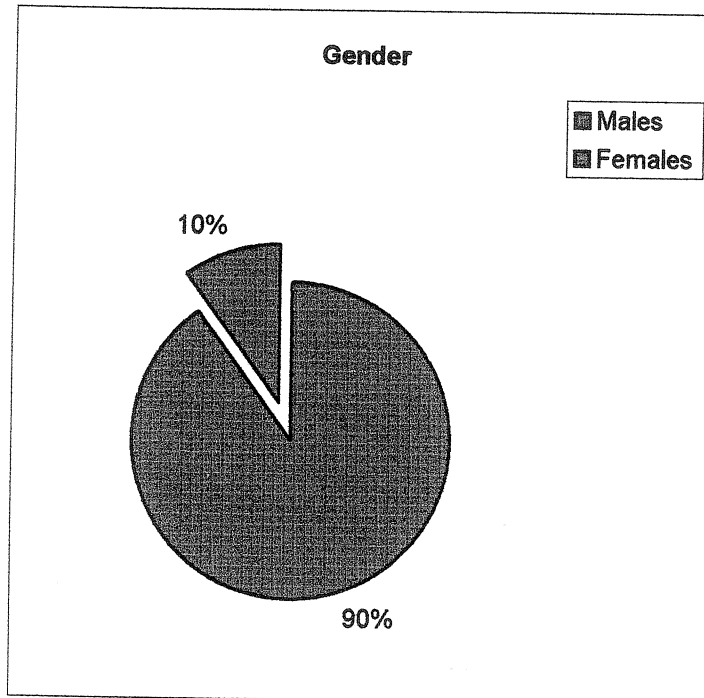
	2004												2005
	Jan	Feb	Mar	Apr	May	June	July	Aug	Sep	Oct	Nov	Dec	Jan
CT Parolees Supervised in CT	2260	2284	2336	2371	2390	2447	2419	2419	2398	2345	2332	2450	2528
Out Of State Parolees Supervised in CT	205	210	195	203	198	196	194	194	195	166	174	170	183
CT Supervision Total:	2465	2494	2531	2574	2588	2643	2613	2613	2593	2511	2506	2620	2711
CT Parolees Supervised Out of State	183	184	188	199	198	204	203	204	216	206	210	226	229
Supervision Total:	2648	2678	2719	2773	2786	2847	2816	2817	2809	2717	2716	2846	2940
Parole Violators Confined	374	360	352	383	361	369	402	392	419	406	412	465	496
GRAND TOTAL	3022	3038	3071	3156	3147	3216	3218	3209	3228	3123	3128	3311	3436



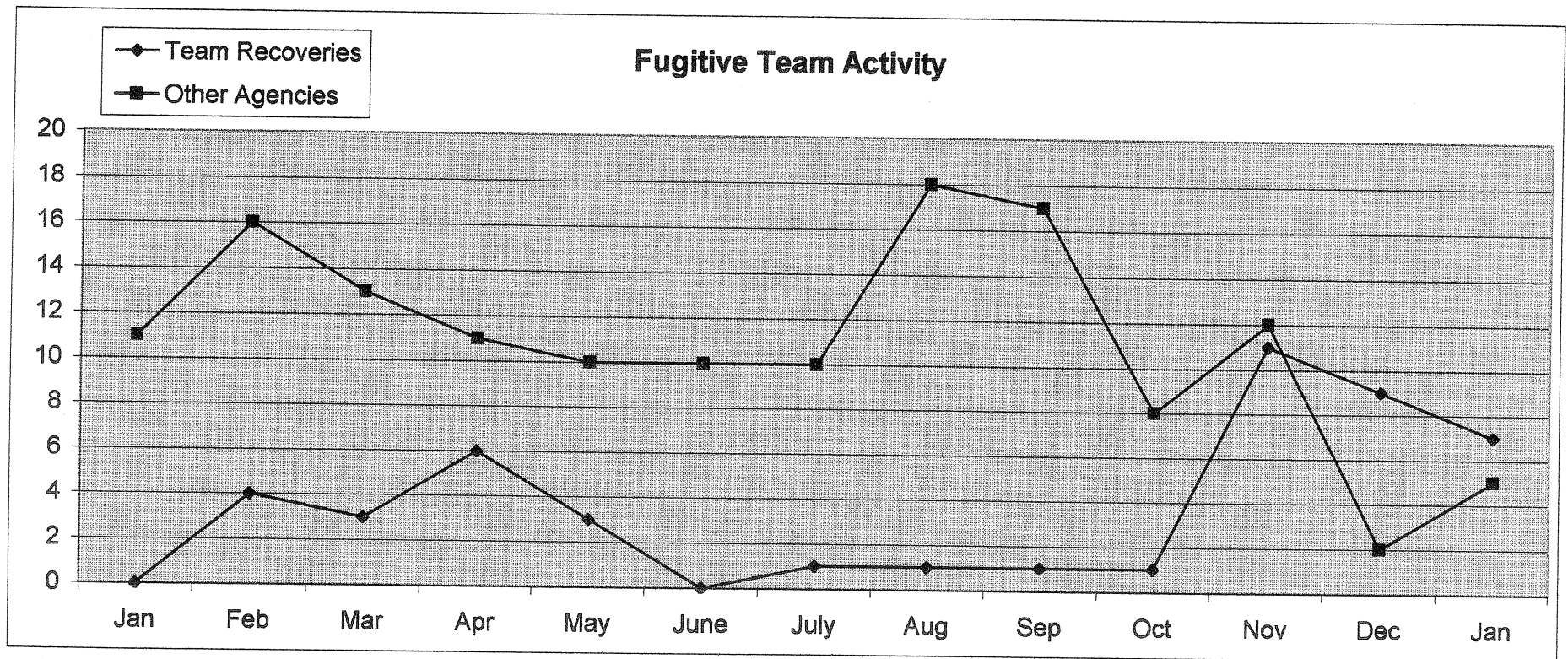
Connecticut Board of Parole Parole Supervision Caseload January 31, 2005



**Connecticut Board of Parole
Parole Supervision Caseload
January 31, 2005**



**Connecticut Board of Parole
Parole Supervision Caseload
January 31, 2005**



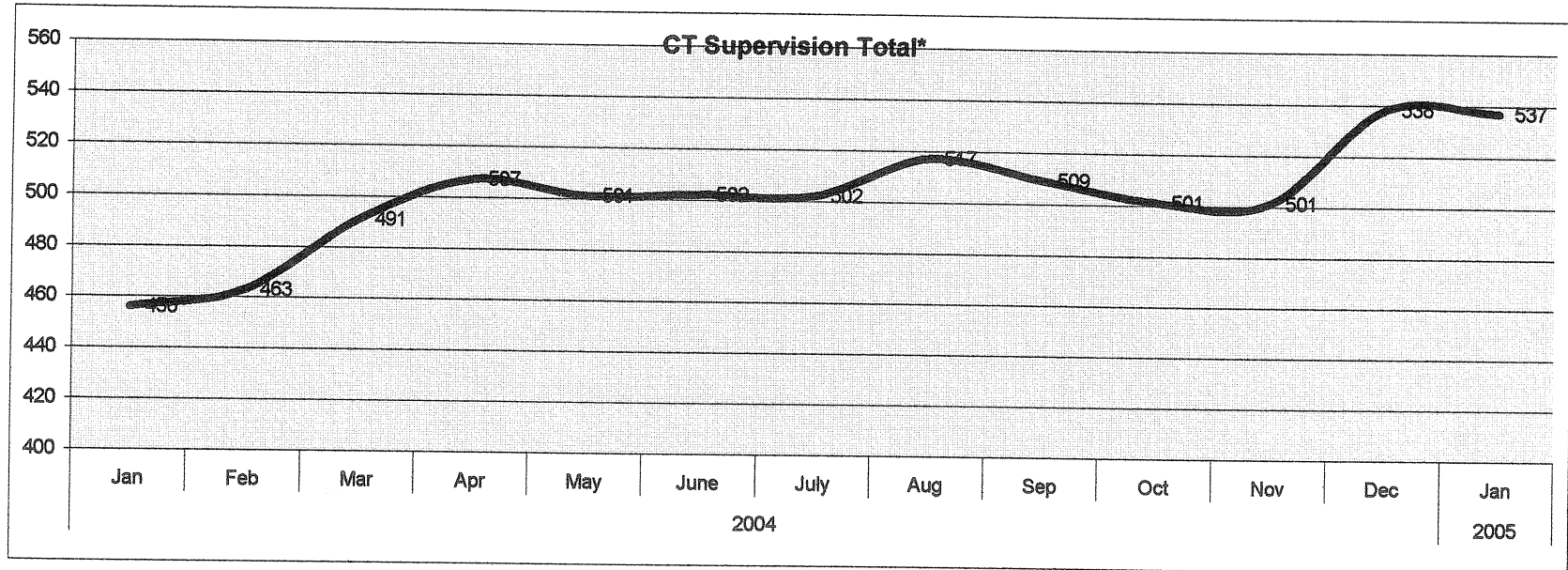
**Connecticut Board of Parole
Parole Supervision Caseload
January 31, 2005**

	2004 Jan	Feb	Mar	Apr	May	June	July	Aug	Sep	Oct	Nov	Dec	2005 Jan
Number of Parolees Employed:	1941	1936	1958	1957	2052	2120	2121	2116	2054	2023	1964	2066	2081
Parolees Unemployable:	254	252	294	284	272	287	272	274	291	306	308	367	413
Proportion Employed:	88%	86%	88%	85%	89%	90%	91%	90%	89%	92%	89%	92%	91%
Number Active in Parole Works:	264	285	267	251	256	225	212	203	207	177	180	176	201
# Community Service Hours:	1986	280	564	280	417	292	638	712	678	485	345	18	0

Parole Supervision Caseload January 31, 2005

Bridgeport District Office Supervision Caseload

	2004												2005
	Jan	Feb	Mar	Apr	May	June	July	Aug	Sep	Oct	Nov	Dec	Jan
CT Parolees Supervised in CT	422	430	456	470	466	466	469	485	477	472	470	510	500
Out Of State Parolees Supervised in CT	34	33	35	37	35	36	33	32	32	29	31	28	37
CT Supervision Total:	456	463	491	507	501	502	502	517	509	501	501	538	537
Parole Violators Confined	73	70	64	56	56	61	70	68	68	72	75	77	76
GRAND TOTAL	529	533	555	563	557	563	572	585	577	573	576	615	613

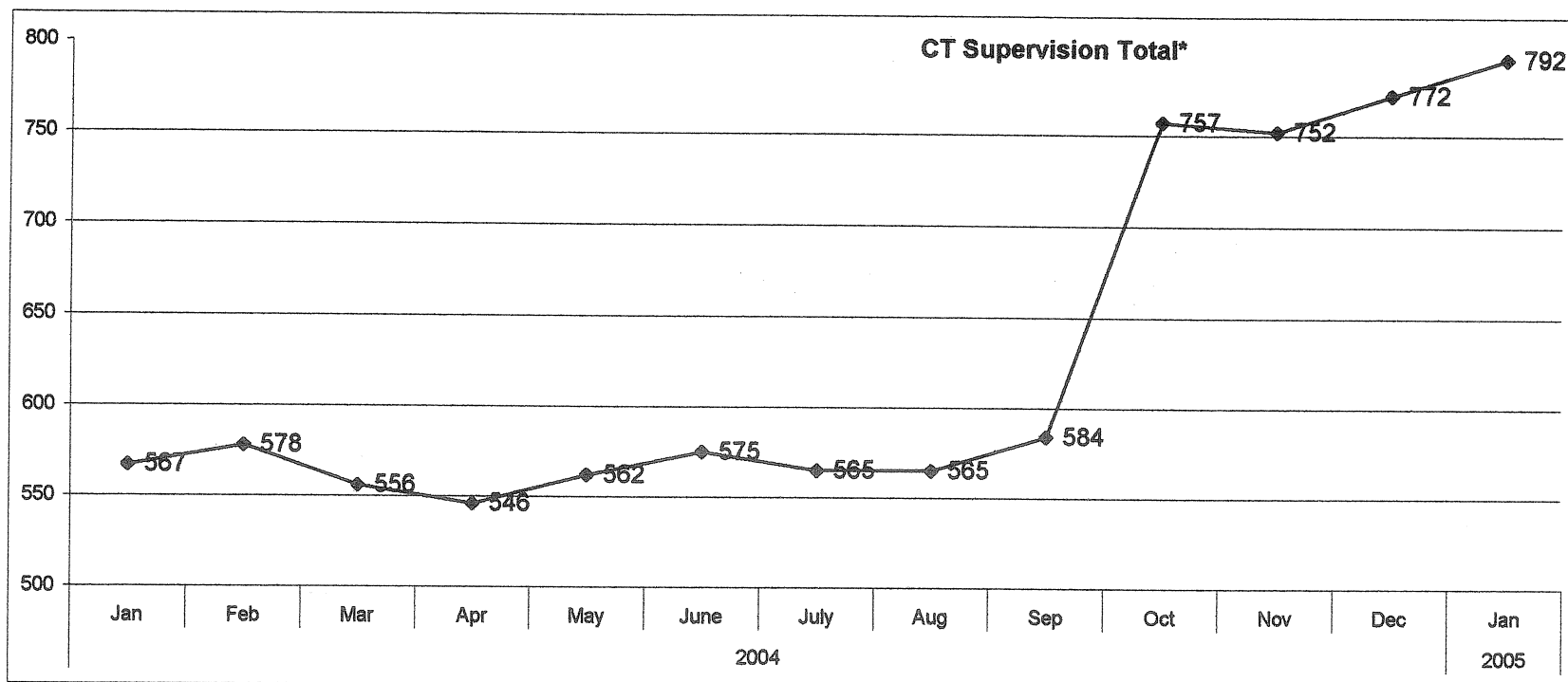


Parole Supervision Caseload

January 31, 2005

Hartford District Office Supervision Caseload

	2004												2005
	Jan	Feb	Mar	Apr	May	June	July	Aug	Sep	Oct	Nov	Dec	Jan
CT Parolees Supervised in CT	507	516	503	487	502	519	509	507	531	698	690	708	726
Out Of State Parolees Supervised in CT	60	62	53	59	60	56	56	58	53	59	62	64	66
CT Supervision Total:	567	578	556	546	562	575	565	565	584	757	752	772	792
Parole Violators Confined	102	106	91	116	117	112	107	110	102	146	142	157	163
GRAND TOTAL	669	684	647	662	679	687	672	675	686	903	894	929	955

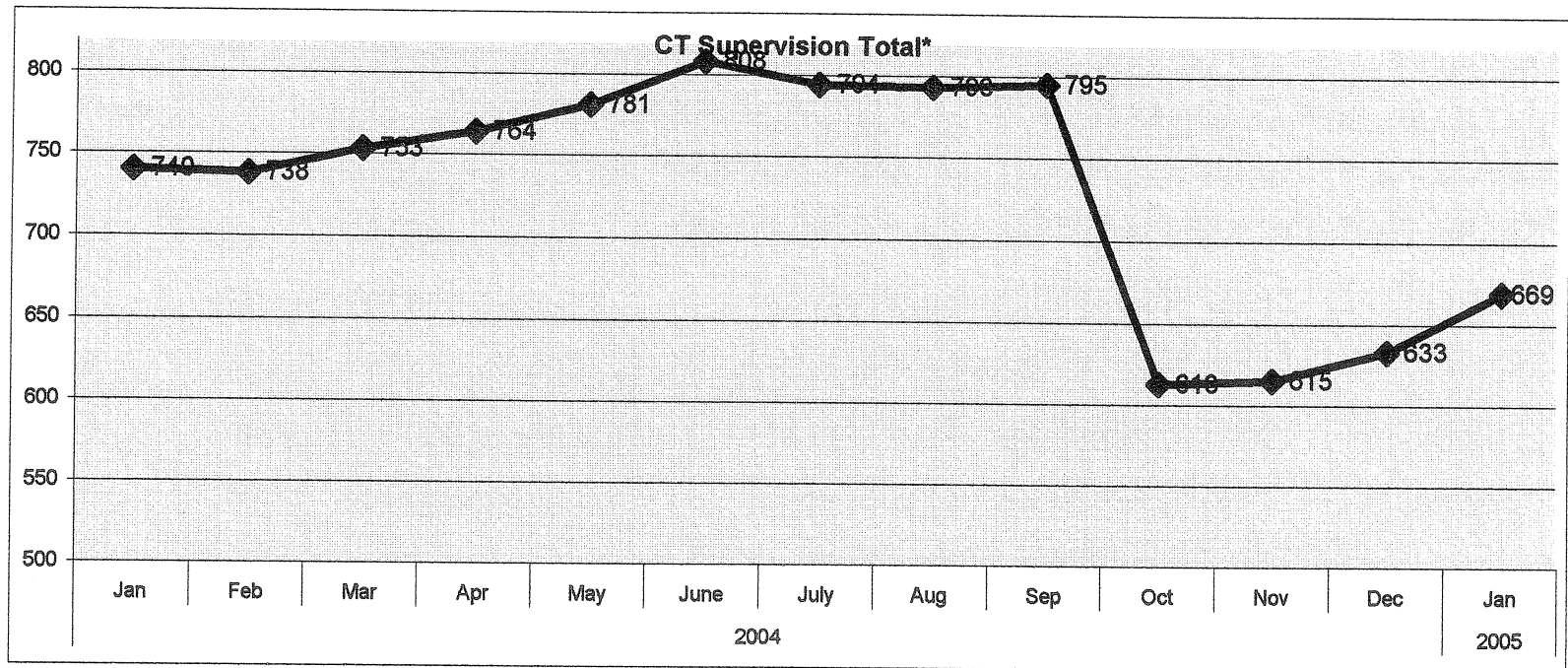


Parole Supervision Caseload

January 31, 2005

New Haven District Office Supervision Caseload

	2004												2005
	Jan	Feb	Mar	Apr	May	June	July	Aug	Sep	Oct	Nov	Dec	Jan
CT Parolees Supervised in CT	682	678	702	712	728	753	741	740	736	583	582	600	636
Out Of State Parolees Supervised in CT	58	60	51	52	53	55	53	53	59	30	33	33	33
CT Supervision Total:	740	738	753	764	781	808	794	793	795	613	615	633	669
Parole Violators Confined	101	107	97	105	119	107	98	123	117	146	113	121	122
GRAND TOTAL	841	845	850	869	900	915	892	916	912	759	728	754	791

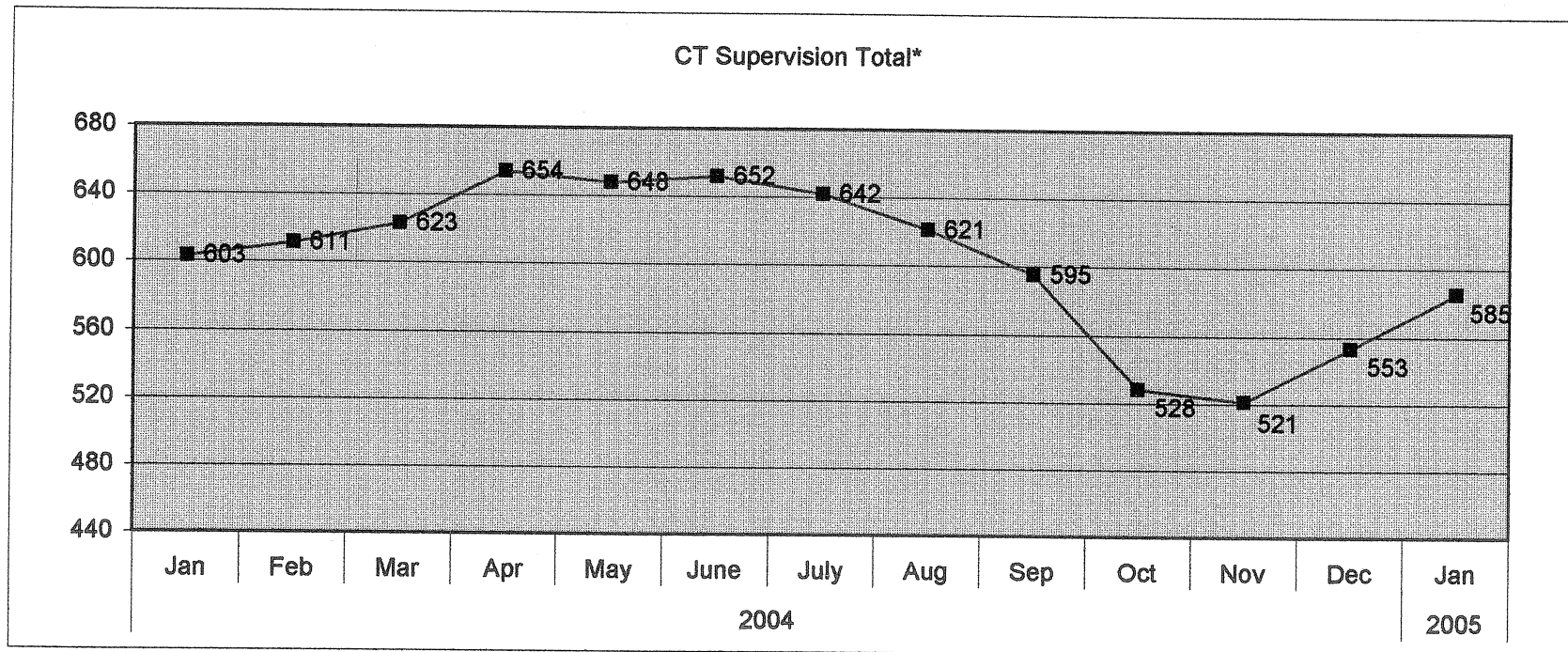


Parole Supervision Caseload

January 31, 2005

Waterbury Caseload

	2004												2005
	Jan	Feb	Mar	Apr	May	June	July	Aug	Sep	Oct	Nov	Dec	Jan
CT Parolees Supervised in CT	562	568	581	611	609	611	602	582	555	492	484	519	549
Out Of State Parolees Supervised in CT	41	43	42	43	39	41	40	39	40	36	37	34	36
CT Supervision Total:	603	611	623	654	648	652	642	621	595	528	521	553	585
Parole Violators Confined	73	69	74	75	60	75	78	76	88	64	62	89	102
GRAND TOTAL	676	680	697	729	708	727	720	697	683	592	583	642	687

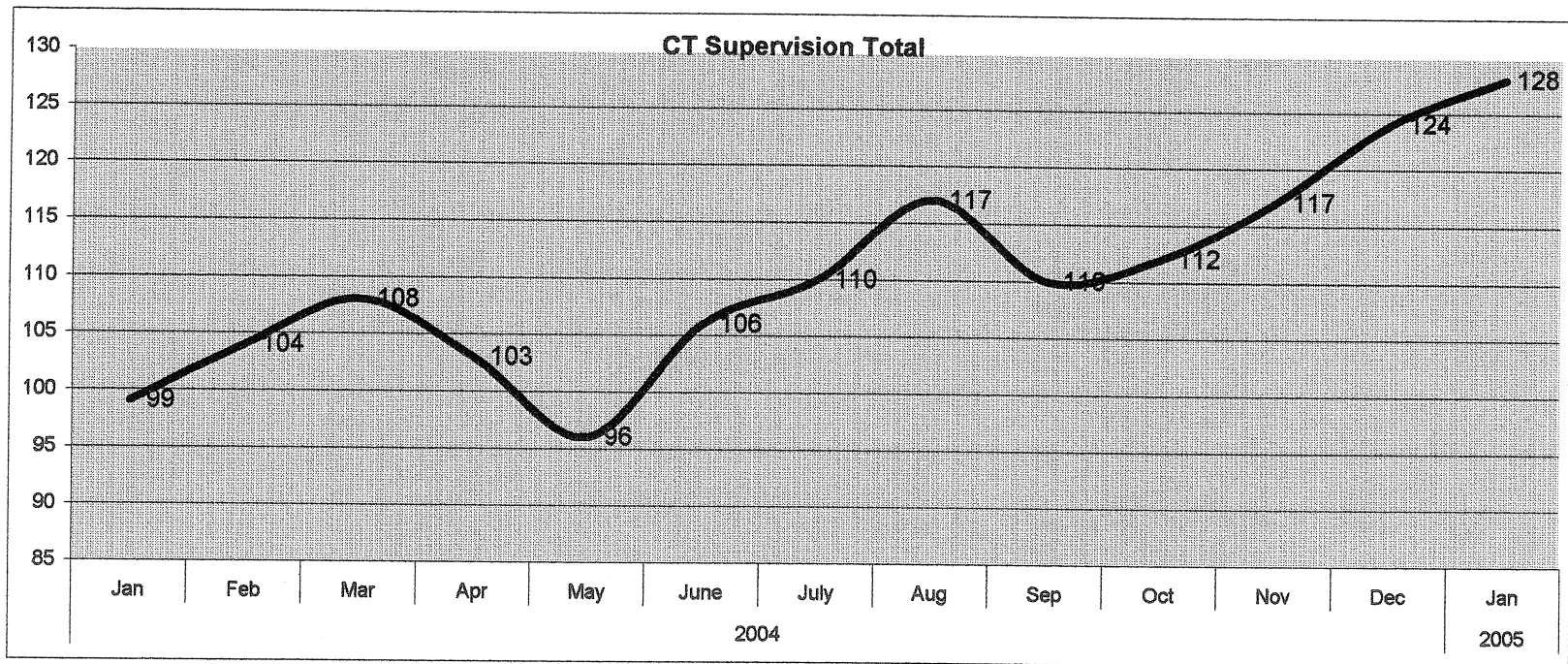


Parole Supervision Caseload

January 31, 2005

Special Management Supervision Caseload

	2004												2005
	Jan	Feb	Mar	Apr	May	June	July	Aug	Sep	Oct	Nov	Dec	Jan
CT Parolees Supervised in CT	87	92	94	91	85	98	98	105	99	100	106	113	117
Out Of State Parolees Supervised in CT	12	12	14	12	11	8	12	12	11	12	11	11	11
CT Supervision Total:	99	104	108	103	96	106	110	117	110	112	117	124	128
Parole Violators Confined	19	18	18	17	21	23	24	21	15	11	12	20	23
GRAND TOTAL	118	122	126	120	117	129	134	138	125	123	129	144	151



Violation Reports

January 1, 2005 - January 31, 2005

<i>Office</i>	<i>Parole Officer</i>	<i>Absconder</i>	<i>Criminal</i>	<i>Technical</i>	<i>Total</i>
<i>Bridgeport</i>					
	Anderson			1	1
	Banas	2			2
	Barry		1		1
	Lloyd	1			1
	Mirto		1		1
	O'Reilly	1			1
	Office Total	4	2	1	7
<i>Hartford</i>					
	Fernandes			1	1
	Gaudet	1	1		2
	Sullivan			2	2
	Thurlow	1		1	2
	Office Total	2	1	4	7
<i>New Haven</i>					
	DeLucia	1			1
	Emielita	1			1
	Hogan	2			2
	Holmes		1		1
	Kelly	1			1
	Watts		1		1
	Office Total	5	2		7
<i>Norwich/NL</i>					
	Duca		1	1	2
	Fleming		1	2	3
	Szydlo			1	1
	Office Total		2	4	6

Special Management

Thursday, March 10, 2005

<i>Office</i>	<i>Parole Officer</i>	<i>Absconder</i>	<i>Criminal</i>	<i>Technical</i>	<i>Total</i>
	Ellison	1	1		2
	Kendall	1		1	2
	Office Total	2	1	1	4
<i>Waterbury</i>					
	Byrd		1		1
	Callahan		1		1
	Casanova	1	1		2
	Krupa		2		2
	Long	2			2
	McCown		1		1
	Romano		1		1
	Viscomi		1		1
	Wood			1	1
	Office Total	3	8	1	12
<i>Grand Total</i>		16	16	11	43

** Source: Hearings Division Warrant Requests and Interstate Reports*