


STATE OF CONNECTICUT

Connecticut Parole and Community Services
Monthly Report



DECEMBER 2004

(DECEMBER 2003 to DECEMBER 2004)

Prepared by
Jerry Stowell

FOR
BOARD OF PARDONS & PAROLES (BOPP)
AND
DEPARTMENT OF CORRECTION (DOC)
Parole and Community Services Division

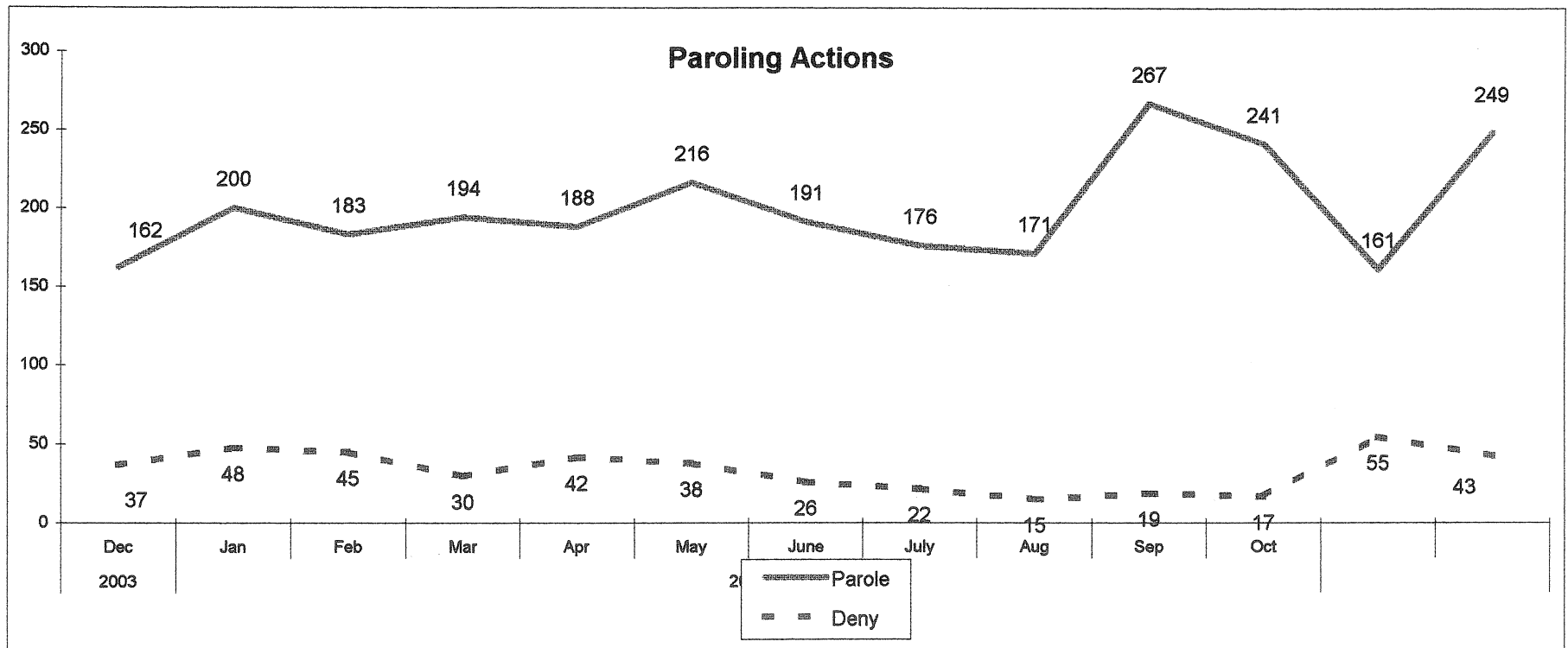
**Correctional Population and Parole Eligibility
December 31, 2004**

Confined Population	18,154		
(Unsentenced and Special Inmates)	(4,215)	Balance	13,939
(Sentences 2 Years & Less, Cuscom, New Admits)	(4,068)	Balance	9,871
(Parole Ineligible, crime committed)	(762)	Balance	9,109
(SRG Classification)	(234)	Balance	8,875
(Wright Decision Cases)	(365)	Balance	8,510
(Level 5 Classification)	(37)	Balance	8,473
(Chronic Disciplinary Unit Classification)	(45)		
Population Eligible for Parole Consideration	8,428		

**Connecticut Board of Parole
Hearings Division Monthly Statistics
December 31, 2004**

	2003	2004											12 Mo.	
	Dec	Jan	Feb	Mar	Apr	May	June	July	Aug	Sep	Oct	Nov	Dec	Totals
Full Panel Actions														
Parole	45	84	78	79	69	91	83	81	79	187	90	20	70	1011
Deny	9	21	22	13	18	20	14	11	12	15	5	12	17	180
Medical Parole	0	0	0	0	0	0	0	0	0	0	0	0	0	0
Revoke	32	46	56	41	55	32	29	18	39	24	33	26	26	425
Revoke & Reparole	36	44	52	65	42	44	51	42	59	41	41	34	62	577
Rescind	1	7	9	1	2	4	3	3	2	1	1	3	3	39
Rescind & Reparole	4	11	7	8	14	10	8	12	7	11	11	15	15	129
Early Parole Discharge	0	0	0	0	0	0	0	0	0	0	0	0	0	0
Total Full Panel Actions	127	213	224	207	200	201	188	167	198	279	181	110	193	2361
Administrative Review Actions														
Parole	117	116	105	115	119	125	108	95	92	80	151	141	179	1426
Deny	28	27	23	17	24	18	12	11	3	4	12	43	26	220
Total Admin. Review Actions	145	143	128	132	143	143	120	106	95	84	163	184	205	1646
Staff Actions														
Case Review	15	20	30	13	17	16	12	11	24	121	54	13	11	342
Review & Reschedule	223	250	226	236	115	250	222	121	177	188	322	276	410	2793
Close Interest	52	70	66	56	15	105	19	22	68	20	54	65	148	708
Total Actions	562	696	674	644	490	715	561	427	562	692	774	648	967	7850
Total Hearing Dates	19	19	20	20	20	17	19	22	19	20	20	15	15	226
Parole Grant Rate														
Full Panels	83%	80%	78%	86%	79%	82%	86%	88%	87%	93%	95%	63%	80%	85%
Administrative Reviews	81%	81%	82%	87%	83%	87%	90%	90%	97%	95%	93%	77%	87%	87%

**Connecticut Board of Parole
Hearings Division Monthly Statistics
December 31, 2004**



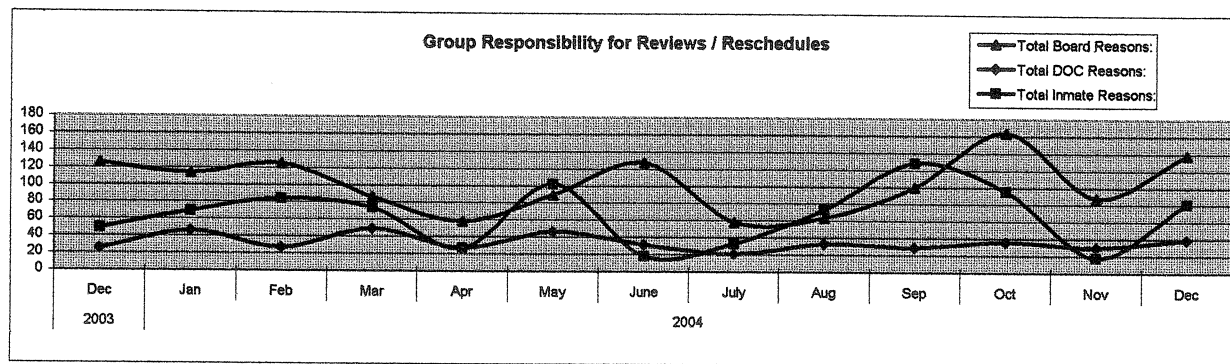
**Connecticut Board of Parole
Hearings Division Monthly Statistics
Current Location
December 31, 2004
Persons Granted Parole via Administrative Reviews**

Granting Month

Location	2003 2004												12 mo. Total	
	Dec	Jan	Feb	Mar	Apr	May	June	July	Aug	Sep	Oct	Nov		Dec
CT Parole Supervision	4	3	3	7	4	4	1	6	0	1	1	5	3	38
Out-of State Parole Supervision	0	0	0	0	0	0	0	0	0	0	0	0	0	0
Abscond from Parole	0	0	0	0	0	0	0	0	0	0	0	0	0	0
Halfway House	3	3	3	6	7	11	0	5	2	1	3	10	4	55
Confined in CT, to be Released	106	109	96	101	102	110	107	77	89	77	147	126	241	1382
Confined, Out of State	0	0	0	0	0	0	0	0	0	0	0	0	0	0
Furlough	0	0	0	0	0	0	0	0	0	0	0	0	1	1
Escaped, Prior to Release	0	0	0	0	0	0	0	2	0	0	0	0	0	2
Reconfined	0	0	0	0	0	0	0	0	0	0	0	0	0	0
TS	0	0	0	0	0	0	0	0	0	0	0	0	0	0
Discharged	0	0	0	1	0	0	0	0	0	0	0	0	0	1
Virginia	2	0	3	0	5	0	0	5	1	1	0	0	0	15
Medical Hospital	1	1	0	0	1	0	0	0	0	0	0	0	0	2
Total	116	116	105	115	119	125	108	95	92	80	151	141	249	1496

**Connecticut Board of Parole
Types of Review and Rescheduling Activities
December 2004**

	2003	2004											
	Dec	Jan	Feb	Mar	Apr	May	June	July	Aug	Sep	Oct	Nov	Dec
<u>Inmate-Related Reasons:</u>													
<u>Regular Hearings</u>													
In Seg/Punitive Seg	3	2	0	4	1	3	1	4	3	1	0	0	2
Inmate's Request	2	3	2	1	1	0	0	3	2	0	0	0	0
Pending Charges	12	16	14	19	0	27	2	1	15	1	7	1	36
Pending DR	0	0	0	0	0	0	0	0	0	0	0	0	0
SRG Affiliation	6	8	20	12	1	26	2	0	8	0	0	0	0
Pending Waiver	0	0	0	0	0	0	0	0	0	0	0	0	0
85% Status	10	16	17	23	5	21	0	6	16	3	32	1	30
Case Review	15	20	30	13	17	16	12	11	24	121	54	13	11
<u>Revocation Hearings:</u>													
Attorney	1	0	0	0	0	3	0	0	0	0	0	0	0
Pending Charges	0	4	1	2	2	6	1	8	5	2	2	3	2
Total Inmate Reasons:	49	69	84	74	27	102	18	33	73	128	95	18	81
<u>DOC-Related Reasons</u>													
<u>Regular Hearings</u>													
Transportation	13	37	16	35	19	30	19	15	21	16	27	29	29
Awaiting MH Evaluation	12	9	11	14	8	16	12	6	12	13	9	1	10
Total DOC Reasons:	25	46	27	49	27	46	31	21	33	29	36	30	39
<u>Board-Related Reasons</u>													
<u>Regular Hearings</u>													
Additional Info	36	30	25	30	28	21	32	40	32	63	55	60	94
Additional Offense Info	14	18	12	17	15	18	13	4	7	14	9	3	20
Hearing Cancelled	57	36	68	18	9	12	78	0	0	20	82	25	3
Ineligible-PE date	2	3	2	1	1	0	0	3	2	0	0	0	0
No Parole Package	0	0	0	0	0	0	0	0	0	0	0	0	0
Awaiting Sex Offender Eval	0	0	0	0	0	0	0	0	0	0	0	0	0
Other	17	27	18	20	5	38	4	11	22	3	18	0	21
Total Board Reasons:	126	114	125	86	58	89	127	58	63	100	164	88	138
All Reasons:	200	229	236	209	112	237	176	112	169	257	295	136	258

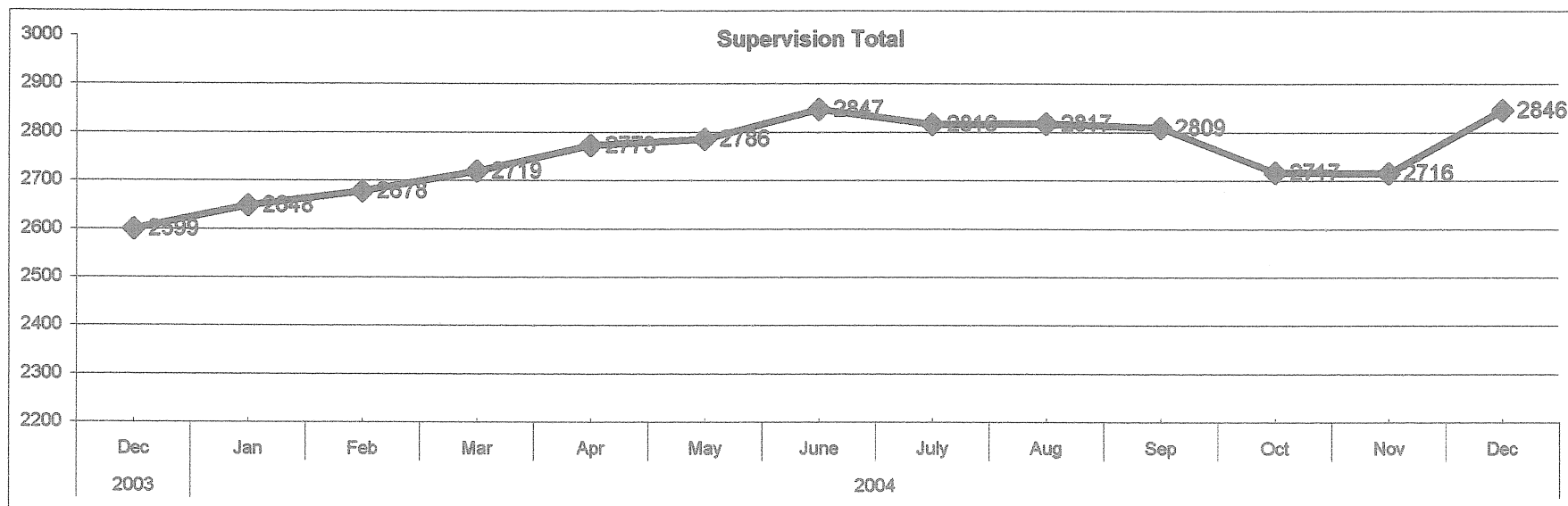


**Parole Granting Rate
January 2004 - December 2004**

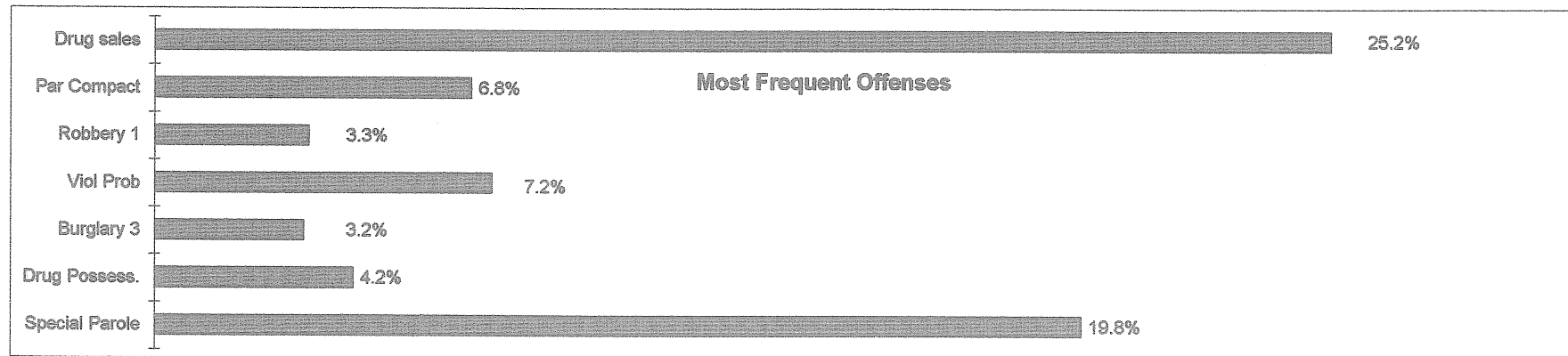

	Full Panel Hearings	Administrative Reviews
January	81%	81%
February	78%	82%
March	86%	87%
April	79%	83%
May	82%	87%
June	86%	90%
July	88%	90%
August	87%	97%
September	93%	95%
October	97%	93%
November	63%	77%
December	80%	87%
Average:	83%	87%

Connecticut Board of Parole Parole Supervision Caseload December 31, 2004

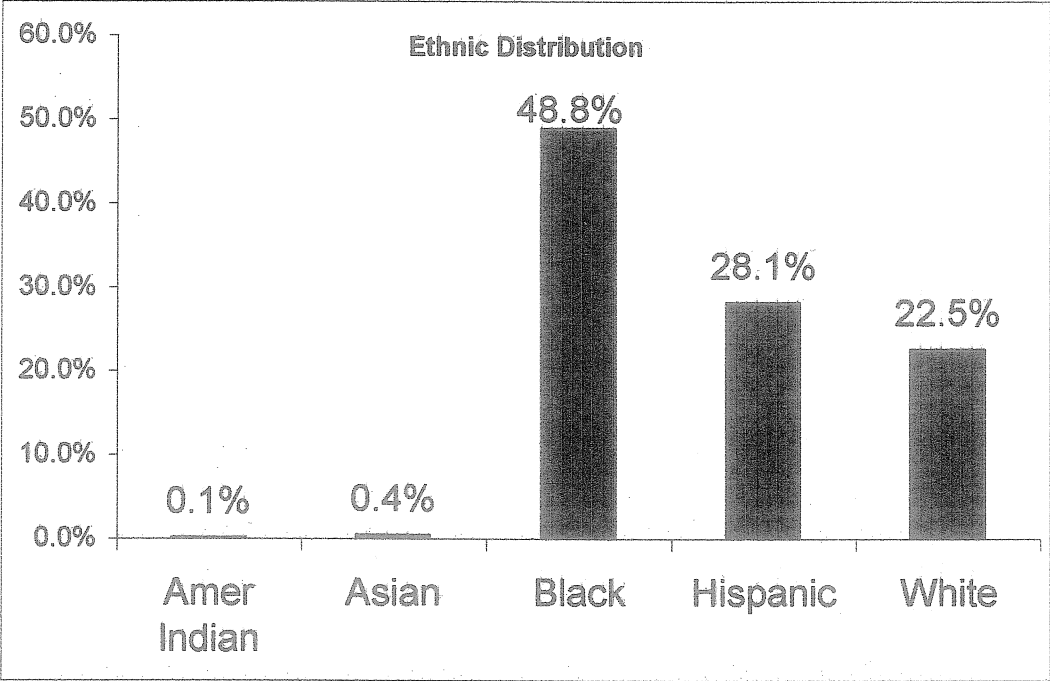
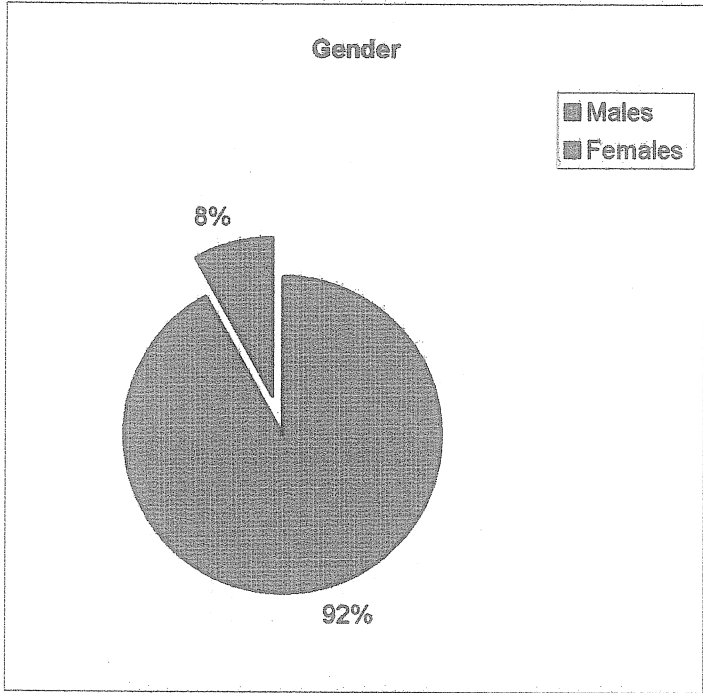
	2003	2004											
	Dec	Jan	Feb	Mar	Apr	May	June	July	Aug	Sep	Oct	Nov	Dec
CT Parolees Supervised in CT	2218	2260	2284	2336	2371	2390	2447	2419	2419	2398	2345	2332	2450
Out Of State Parolees Supervised in CT	205	205	210	195	203	198	196	194	194	195	166	174	170
CT Supervision Total:	2423	2465	2494	2531	2574	2588	2643	2613	2613	2593	2511	2506	2620
CT Parolees Supervised Out of State	176	183	184	188	199	198	204	203	204	216	206	210	226
Supervision Total:	2599	2648	2678	2719	2773	2786	2847	2816	2817	2809	2717	2716	2846
Parole Violators Confined	343	374	360	352	383	361	369	402	392	419	406	412	465
GRAND TOTAL	2942	3022	3038	3071	3156	3147	3216	3218	3209	3228	3123	3128	3311



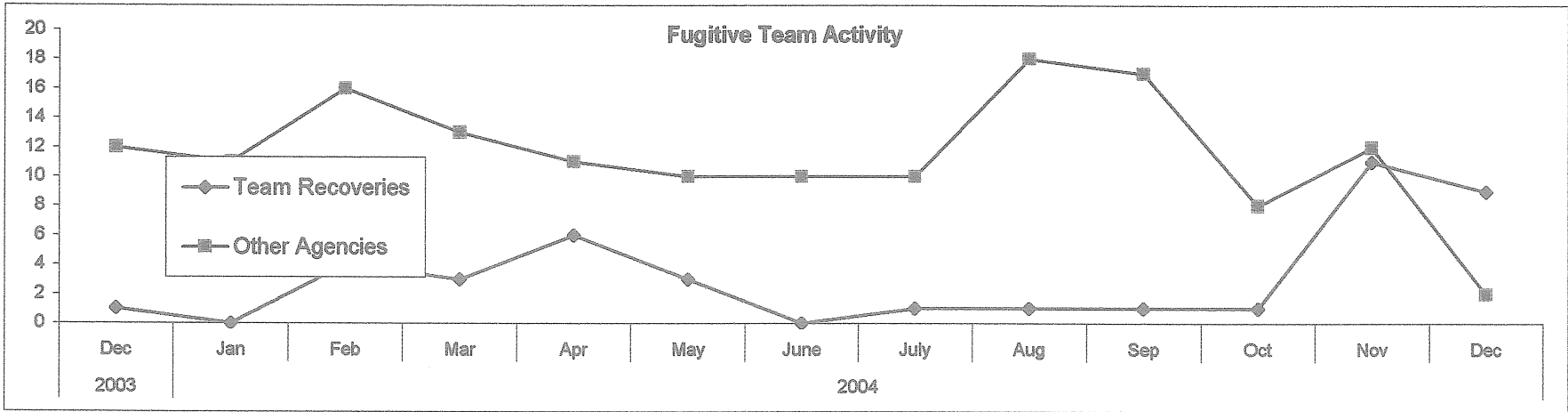
Connecticut Board of Parole Parole Supervision Caseload December 31, 2004



**Connecticut Board of Parole
Parole Supervision Caseload
December 31, 2004**



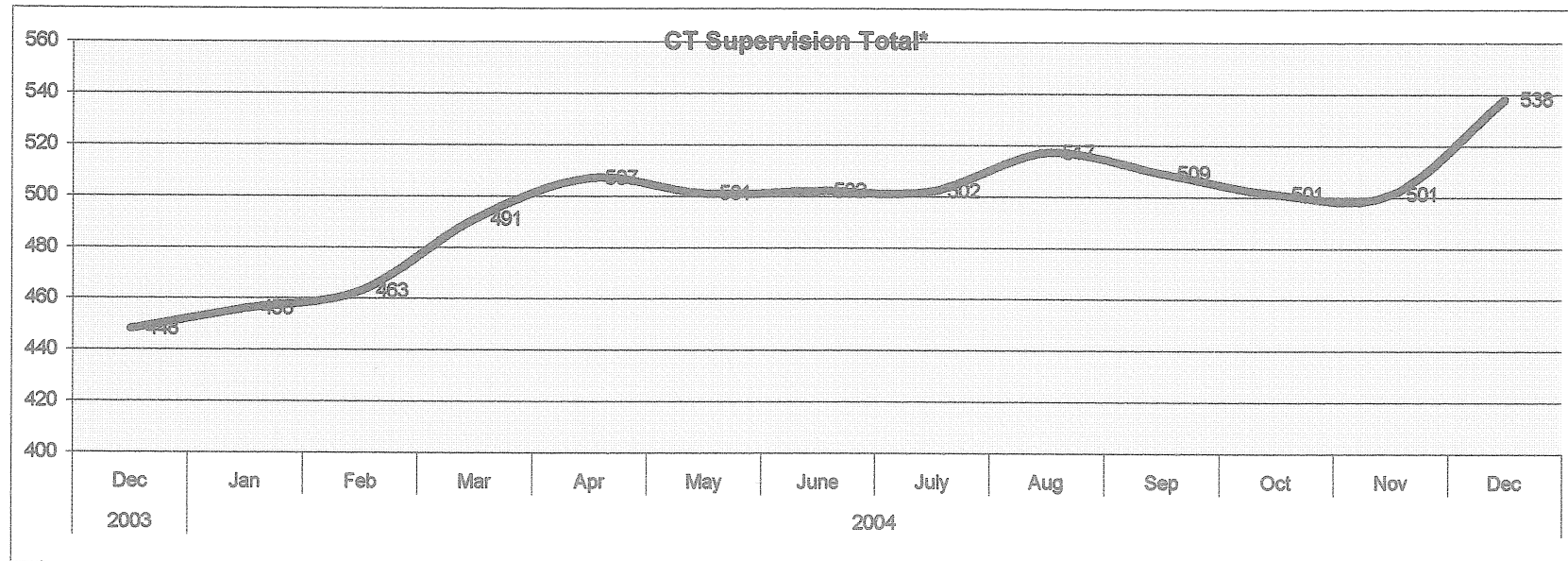
**Connecticut Board of Parole
Parole Supervision Caseload
December 31, 2004**



Parole Supervision Caseload December 31, 2004

Bridgeport District Office Supervision Caseload

	2003		2004										
	Dec	Jan	Feb	Mar	Apr	May	June	July	Aug	Sep	Oct	Nov	Dec
CT Parolees Supervised in CT	413	422	430	456	470	466	466	469	485	477	472	470	510
Out Of State Parolees Supervised in CT	35	34	33	35	37	35	36	33	32	32	29	31	28
CT Supervision Total:	448	456	463	491	507	501	502	502	517	509	501	501	538
 Parole Violators Confined	 71	 73	 70	 64	 56	 56	 61	 70	 68	 68	 72	 75	 77
GRAND TOTAL	519	529	533	555	563	557	563	572	585	577	573	576	615

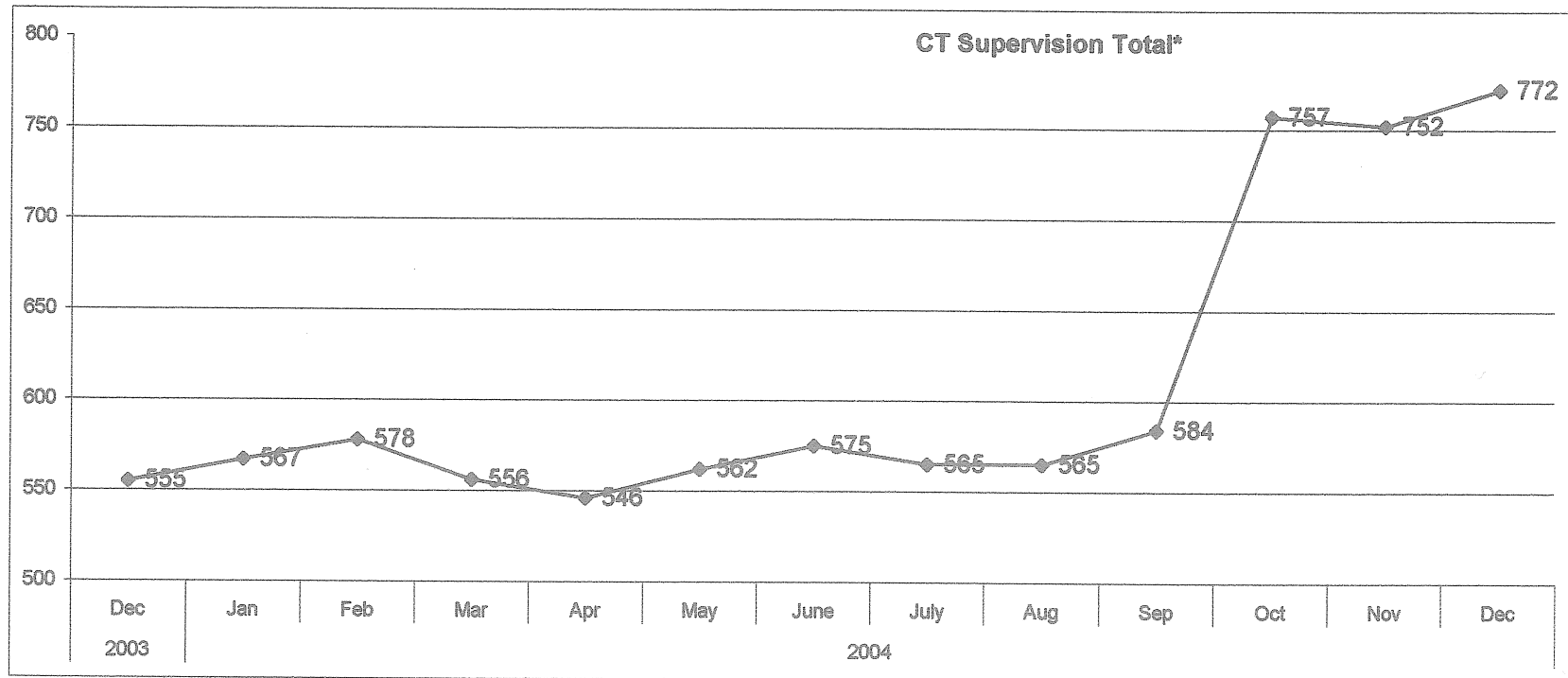


Parole Supervision Caseload

December 31, 2004

Hartford District Office Supervision Caseload

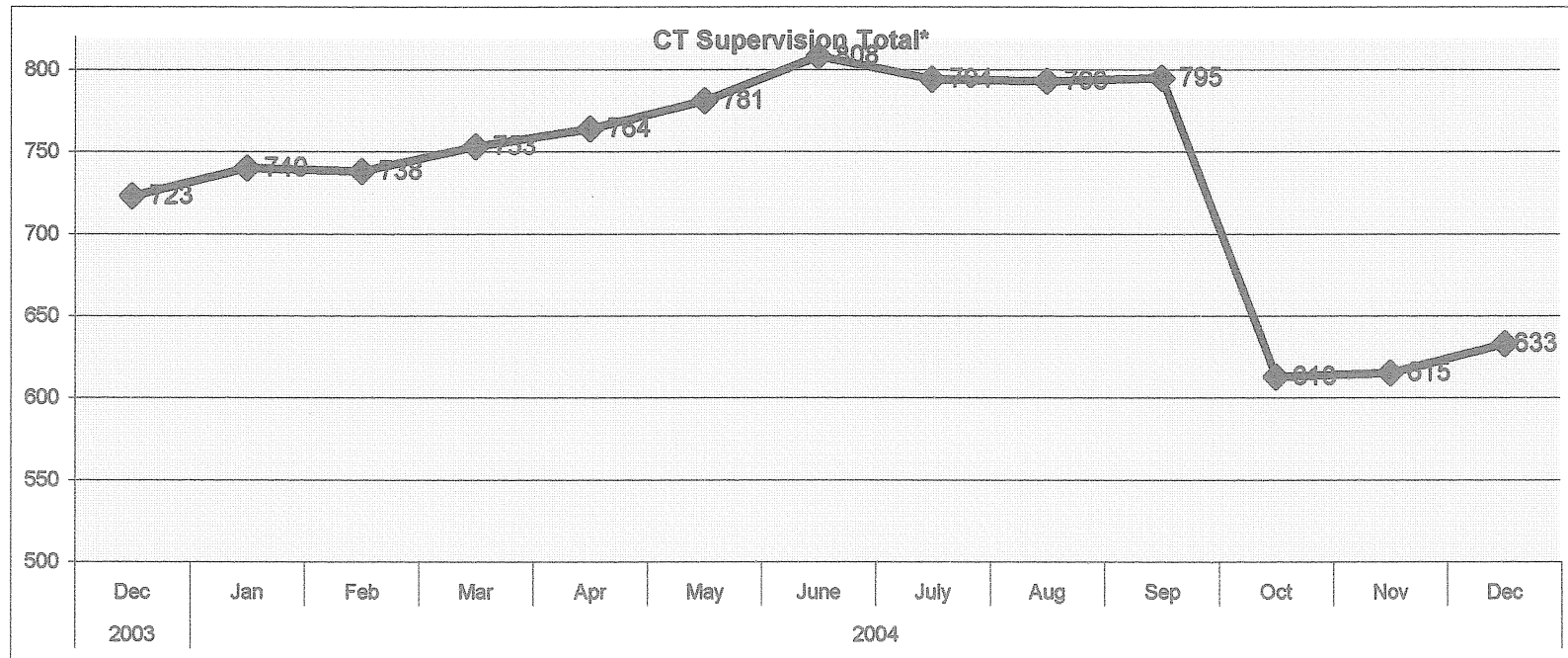
	2003		2004										
	Dec	Jan	Feb	Mar	Apr	May	June	July	Aug	Sep	Oct	Nov	Dec
CT Parolees Supervised in CT	499	507	516	503	487	502	519	509	507	531	698	690	708
Out Of State Parolees Supervised in CT	56	60	62	53	59	60	56	56	58	53	59	62	64
CT Supervision Total:	555	567	578	556	546	562	575	565	565	584	757	752	772
Parole Violators Confined	92	102	106	91	116	117	112	107	110	102	146	142	157
GRAND TOTAL	647	669	684	647	662	679	687	672	675	686	903	894	929



Parole Supervision Caseload December 31, 2004

New Haven District Office Supervision Caseload

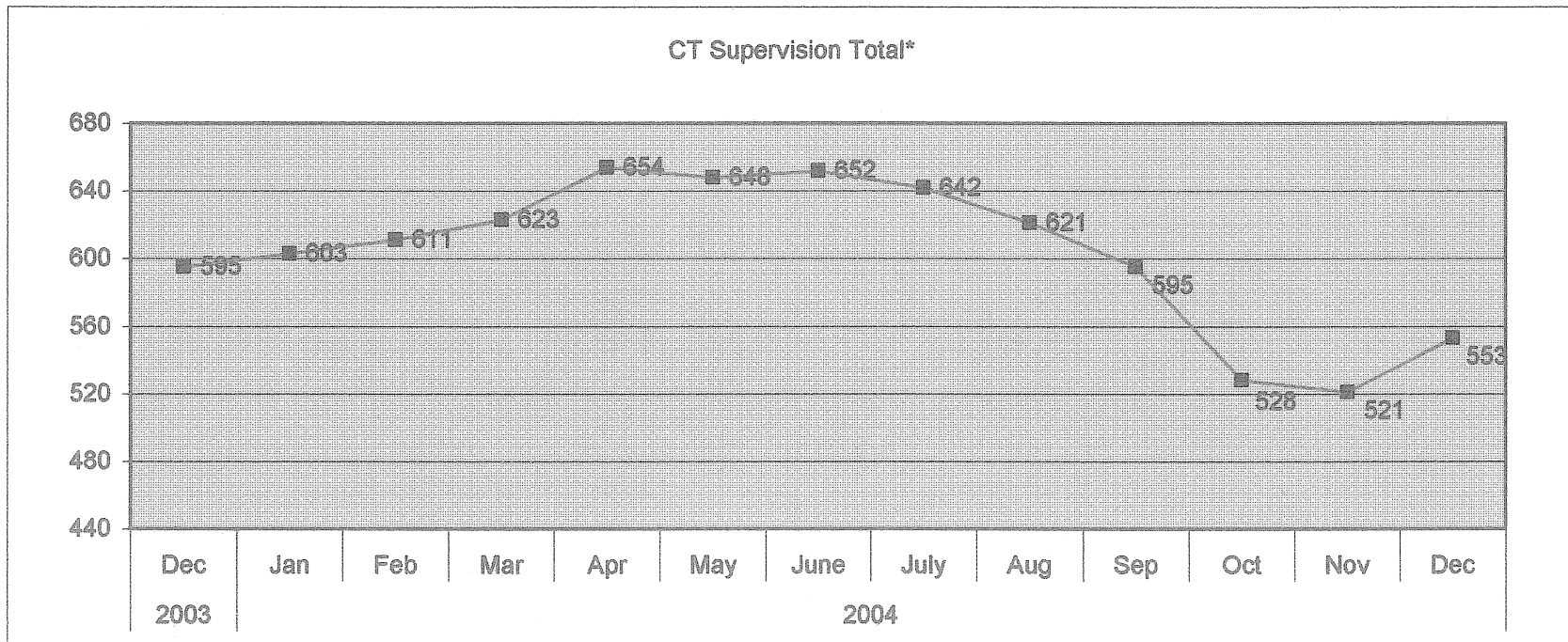
	2003		2004										
	Dec	Jan	Feb	Mar	Apr	May	June	July	Aug	Sep	Oct	Nov	Dec
CT Parolees Supervised in CT	664	682	678	702	712	728	753	741	740	736	583	582	600
Out Of State Parolees Supervised in CT	59	58	60	51	52	53	55	53	53	59	30	33	33
CT Supervision Total:	723	740	738	753	764	781	808	794	793	795	613	615	633
Parole Violators Confined	102	101	107	97	105	119	107	98	123	117	146	113	121
GRAND TOTAL	825	841	845	850	869	900	915	892	916	912	759	728	754



Parole Supervision Caseload December 31, 2004

Waterbury Caseload

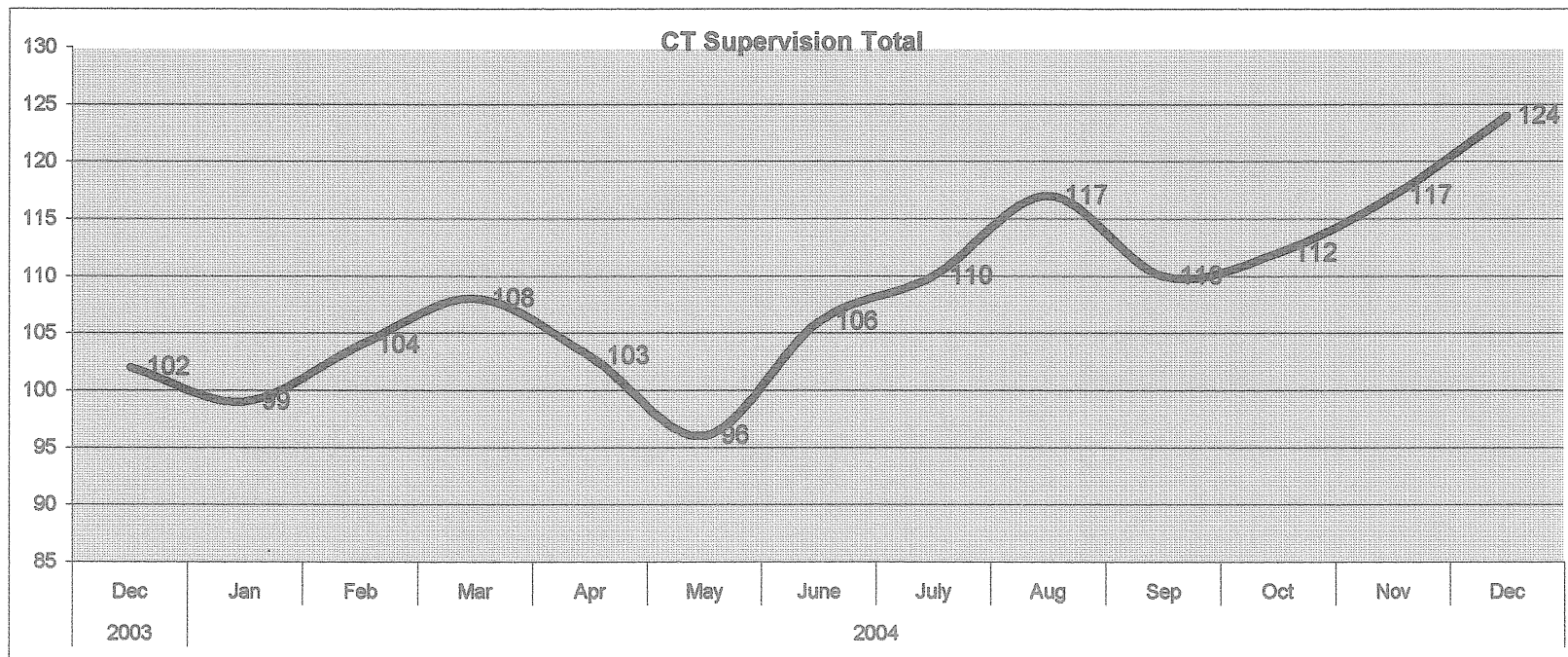
	2003		2004										
	Dec	Jan	Feb	Mar	Apr	May	June	July	Aug	Sep	Oct	Nov	Dec
CT Parolees Supervised in CT	553	562	568	581	611	609	611	602	582	555	492	484	519
Out Of State Parolees Supervised in CT	42	41	43	42	43	39	41	40	39	40	36	37	34
CT Supervision Total:	595	603	611	623	654	648	652	642	621	595	528	521	553
Parole Violators Confined	61	73	69	74	75	60	75	78	76	88	64	62	89
GRAND TOTAL	656	676	680	697	729	708	727	720	697	683	592	583	642



Parole Supervision Caseload December 31, 2004

Special Management Supervision Caseload

	2003	2004											
	Dec	Jan	Feb	Mar	Apr	May	June	July	Aug	Sep	Oct	Nov	Dec
CT Parolees Supervised in CT	89	87	92	94	91	85	98	98	105	99	100	106	113
Out Of State Parolees Supervised in CT	13	12	12	14	12	11	8	12	12	11	12	11	11
CT Supervision Total:	102	99	104	108	103	96	106	110	117	110	112	117	124
Parole Violators Confined	18	19	18	18	17	21	23	24	21	15	11	12	20
GRAND TOTAL	120	118	122	126	120	117	129	134	138	125	123	129	144



Violation Reports

December 1, 2004 - December 31, 2004

<i>Office</i>	<i>Parole Officer</i>	<i>Absconder</i>	<i>Criminal</i>	<i>Technical</i>	<i>Total</i>
<i>Bridgeport</i>					
	Anderson	1	1		2
	Banas		2	2	4
	Brown		1	1	2
	Greene		6	1	7
	Johnson		2		2
	Lloyd		2		2
	Mirto	2	2		4
	O'Reilly		7	1	8
	Office Total	3	23	5	31
<i>Hartford</i>					
	Dawson		1	1	2
	Edwards		2	5	7
	Fernandes		3	1	4
	Gaudet		2	1	3
	Mills		1		1
	Sullivan	2	2	4	8
	Thurlow		1		1
	Office Total	2	12	12	26
<i>Interstate Compact</i>					
	Harrison	1	2		3
	Office Total	1	2		3
<i>New Haven</i>					
	Caruso		1	2	3
	DeLucia	1			1
	Emielita		1		1
	Griswold		3	1	4
	Hogan		1	1	2
	Holmes		5		5

Thursday, January 13, 2005

<i>Office</i>	<i>Parole Officer</i>	<i>Absconder</i>	<i>Criminal</i>	<i>Technical</i>	<i>Total</i>
	Kelly	3	2		5
	Lawlor		2	1	3
	Runlett	2			2
	Rutkis		3		3
	Watts	1	3		4
	Office Total	7	21	5	33
<i>Norwich/NL</i>					
	Duca		1		1
	Fleming			1	1
	Nelson		2	4	6
	Szydlo			1	1
	Office Total		3	6	9
<i>Special Management</i>					
	Buster		1		1
	Ellison	1			1
	Kendall			2	2
	Office Total	1	1	2	4
<i>Waterbury</i>					
	Cintron		2		2
	Krupa		1		1
	Long	1	2	2	5
	McCown		1	3	4
	Romano	1			1
	Rose		1		1
	Thompson		2	1	3
	Wood	1	1		2
	Office Total	3	10	6	19
Grand Total		17	72	36	125

** Source: Hearings Division Warrant Requests and Interstate Reports*

Thursday, January 13, 2005