


STATE OF CONNECTICUT

Connecticut Parole and Community Services  
**Monthly Report**



**OCTOBER 2004**

*(OCTOBER 2003 to OCTOBER 2004)*

Prepared by  
*Jerry Stowell*

FOR  
BOARD OF PARDONS & PAROLES (BOPP)  
AND  
DEPARTMENT OF CORRECTION (DOC)  
Parole and Community Services Division

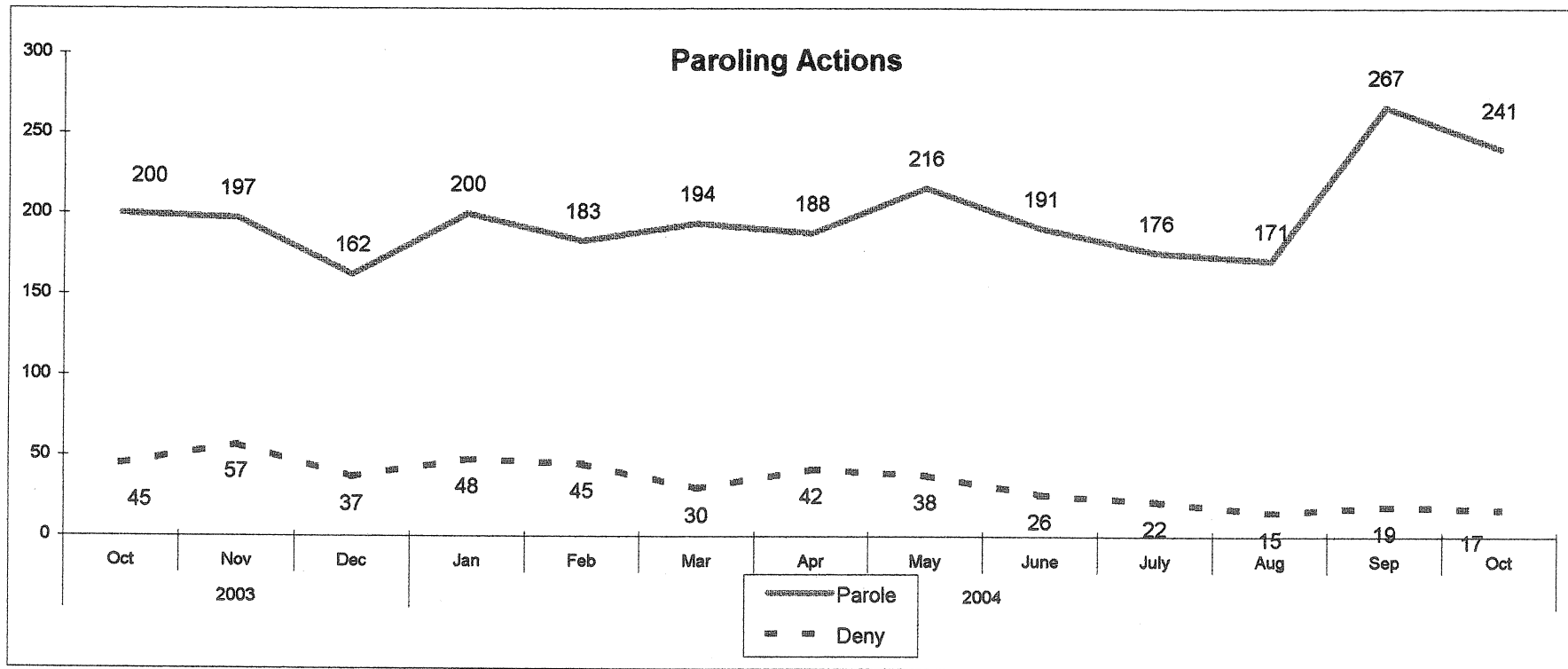
**Correctional Population and Parole Eligibility  
October 31, 2004**

<b>Confined Population</b>	<b>18,443</b>		
(Unsentenced and Special Inmates)	(4,336)	Balance	14,107
(Sentences 2 Years & Less, Cuscom, New Admits)	(4,271)	Balance	9,836
(Parole Ineligible, crime committed)	(748)	Balance	9,088
(SRG Classification)	(236)	Balance	8,852
(Wright Decision Cases)	(384)	Balance	8,468
(Level 5 Classification)	(41)	Balance	8,427
(Chronic Disciplinary Unit Classification)	(43)		
<b>Population Eligible for Parole Consideration</b>	<b>8,384</b>		

**Connecticut Board of Parole  
Hearings Division Monthly Statistics  
October 31, 2004**

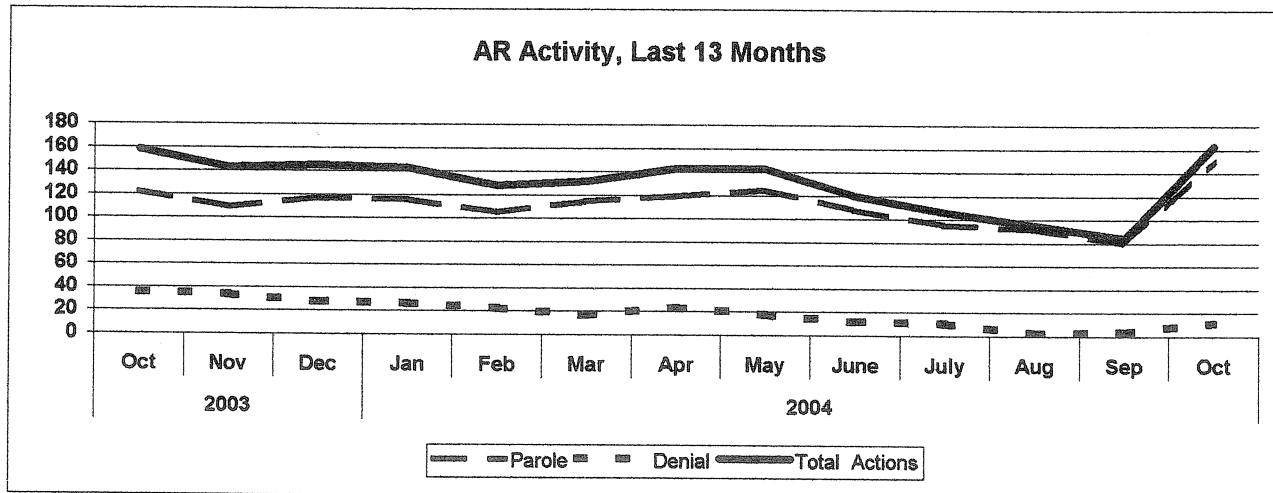
	2003			2004										12 Mo.
	Oct	Nov	Dec	Jan	Feb	Mar	Apr	May	June	July	Aug	Sep	Oct	Totals
<b>Full Panel Actions</b>														
Parole	78	88	45	84	78	79	69	91	83	81	79	187	140	1104
Deny	9	23	9	21	22	13	18	20	14	11	12	15	5	183
Medical Parole	0	0	0	0	0	0	0	0	0	0	0	0	0	0
Revoke	17	34	32	46	56	41	55	32	29	18	39	24	33	439
Revoke & Reparole	20	33	36	44	52	65	42	44	51	42	59	41	41	550
Rescind	2	11	1	7	9	1	2	4	3	3	2	1	1	45
Rescind & Reparole	17	15	4	11	7	8	14	10	8	12	7	11	11	118
Early Parole Discharge	0	0	0	0	0	0	0	0	0	0	0	0	0	0
<b>Total Full Panel Actions</b>	143	204	127	213	224	207	200	201	188	167	198	279	231	2439
<b>Administrative Review Actions</b>														
Parole	122	109	117	116	105	115	119	125	108	95	92	80	151	1332
Deny	36	34	28	27	23	17	24	18	12	11	3	4	12	213
<b>Total Admin. Review Actions</b>	158	143	145	143	128	132	143	143	120	106	95	84	163	1545
<b>Staff Actions</b>														
Case Review	37	23	15	20	30	13	17	16	12	11	24	121	54	356
Review & Reschedule	148	208	223	250	226	236	115	250	222	121	177	188	322	2538
Close Interest	46	35	52	70	66	56	15	105	19	22	68	20	54	582
<b>Total Actions</b>	532	613	562	696	674	644	490	715	561	427	562	692	824	7460
<b>Total Hearing Dates</b>	18	21	19	19	20	20	20	17	19	22	19	20	20	236
<b>Parole Grant Rate</b>														
Full Panels	90%	79%	83%	80%	78%	86%	79%	82%	86%	88%	87%	93%	97%	86%
Administrative Reviews	77%	76%	81%	81%	82%	87%	83%	87%	90%	90%	97%	95%	93%	86%

## Connecticut Board of Parole Hearings Division Monthly Statistics October 31, 2004



**Connecticut Board of Parole  
Hearings Division Monthly Statistics  
Administrative Reviews  
October 31, 2004**

	2003			2004									
	Oct	Nov	Dec	Jan	Feb	Mar	Apr	May	June	July	Aug	Sep	Oct
<b>Parole</b>	122	109	117	116	105	115	119	125	108	95	92	80	151
<b>Denial</b>	36	34	28	27	23	17	24	18	12	11	3	4	12
<b>Medical Parole</b>	0	0	0	0	0	0	0	0	0	0	0	0	0
<b>Total Actions</b>	158	143	145	143	128	132	143	143	120	106	95	84	163



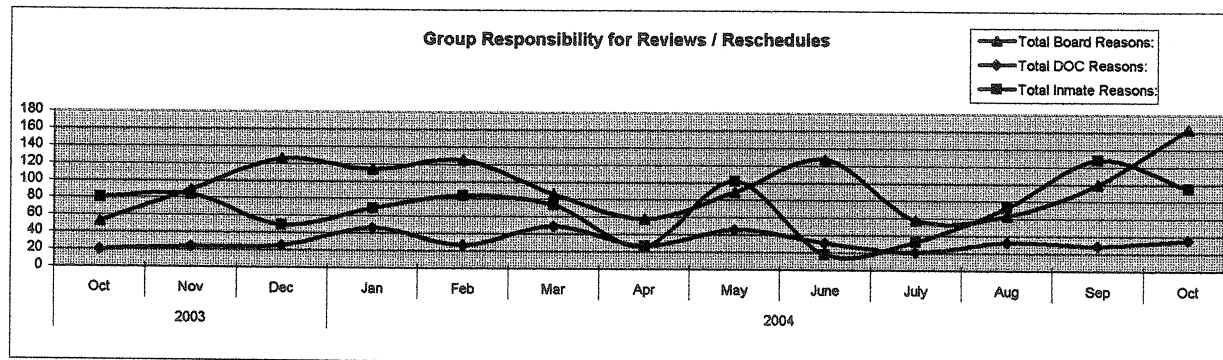
**Connecticut Board of Parole  
Hearings Division Monthly Statistics  
Current Location  
October 31, 2004  
Persons Granted Parole via Administrative Reviews**

**Granting Month**

Location	2003			2004										12 mo. Total
	Oct	Nov	Dec	Jan	Feb	Mar	Apr	May	June	July	Aug	Sep	Oct	
CT Parole Supervision	5	23	4	3	3	7	4	4	1	6	0	1	1	57
Out-of State Parole Supervision	0	0	0	0	0	0	0	0	0	0	0	0	0	0
Abscond from Parole	0	0	0	0	0	0	0	0	0	0	0	0	0	0
Halfway House	4	3	3	3	3	6	7	11	0	5	2	1	3	47
Confined in CT, to be Released	109	83	106	109	96	101	102	110	107	77	89	77	147	1204
Confined, Out of State	0	0	0	0	0	0	0	0	0	0	0	0	0	0
Furlough	0	0	0	0	0	0	0	0	0	0	0	0	0	0
Escaped, Prior to Release	0	0	0	0	0	0	0	0	0	2	0	0	0	2
Reconfined	0	0	0	0	0	0	0	0	0	0	0	0	0	0
TS	0	0	0	0	0	0	0	0	0	0	0	0	0	0
Discharged	2	0	0	0	0	1	0	0	0	0	0	0	0	1
Virginia	2	0	2	0	3	0	5	0	0	5	1	1	0	17
Medical Hospital	0	0	1	1	0	0	1	0	0	0	0	0	0	3
<b>Total</b>	<b>122</b>	<b>109</b>	<b>116</b>	<b>116</b>	<b>105</b>	<b>115</b>	<b>119</b>	<b>125</b>	<b>108</b>	<b>95</b>	<b>92</b>	<b>80</b>	<b>151</b>	<b>1331</b>

**Connecticut Board of Parole  
Types of Review and Rescheduling Activities  
October 2004**

	2003			2004									
	Oct	Nov	Dec	Jan	Feb	Mar	Apr	May	June	July	Aug	Sep	Oct
<b><u>Inmate-Related Reasons:</u></b>													
<b><u>Regular Hearings</u></b>													
In Seg/Punitive Seg	3	4	3	2	0	4	1	3	1	4	3	1	0
Inmate's Request	0	1	2	3	2	1	1	0	0	3	2	0	0
Pending Charges	15	11	12	16	14	19	0	27	2	1	15	1	7
Pending DR	0	0	0	0	0	0	0	0	0	0	0	0	0
SRG Affiliation	6	14	6	8	20	12	1	26	2	0	8	0	0
Pending Waiver	0	0	0	0	0	0	0	0	0	0	0	0	0
85% Status	18	28	10	16	17	23	5	21	0	6	16	3	32
Case Review	37	23	15	20	30	13	17	16	12	11	24	121	54
<b><u>Revocation Hearings:</u></b>													
Attorney	0	0	1	0	0	0	0	3	0	0	0	0	0
Pending Charges	1	3	0	4	1	2	2	6	1	8	5	2	2
<b>Total Inmate Reasons:</b>	<b>80</b>	<b>84</b>	<b>49</b>	<b>69</b>	<b>84</b>	<b>74</b>	<b>27</b>	<b>102</b>	<b>18</b>	<b>33</b>	<b>73</b>	<b>128</b>	<b>95</b>
<b><u>DOC-Related Reasons</u></b>													
<b><u>Regular Hearings</u></b>													
Transportation	17	15	13	37	16	35	19	30	19	15	21	16	27
Awaiting MH Evaluation	3	9	12	9	11	14	8	16	12	6	12	13	9
<b>Total DOC Reasons:</b>	<b>20</b>	<b>24</b>	<b>25</b>	<b>46</b>	<b>27</b>	<b>49</b>	<b>27</b>	<b>46</b>	<b>31</b>	<b>21</b>	<b>33</b>	<b>29</b>	<b>36</b>
<b><u>Board-Related Reasons</u></b>													
<b><u>Regular Hearings</u></b>													
Additional Info	17	17	36	30	25	30	28	21	32	40	32	63	55
Additional Offense Info	17	7	14	18	12	17	15	18	13	4	7	14	9
Hearing Cancelled	0	45	57	36	68	18	9	12	78	0	0	20	82
Ineligible-PE date	0	1	2	3	2	1	1	0	0	3	2	0	0
No Parole Package	0	0	0	0	0	0	0	0	0	0	0	0	0
Awaiting Sex Offender Eval	0	0	0	0	0	0	0	0	0	0	0	0	0
Other	19	19	17	27	18	20	5	38	4	11	22	3	18
<b>Total Board Reasons:</b>	<b>53</b>	<b>89</b>	<b>126</b>	<b>114</b>	<b>125</b>	<b>86</b>	<b>58</b>	<b>89</b>	<b>127</b>	<b>58</b>	<b>63</b>	<b>100</b>	<b>164</b>
<b>All Reasons:</b>	<b>153</b>	<b>197</b>	<b>200</b>	<b>229</b>	<b>236</b>	<b>209</b>	<b>112</b>	<b>237</b>	<b>176</b>	<b>112</b>	<b>169</b>	<b>257</b>	<b>296</b>



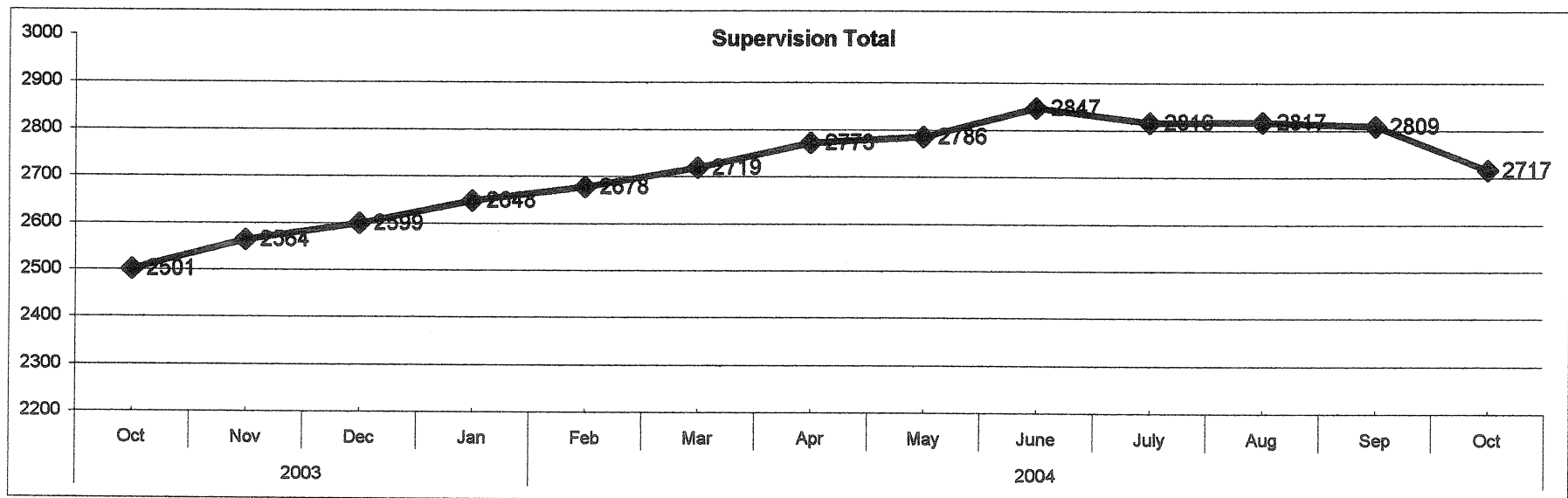
**Parole Granting Rate  
November 2003 - October 2004**

	<b>Full Panel Hearings</b>	<b>Administrative Reviews</b>
<b>November</b>	79%	76%
<b>December</b>	83%	81%
<b>January</b>	81%	81%
<b>February</b>	78%	82%
<b>March</b>	86%	87%
<b>April</b>	79%	83%
<b>May</b>	82%	87%
<b>June</b>	86%	90%
<b>July</b>	88%	90%
<b>August</b>	87%	97%
<b>September</b>	93%	95%
<b>October</b>	97%	93%
<b>Average:</b>	85%	87%

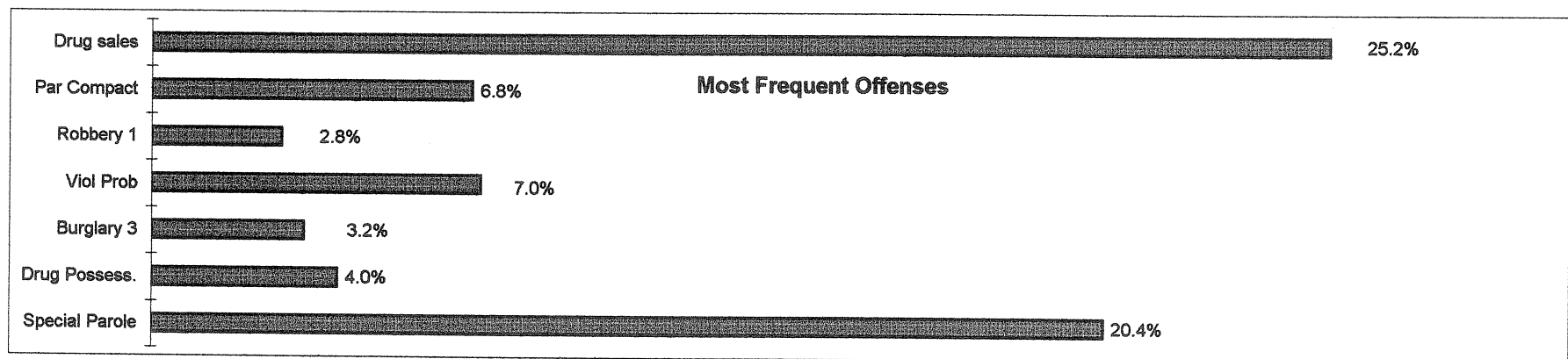
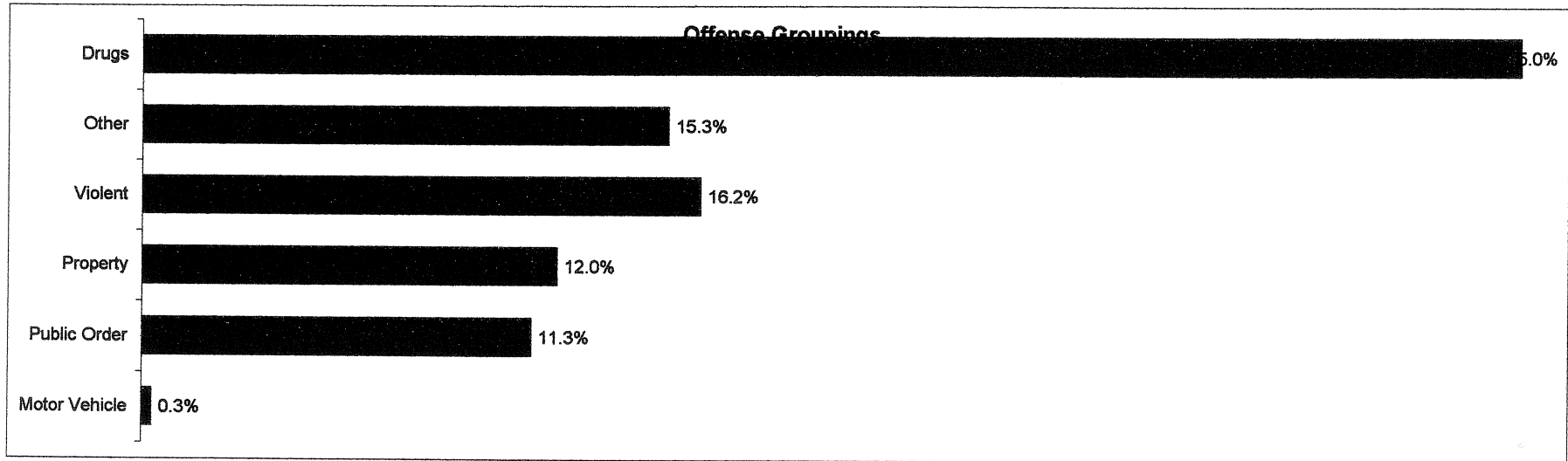


## Connecticut Board of Parole Parole Supervision Caseload October 31, 2004

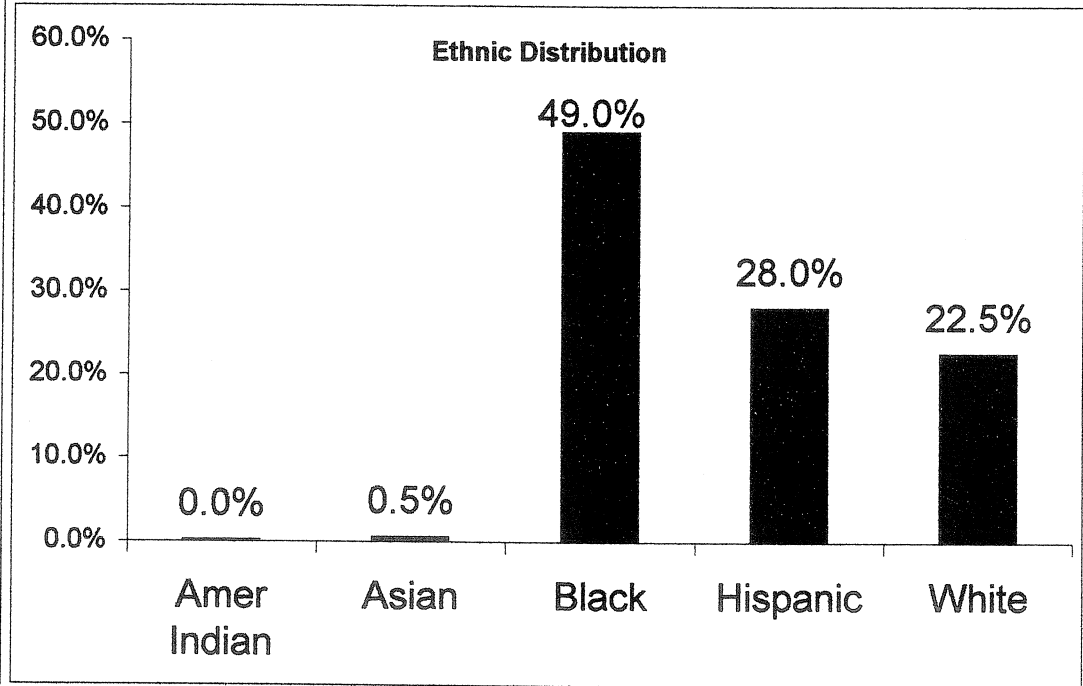
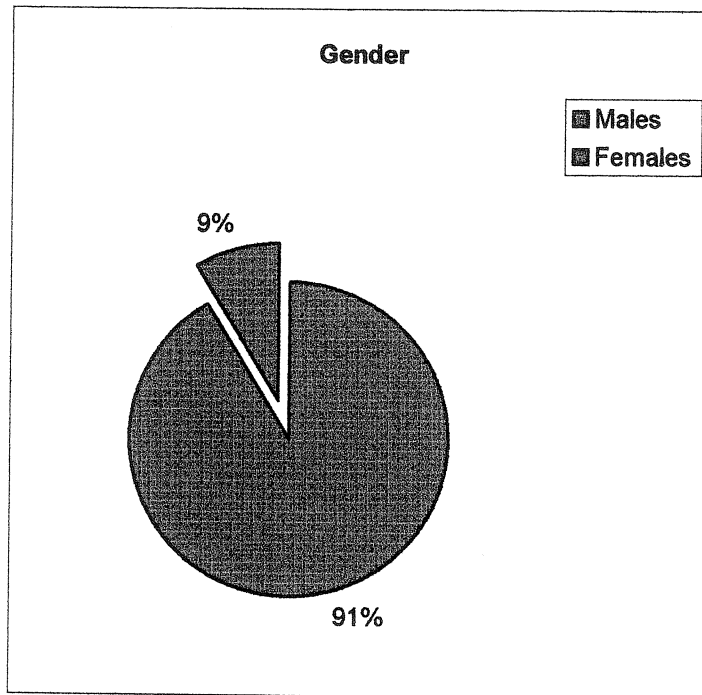
	2003				2004								
	Oct	Nov	Dec	Jan	Feb	Mar	Apr	May	June	July	Aug	Sep	Oct
CT Parolees Supervised in CT	2121	2179	2218	2260	2284	2336	2371	2390	2447	2419	2419	2398	2345
Out Of State Parolees Supervised in CT	202	206	205	205	210	195	203	198	196	194	194	195	166
<b>CT Supervision Total:</b>	<b>2323</b>	<b>2385</b>	<b>2423</b>	<b>2465</b>	<b>2494</b>	<b>2531</b>	<b>2574</b>	<b>2588</b>	<b>2643</b>	<b>2613</b>	<b>2613</b>	<b>2593</b>	<b>2511</b>
CT Parolees Supervised Out of State	178	179	176	183	184	188	199	198	204	203	204	216	206
<b>Supervision Total:</b>	<b>2501</b>	<b>2564</b>	<b>2599</b>	<b>2648</b>	<b>2678</b>	<b>2719</b>	<b>2773</b>	<b>2786</b>	<b>2847</b>	<b>2816</b>	<b>2817</b>	<b>2809</b>	<b>2717</b>
Parole Violators Confined	323	346	343	374	360	352	383	361	369	402	392	419	406
<b>GRAND TOTAL</b>	<b>2824</b>	<b>2910</b>	<b>2942</b>	<b>3022</b>	<b>3038</b>	<b>3071</b>	<b>3156</b>	<b>3147</b>	<b>3216</b>	<b>3218</b>	<b>3209</b>	<b>3228</b>	<b>3123</b>



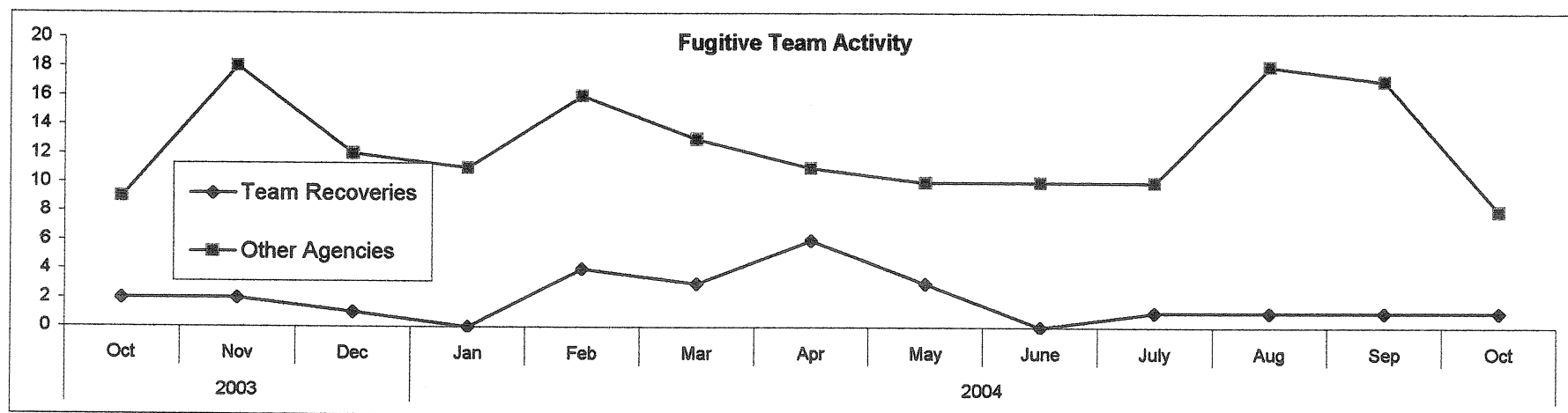
# Connecticut Board of Parole Parole Supervision Caseload October 31, 2004



**Connecticut Board of Parole  
Parole Supervision Caseload  
October 31, 2004**



# Connecticut Board of Parole Parole Supervision Caseload October 31, 2004



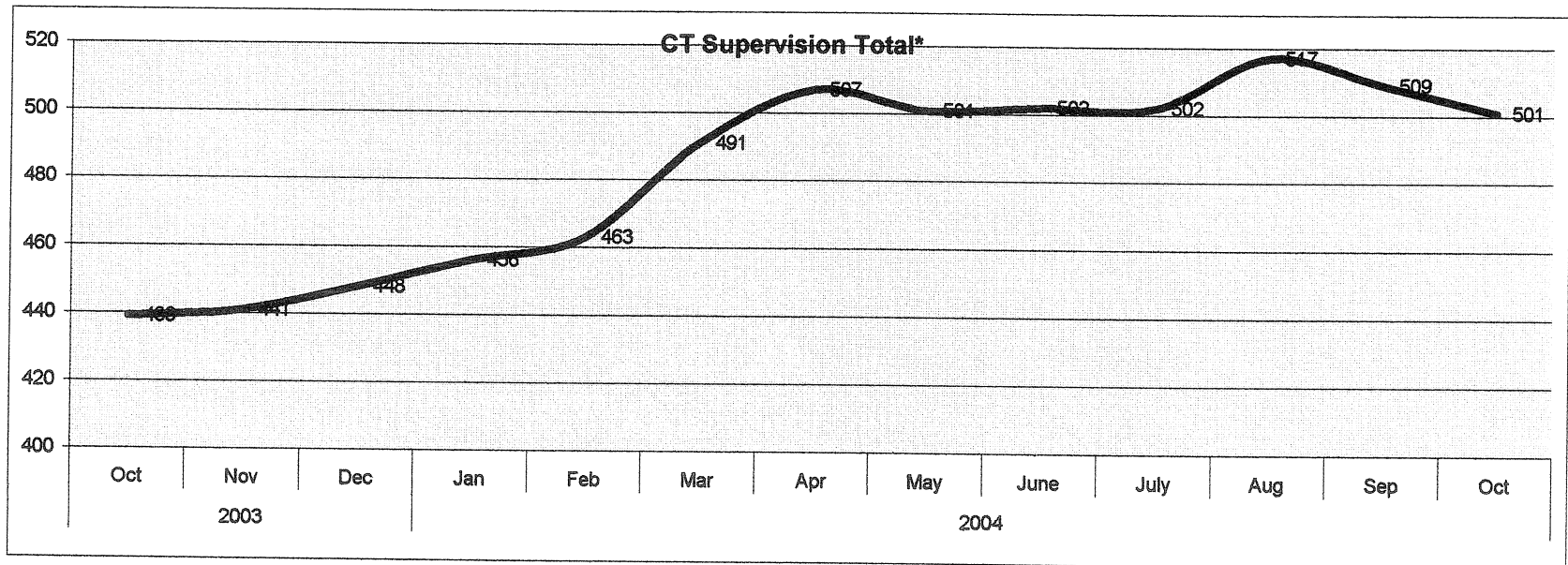
**Connecticut Board of Parole  
Parole Supervision Caseload  
October 31, 2004**

	2003			2004									
	Oct	Nov	Dec	Jan	Feb	Mar	Apr	May	June	July	Aug	Sep	Oct
<b>Number of Parolees Employed:</b>	1843	1882	1925	1941	1936	1958	1957	2052	2120	2121	2116	2054	2023
<b>Parolees Unemployable:</b>	275	274	239	254	252	294	284	272	287	272	274	291	306
<b>Proportion Employed:</b>	90%	89%	88%	88%	86%	88%	85%	89%	90%	91%	90%	89%	92%
<b>Number Active in Parole Works:</b>	200	222	255	264	285	267	251	256	225	212	203	207	177
<b># Community Service Hours:</b>	1510	1794	973	1986	280	564	280	417	292	638	712	678	485

## Parole Supervision Caseload October 31, 2004

### Bridgeport District Office Supervision Caseload

	2003			2004									
	Oct	Nov	Dec	Jan	Feb	Mar	Apr	May	June	July	Aug	Sep	Oct
<b>CT Parolees Supervised in CT</b>	403	407	413	422	430	456	470	466	466	469	485	477	472
<b>Out Of State Parolees Supervised in CT</b>	36	34	35	34	33	35	37	35	36	33	32	32	29
<b>CT Supervision Total:</b>	439	441	448	456	463	491	507	501	502	502	517	509	501
<b>Parole Violators Confined</b>	54	70	71	73	70	64	56	56	61	70	68	68	72
<b>GRAND TOTAL</b>	493	511	519	529	533	555	563	557	563	572	585	577	573

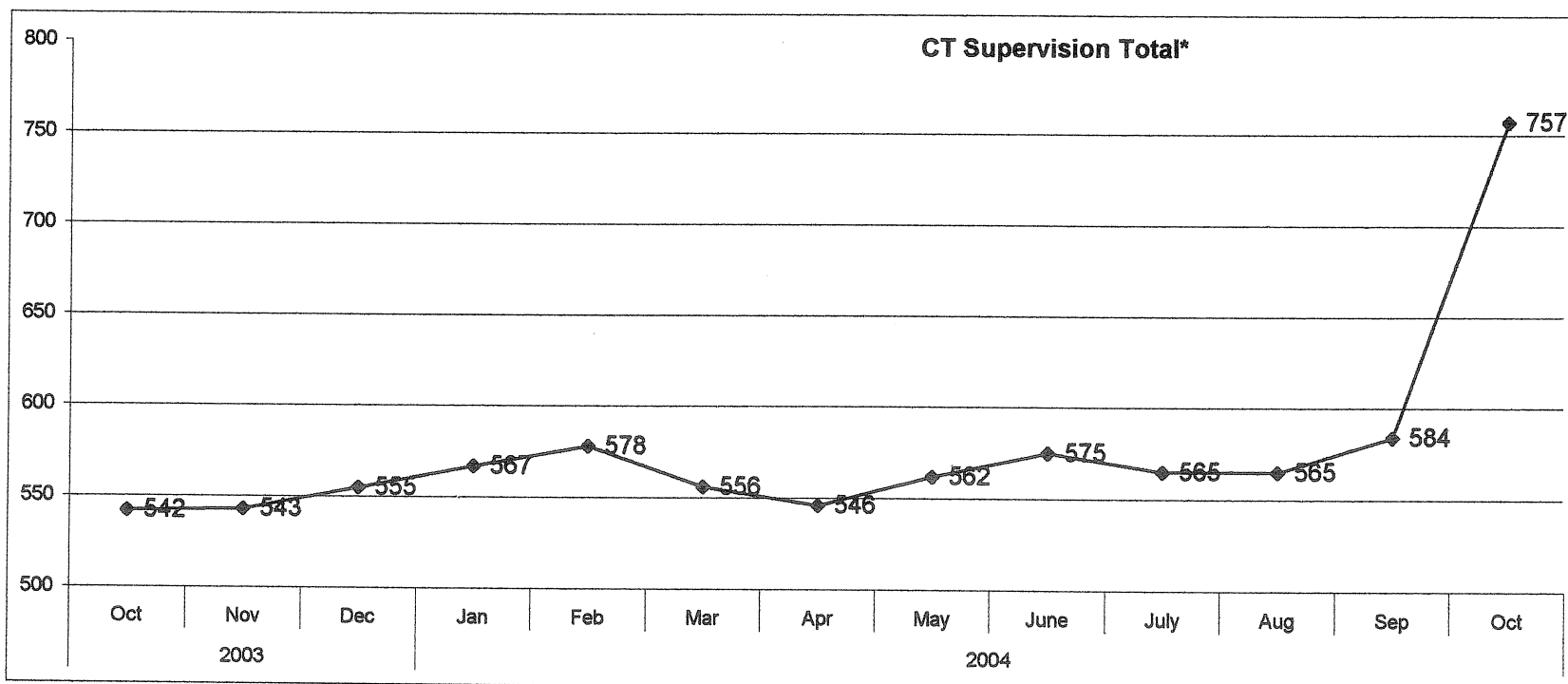


# Parole Supervision Caseload

## October 31, 2004

### Hartford District Office Supervision Caseload

	2003			2004									
	Oct	Nov	Dec	Jan	Feb	Mar	Apr	May	June	July	Aug	Sep	Oct
CT Parolees Supervised in CT	488	487	499	507	516	503	487	502	519	509	507	531	698
Out Of State Parolees Supervised in CT	54	56	56	60	62	53	59	60	56	56	58	53	59
<b>CT Supervision Total:</b>	<b>542</b>	<b>543</b>	<b>555</b>	<b>567</b>	<b>578</b>	<b>556</b>	<b>546</b>	<b>562</b>	<b>575</b>	<b>565</b>	<b>565</b>	<b>584</b>	<b>757</b>
<b>Parole Violators Confined</b>	<b>78</b>	<b>94</b>	<b>92</b>	<b>102</b>	<b>106</b>	<b>91</b>	<b>116</b>	<b>117</b>	<b>112</b>	<b>107</b>	<b>110</b>	<b>102</b>	<b>146</b>
<b>GRAND TOTAL</b>	<b>620</b>	<b>637</b>	<b>647</b>	<b>669</b>	<b>684</b>	<b>647</b>	<b>662</b>	<b>679</b>	<b>687</b>	<b>672</b>	<b>675</b>	<b>686</b>	<b>903</b>

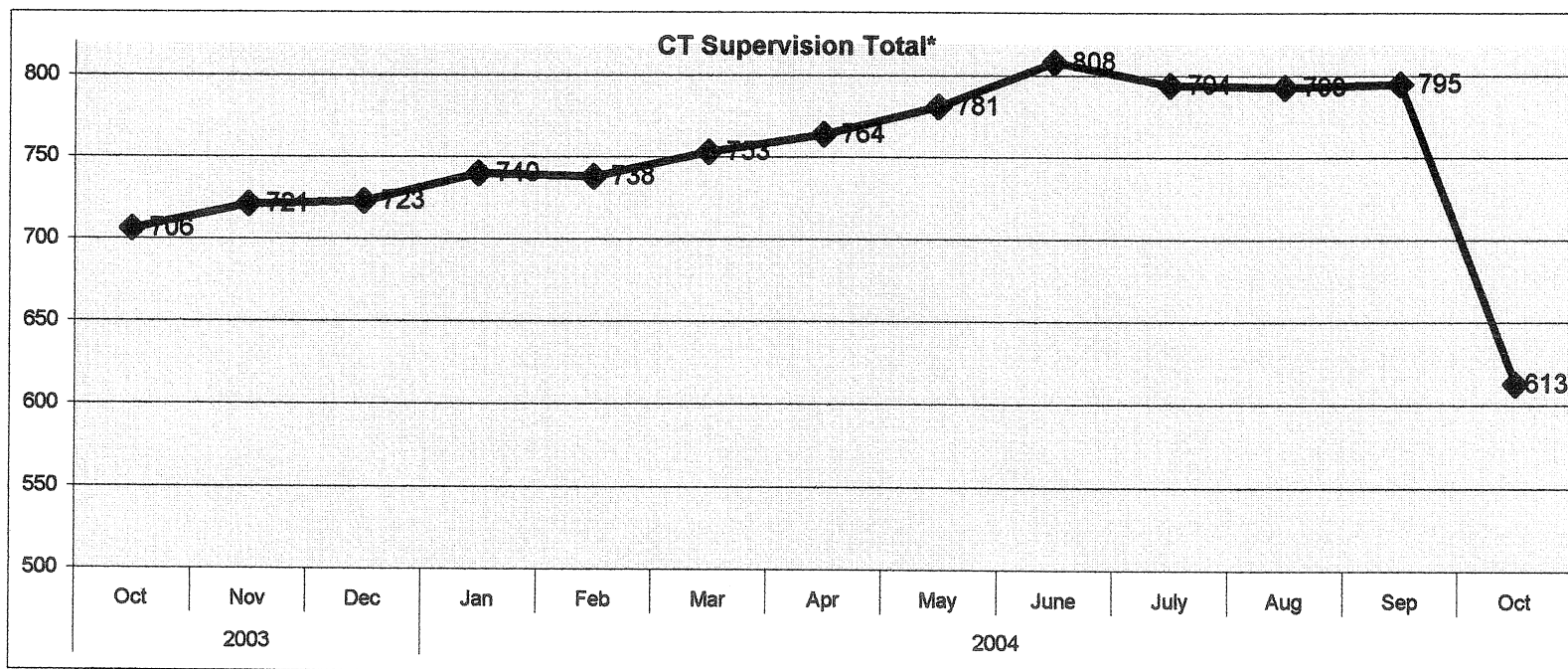


# Parole Supervision Caseload

## October 31, 2004

### New Haven District Office Supervision Caseload

	2003			2004									
	Oct	Nov	Dec	Jan	Feb	Mar	Apr	May	June	July	Aug	Sep	Oct
<b>CT Parolees Supervised in CT</b>	647	662	664	682	678	702	712	728	753	741	740	736	583
<b>Out Of State Parolees Supervised in CT</b>	59	59	59	58	60	51	52	53	55	53	53	59	30
<b>CT Supervision Total:</b>	706	721	723	740	738	753	764	781	808	794	793	795	613
<b>Parole Violators Confined</b>	91	103	102	101	107	97	105	119	107	98	123	117	146
<b>GRAND TOTAL</b>	797	824	825	841	845	850	869	900	915	892	916	912	759



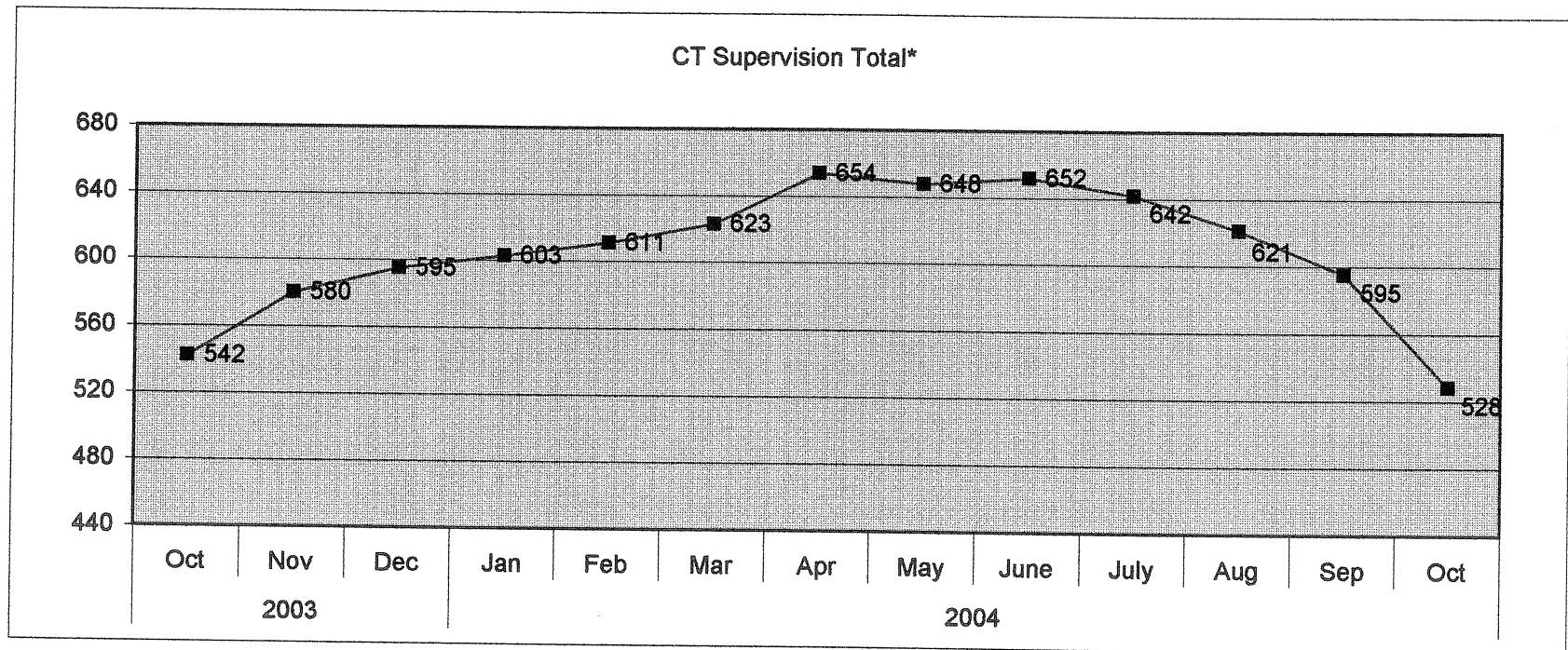


# Parole Supervision Caseload

## October 31, 2004

### Waterbury Caseload

	2003			2004									
	Oct	Nov	Dec	Jan	Feb	Mar	Apr	May	June	July	Aug	Sep	Oct
CT Parolees Supervised in CT	501	536	553	562	568	581	611	609	611	602	582	555	492
Out Of State Parolees Supervised in CT	41	44	42	41	43	42	43	39	41	40	39	40	36
<b>CT Supervision Total:</b>	<b>542</b>	<b>580</b>	<b>595</b>	<b>603</b>	<b>611</b>	<b>623</b>	<b>654</b>	<b>648</b>	<b>652</b>	<b>642</b>	<b>621</b>	<b>595</b>	<b>528</b>
Parole Violators Confined	67	59	61	73	69	74	75	60	75	78	76	88	64
<b>GRAND TOTAL</b>	<b>609</b>	<b>639</b>	<b>656</b>	<b>676</b>	<b>680</b>	<b>697</b>	<b>729</b>	<b>708</b>	<b>727</b>	<b>720</b>	<b>697</b>	<b>683</b>	<b>592</b>

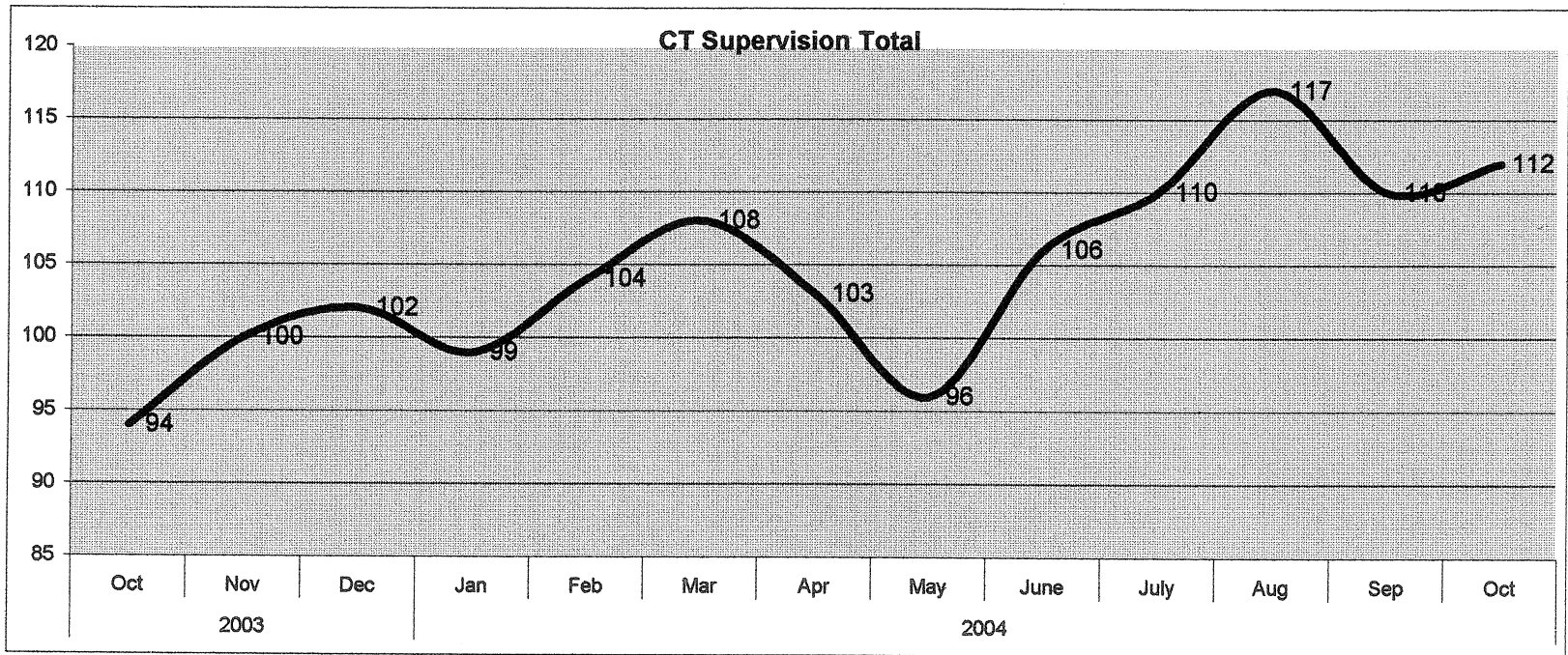


# Parole Supervision Caseload

## October 31, 2004

### Special Management Supervision Caseload

	2003			2004									
	Oct	Nov	Dec	Jan	Feb	Mar	Apr	May	June	July	Aug	Sep	Oct
<b>CT Parolees Supervised in CT</b>	82	87	89	87	92	94	91	85	98	98	105	99	100
<b>Out Of State Parolees Supervised in CT</b>	12	13	13	12	12	14	12	11	8	12	12	11	12
<b>CT Supervision Total:</b>	<b>94</b>	<b>100</b>	<b>102</b>	<b>99</b>	<b>104</b>	<b>108</b>	<b>103</b>	<b>96</b>	<b>106</b>	<b>110</b>	<b>117</b>	<b>110</b>	<b>112</b>
<b>Parole Violators Confined</b>	21	21	18	19	18	18	17	21	23	24	21	15	11
<b>GRAND TOTAL</b>	<b>115</b>	<b>121</b>	<b>120</b>	<b>118</b>	<b>122</b>	<b>126</b>	<b>120</b>	<b>117</b>	<b>129</b>	<b>134</b>	<b>138</b>	<b>125</b>	<b>123</b>



## *Violation Reports*

*October 1, 2004 - October 31, 2004*

<i>Office</i>	<i>Parole Officer</i>	<i>Absconder</i>	<i>Criminal</i>	<i>Technical</i>	<i>Total</i>
<i>Bridgeport</i>					
	Banas	1	4		5
	Greene		2	1	3
	Johnson		3	1	4
	O'Reilly		2		2
	Tomaszewski	1	4		5
	Office Total	2	15	2	19
<i>Hartford</i>					
	Anderson	1	3	2	6
	Banas		1		1
	Casanova		1		1
	Edwards		2	1	3
	Fernandes	3	3	2	8
	Hill			1	1
	Sullivan			2	2
	Thurlow	1	5		6
	Office Total	5	15	8	28
<i>Interstate Compact</i>					
	Johnson, T	1	1		2
	Office Total	1	1		2
<i>New Haven</i>					
	DeLucia	2			2
	Emielita			1	1
	Griffin		8	4	12
	Hogan	3	6		9
	Holmes		1		1
	Kelly		4	1	5
	Lawlor	1	5	3	9
	Runlett	1	3		4

*Wednesday, November 24, 2004*

<i>Office</i>	<i>Parole Officer</i>	<i>Absconder</i>	<i>Criminal</i>	<i>Technical</i>	<i>Total</i>
	Office Total	7	27	9	43
<i>Norwich/NL</i>					
	Duca		4	2	6
	Fleming	1		1	2
	Nelson	3	1		4
	Sprawling		3	1	4
	Szydlo	1			1
	Office Total	5	8	4	17
<i>Special Management</i>					
	Buster			1	1
	Fleming		1	2	3
	Kendall		1	1	2
	Office Total		2	4	6
<i>Waterbury</i>					
	Casanova	1	1	2	4
	Defeo		1		1
	McCown		1		1
	O'Connor	3	3	2	8
	Romano	3	1	1	5
	Wood		1		1
	Office Total	7	8	5	20
<i>Grand Total</i>		27	76	32	135

*\* Source: Hearings Division Warrant Requests and Interstate Reports*

*Wednesday, November 24, 2004*