


STATE OF CONNECTICUT

Connecticut Parole and Community Services
Monthly Report



SEPTEMBER 2004

(SEPTEMBER 2003 to SEPTEMBER 2004)

Prepared by
Jerry Stowell

FOR
BOARD OF PARDONS & PAROLES (BOPP)
AND
DEPARTMENT OF CORRECTION (DOC)
Parole and Community Services Division

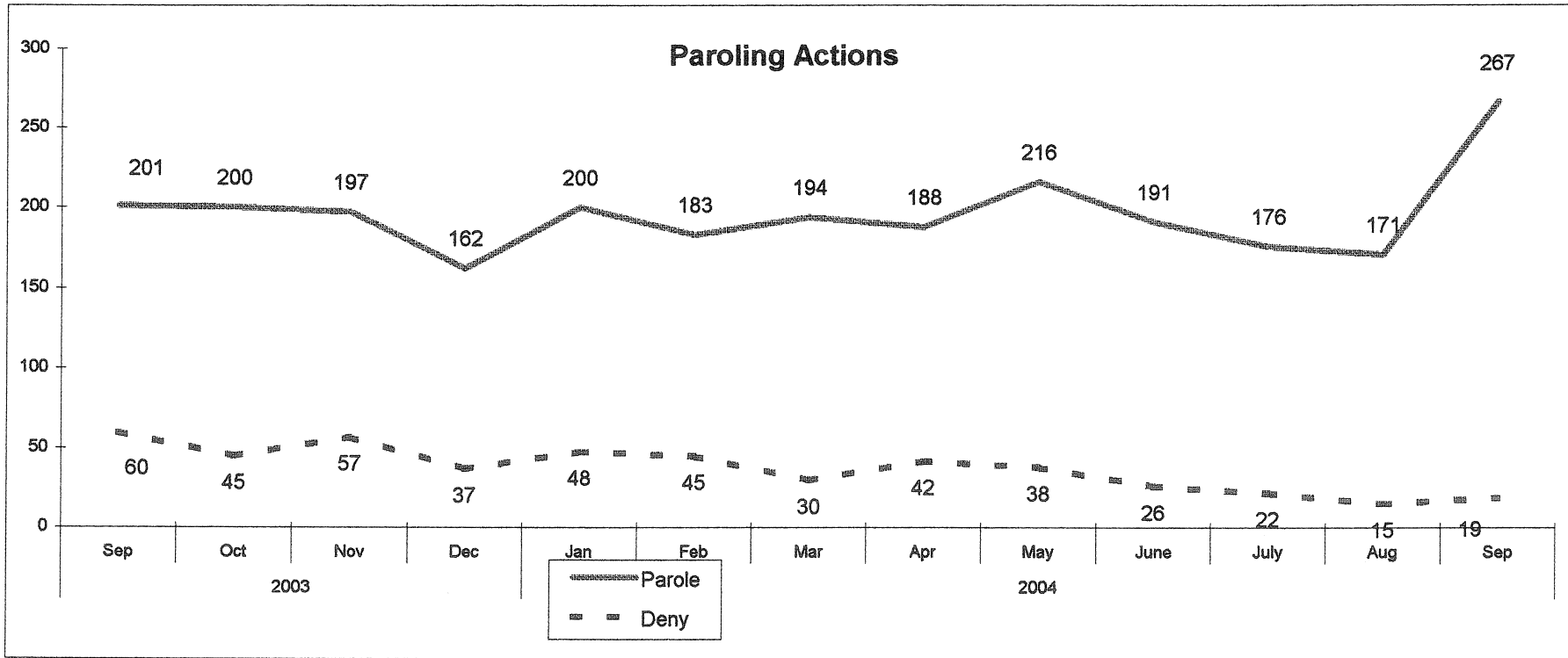
**Correctional Population and Parole Eligibility
September 30, 2004**

Confined Population	18,576		
(Unsentenced and Special Inmates)	(4,588)	Balance	13,988
(Sentences 2 Years & Less, Cuscom, New Admits)	(4,261)	Balance	9,727
(Parole Ineligible, crime committed)	(745)	Balance	8,982
(SRG Classification)	(236)	Balance	8,746
(Wright Decision Cases)	(373)	Balance	8,373
(Level 5 Classification)	(48)	Balance	8,325
(Chronic Disciplinary Unit Classification)	(51)		
Population Eligible for Parole Consideration	8,274		

**Connecticut Board of Parole
Hearings Division Monthly Statistics
September 30, 2004**

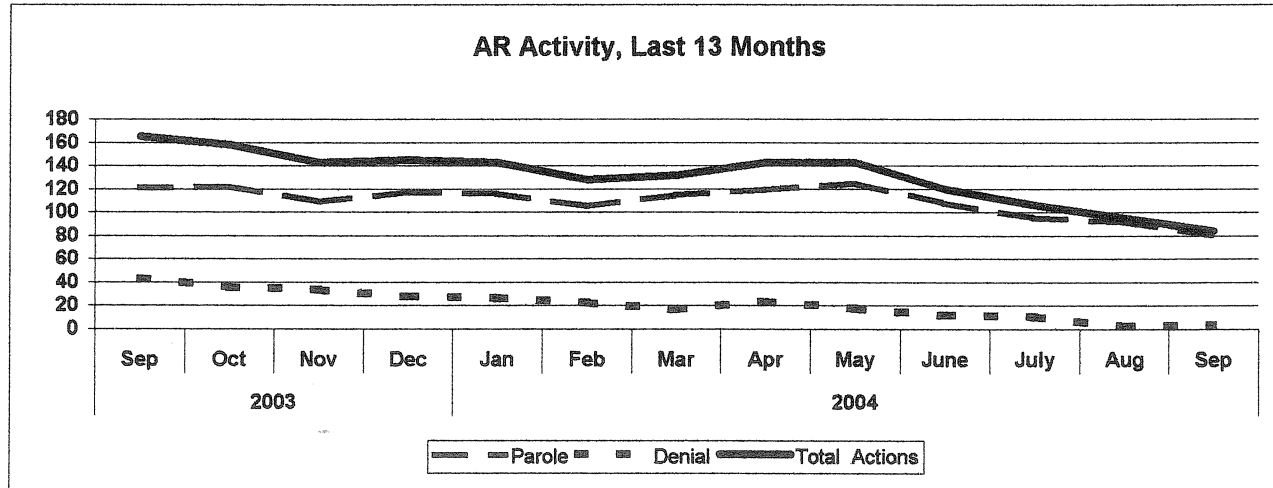
	2003				2004									12 Mo.
	Sep	Oct	Nov	Dec	Jan	Feb	Mar	Apr	May	June	July	Aug	Sep	Totals
Full Panel Actions														
Parole	80	78	88	45	84	78	79	69	91	83	81	79	187	1042
Deny	16	9	23	9	21	22	13	18	20	14	11	12	15	187
Medical Parole	0	0	0	0	0	0	0	0	0	0	0	0	0	0
Revoke	32	17	34	32	46	56	41	55	32	29	18	39	24	423
Revoke & Reparole	25	20	33	36	44	52	65	42	44	51	42	59	41	529
Rescind	4	2	11	1	7	9	1	2	4	3	3	2	1	46
Rescind & Reparole	9	17	15	4	11	7	8	14	10	8	12	7	11	124
Early Parole Discharge	0	0	0	0	0	0	0	0	0	0	0	0	0	0
Total Full Panel Actions	166	143	204	127	213	224	207	200	201	188	167	198	279	2351
Administrative Review Actions														
Parole	121	122	109	117	116	105	115	119	125	108	95	92	80	1303
Deny	44	36	34	28	27	23	17	24	18	12	11	3	4	237
Total Admin. Review Actions	165	158	143	145	143	128	132	143	143	120	106	95	84	1540
Staff Actions														
Case Review	35	37	23	15	20	30	13	17	16	12	11	24	4	222
Review & Reschedule	284	148	208	223	250	226	236	115	250	222	121	177	188	2364
Close Interest	82	46	35	52	70	66	56	15	105	19	22	68	20	574
Total Actions	732	532	613	562	696	674	644	490	715	561	427	562	575	7051
Total Hearing Dates	21	18	21	19	19	20	20	20	17	19	22	19	20	234
Parole Grant Rate														
Full Panels	83%	90%	79%	83%	80%	78%	86%	79%	82%	86%	88%	87%	93%	85%
Administrative Reviews	73%	77%	76%	81%	81%	82%	87%	83%	87%	90%	90%	97%	95%	85%

Connecticut Board of Parole Hearings Division Monthly Statistics September 30, 2004



**Connecticut Board of Parole
Hearings Division Monthly Statistics
Administrative Reviews
September 30, 2004**

	2003				2004								
	Sep	Oct	Nov	Dec	Jan	Feb	Mar	Apr	May	June	July	Aug	Sep
Parole	121	122	109	117	116	105	115	119	125	108	95	92	80
Denial	44	36	34	28	27	23	17	24	18	12	11	3	4
Medical Parole	0	0	0	0	0	0	0	0	0	0	0	0	0
Total Actions	165	158	143	145	143	128	132	143	143	120	106	95	84



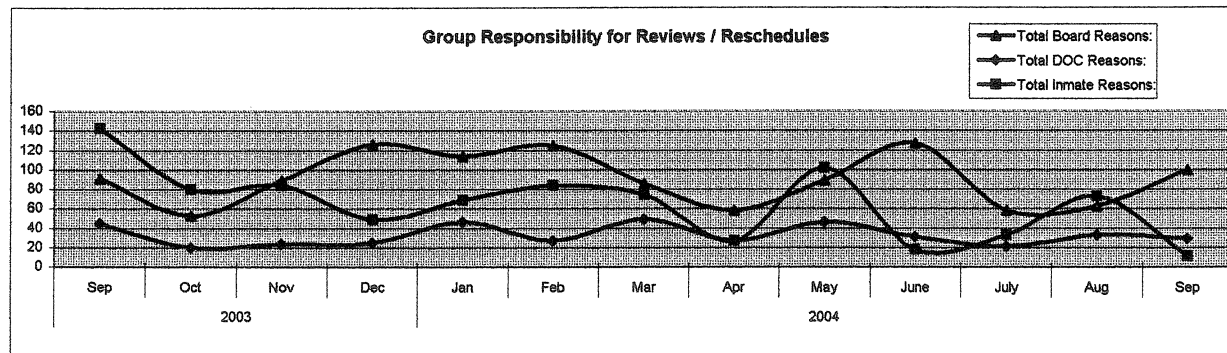
**Connecticut Board of Parole
Hearings Division Monthly Statistics
Current Location
September 30, 2004
Persons Granted Parole via Administrative Reviews**

Granting Month

Location	2003				2004									12 mo. Total
	Sep	Oct	Nov	Dec	Jan	Feb	Mar	Apr	May	June	July	Aug	Sep	
CT Parole Supervision	0	5	23	4	3	3	7	4	4	1	6	0	1	61
Out-of State Parole Supervision	0	0	0	0	0	0	0	0	0	0	0	0	0	0
Abscond from Parole	0	0	0	0	0	0	0	0	0	0	0	0	0	0
Halfway House	5	4	3	3	3	3	6	7	11	0	5	2	1	48
Confined in CT, to be Released	111	109	83	106	109	96	101	102	110	107	77	89	77	1166
Confined, Out of State	0	0	0	0	0	0	0	0	0	0	0	0	0	0
Furlough	0	0	0	0	0	0	0	0	0	0	0	0	0	0
Escaped, Prior to Release	0	0	0	0	0	0	0	0	0	0	2	0	0	2
Reconfined	0	0	0	0	0	0	0	0	0	0	0	0	0	0
TS	0	0	0	0	0	0	0	0	0	0	0	0	0	0
Discharged	2	2	0	0	0	0	1	0	0	0	0	0	0	3
Virginia	3	2	0	2	0	3	0	5	0	0	5	1	1	19
Medical Hospital	0	0	0	1	1	0	0	1	0	0	0	0	0	3
Total	121	122	109	116	116	105	115	119	125	108	95	92	80	1302

**Connecticut Board of Parole
Types of Review and Rescheduling Activities
September 2004**

	2003	2004											
	Sep	Oct	Nov	Dec	Jan	Feb	Mar	Apr	May	June	July	Aug	Sep
<u>Inmate-Related Reasons:</u>													
<u>Regular Hearings</u>													
In Seg/Punitive Seg	9	3	4	3	2	0	4	1	3	1	4	3	1
Inmate's Request	1	0	1	2	3	2	1	1	0	0	3	2	0
Pending Charges	45	15	11	12	16	14	19	0	27	2	1	15	1
Pending DR	0	0	0	0	0	0	0	0	0	0	0	0	0
SRG Affiliation	19	6	14	6	8	20	12	1	26	2	0	8	0
Pending Waiver	0	0	0	0	0	0	0	0	0	0	0	0	0
85% Status	33	18	28	10	16	17	23	5	21	0	6	16	3
Case Review	35	37	23	15	20	30	13	17	16	12	11	24	4
<u>Revocation Hearings:</u>													
Attorney	0	0	0	1	0	0	0	0	3	0	0	0	0
Pending Charges	1	1	3	0	4	1	2	2	6	1	8	5	2
Total Inmate Reasons:	143	80	84	49	69	84	74	27	102	18	33	73	11
<u>DOC-Related Reasons</u>													
<u>Regular Hearings</u>													
Transportation	28	17	15	13	37	16	35	19	30	19	15	21	16
Awaiting MH Evaluation	17	3	9	12	9	11	14	8	16	12	6	12	13
Total DOC Reasons:	45	20	24	25	46	27	49	27	46	31	21	33	29
<u>Board-Related Reasons</u>													
<u>Regular Hearings</u>													
Additional Info	24	17	17	36	30	25	30	28	21	32	40	32	63
Additional Offense Info	16	17	7	14	18	12	17	15	18	13	4	7	14
Hearing Cancelled	7	0	45	57	36	68	18	9	12	78	0	0	20
Ineligible-PE date	1	0	1	2	3	2	1	1	0	0	3	2	0
No Parole Package	0	0	0	0	0	0	0	0	0	0	0	0	0
Awaiting Sex Offender Eval	0	0	0	0	0	0	0	0	0	0	0	0	0
Other	43	19	19	17	27	18	20	5	38	4	11	22	3
Total Board Reasons:	91	53	89	126	114	125	86	58	89	127	58	63	100
All Reasons:	279	153	197	200	229	236	209	112	237	176	112	169	140

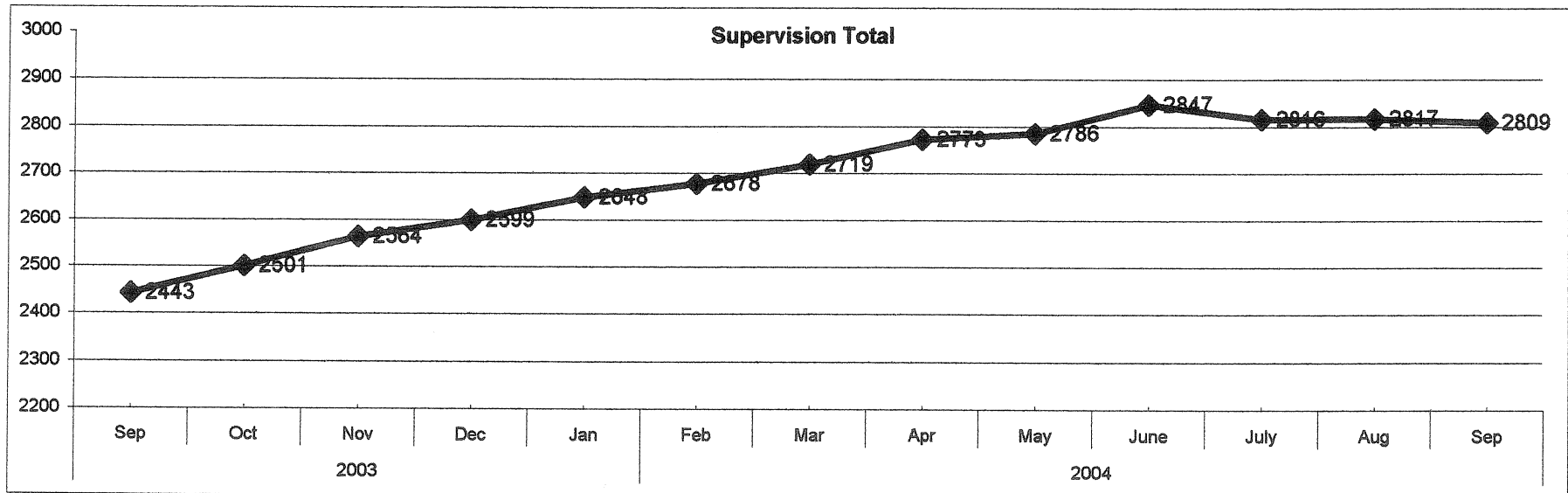


**Parole Granting Rate
October 2003 - September 2004**

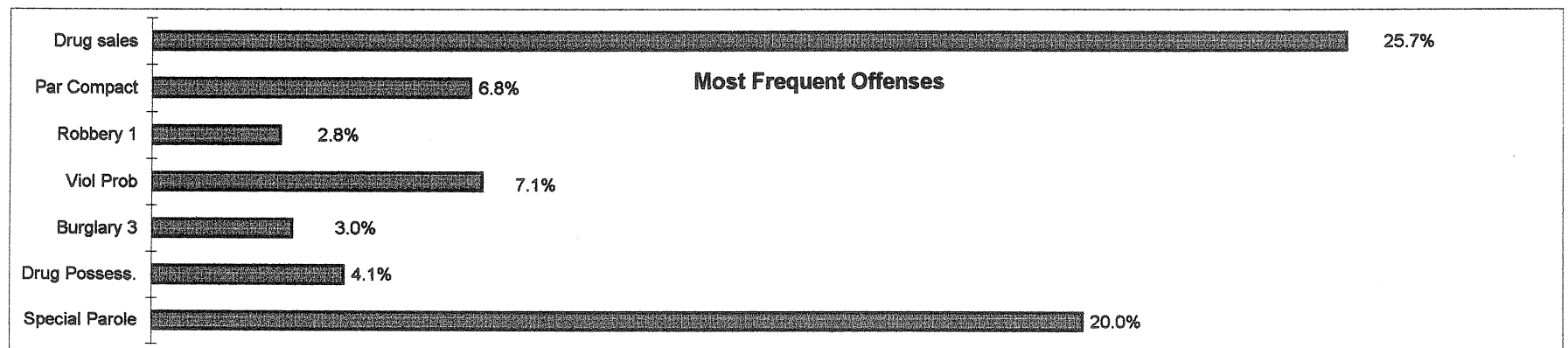
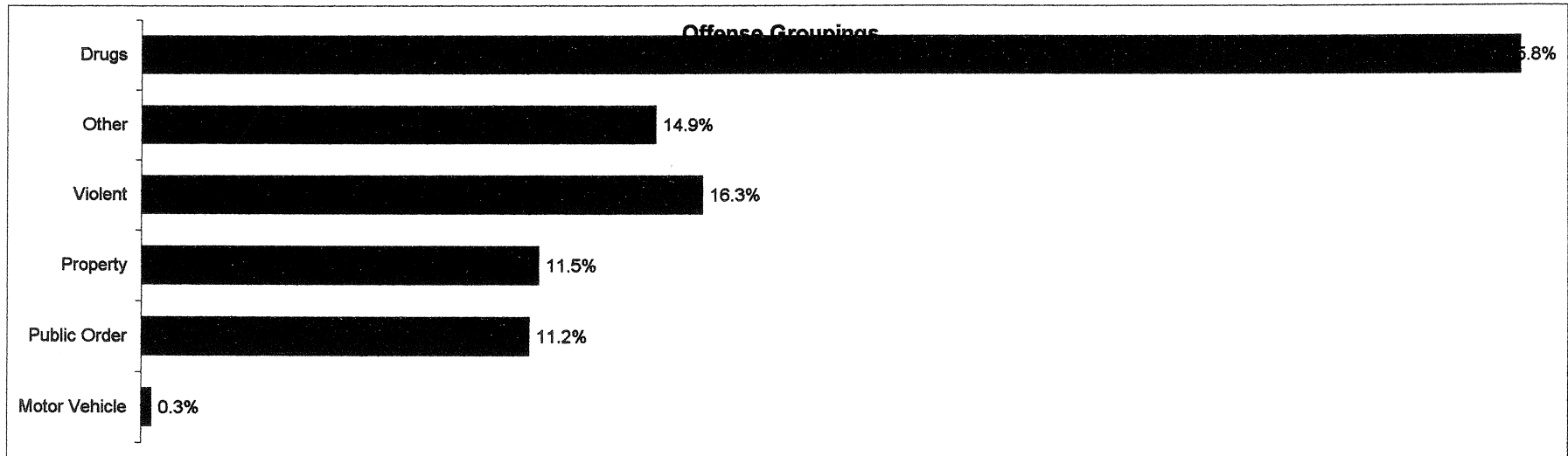
	Full Panel Hearings	Administrative Reviews
October	90%	77%
November	79%	76%
December	83%	81%
January	81%	81%
February	78%	82%
March	86%	87%
April	79%	83%
May	82%	87%
June	86%	90%
July	88%	90%
August	87%	97%
September	93%	95%
Average:	84%	86%

Connecticut Board of Parole Parole Supervision Caseload September 30, 2004

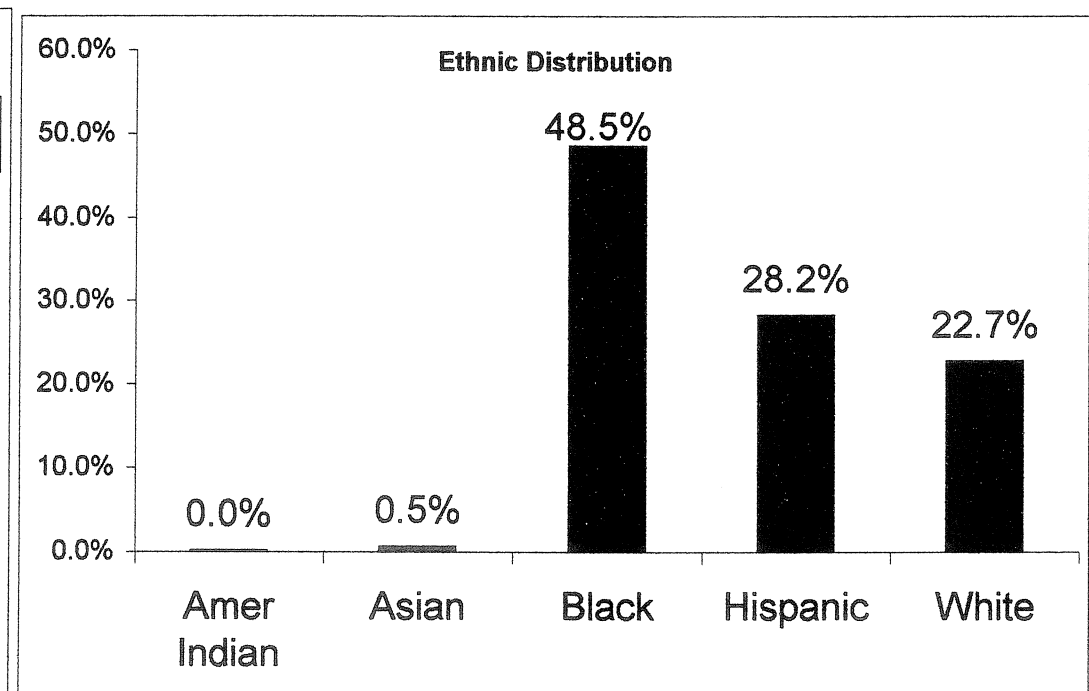
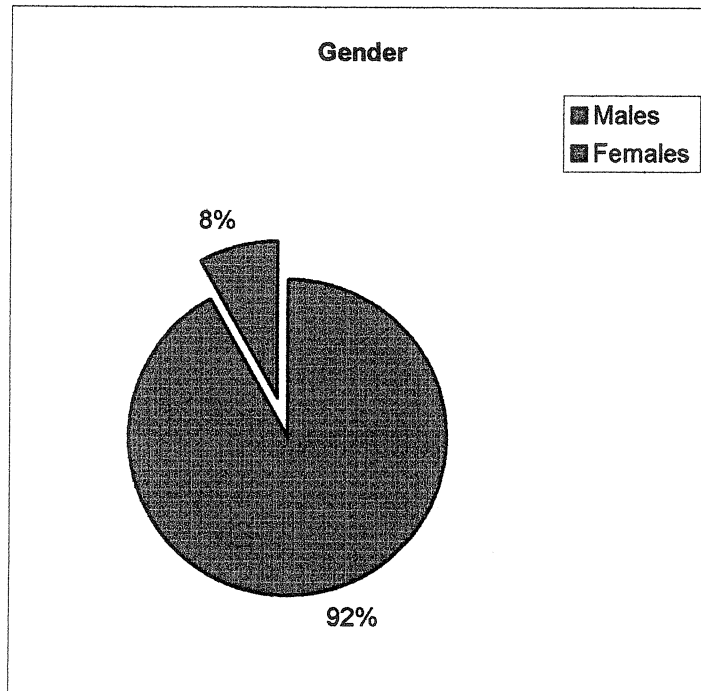
	2003					2004							
	Sep	Oct	Nov	Dec	Jan	Feb	Mar	Apr	May	June	July	Aug	Sep
CT Parolees Supervised in CT	2071	2121	2179	2218	2260	2284	2336	2371	2390	2447	2419	2419	2398
Out Of State Parolees Supervised in CT	196	202	206	205	205	210	195	203	198	196	194	194	195
CT Supervision Total:	2267	2323	2385	2423	2465	2494	2531	2574	2588	2643	2613	2613	2593
CT Parolees Supervised Out of State	176	178	179	176	183	184	188	199	198	204	203	204	216
Supervision Total:	2443	2501	2564	2599	2648	2678	2719	2773	2786	2847	2816	2817	2809
Parole Violators Confined	304	323	346	343	374	360	352	383	361	369	402	392	419
GRAND TOTAL	2747	2824	2910	2942	3022	3038	3071	3156	3147	3216	3218	3209	3228



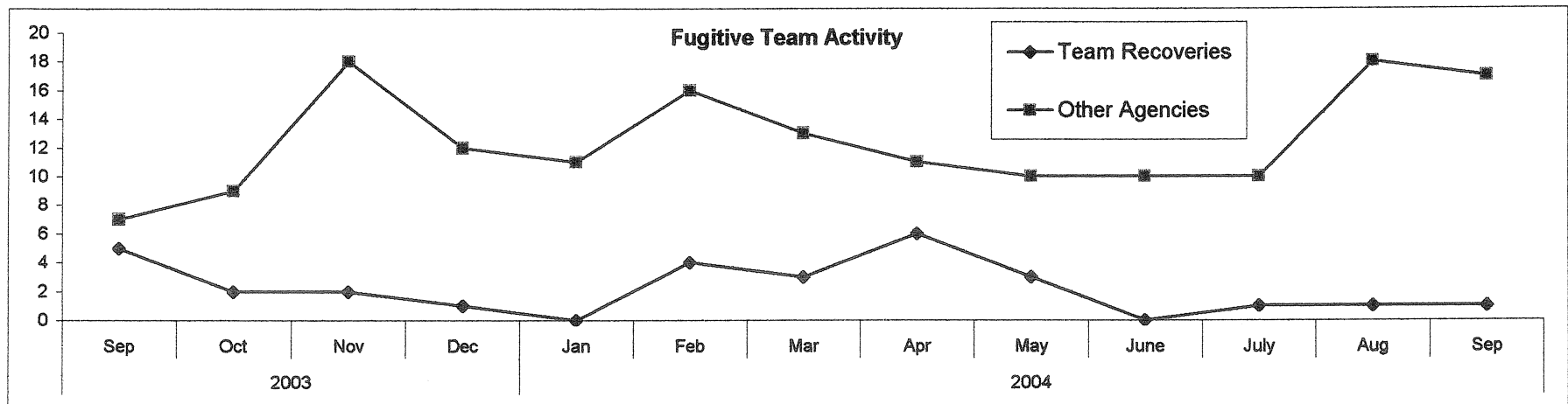
Connecticut Board of Parole Parole Supervision Caseload September 30, 2004



**Connecticut Board of Parole
Parole Supervision Caseload
September 30, 2004**



Connecticut Board of Parole Parole Supervision Caseload September 30, 2004



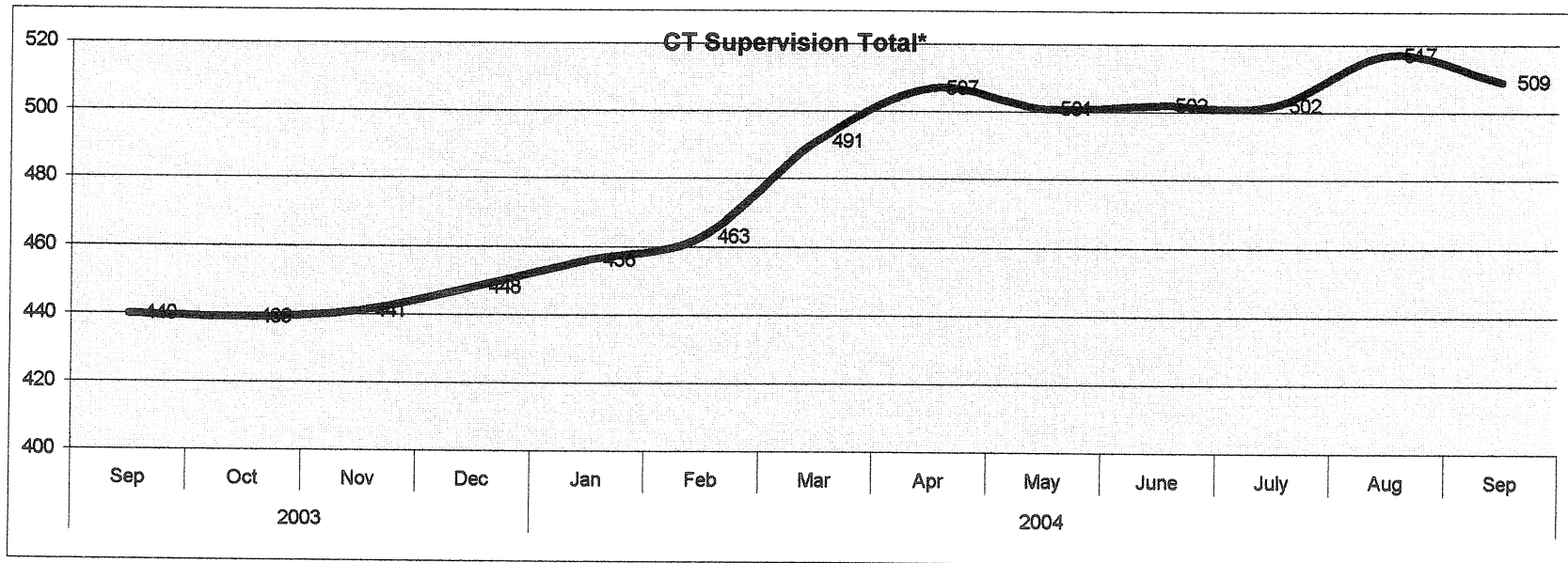
**Connecticut Board of Parole
Parole Supervision Caseload
September 30, 2004**

	2003				2004								
	Sep	Oct	Nov	Dec	Jan	Feb	Mar	Apr	May	June	July	Aug	Sep
Number of Parolees Employed:	1850	1843	1882	1925	1941	1936	1958	1957	2052	2120	2121	2116	2054
Parolees Unemployable:	258	275	274	239	254	252	294	284	272	287	272	274	291
Proportion Employed:	92%	90%	89%	88%	88%	86%	88%	85%	89%	90%	91%	90%	89%
Number Active in Parole Works:	156	200	222	255	264	285	267	251	256	225	212	203	207
# Community Service Hours:	1357	1510	1794	973	1986	280	564	280	417	292	638	712	678

Parole Supervision Caseload September 30, 2004

Bridgeport District Office Supervision Caseload

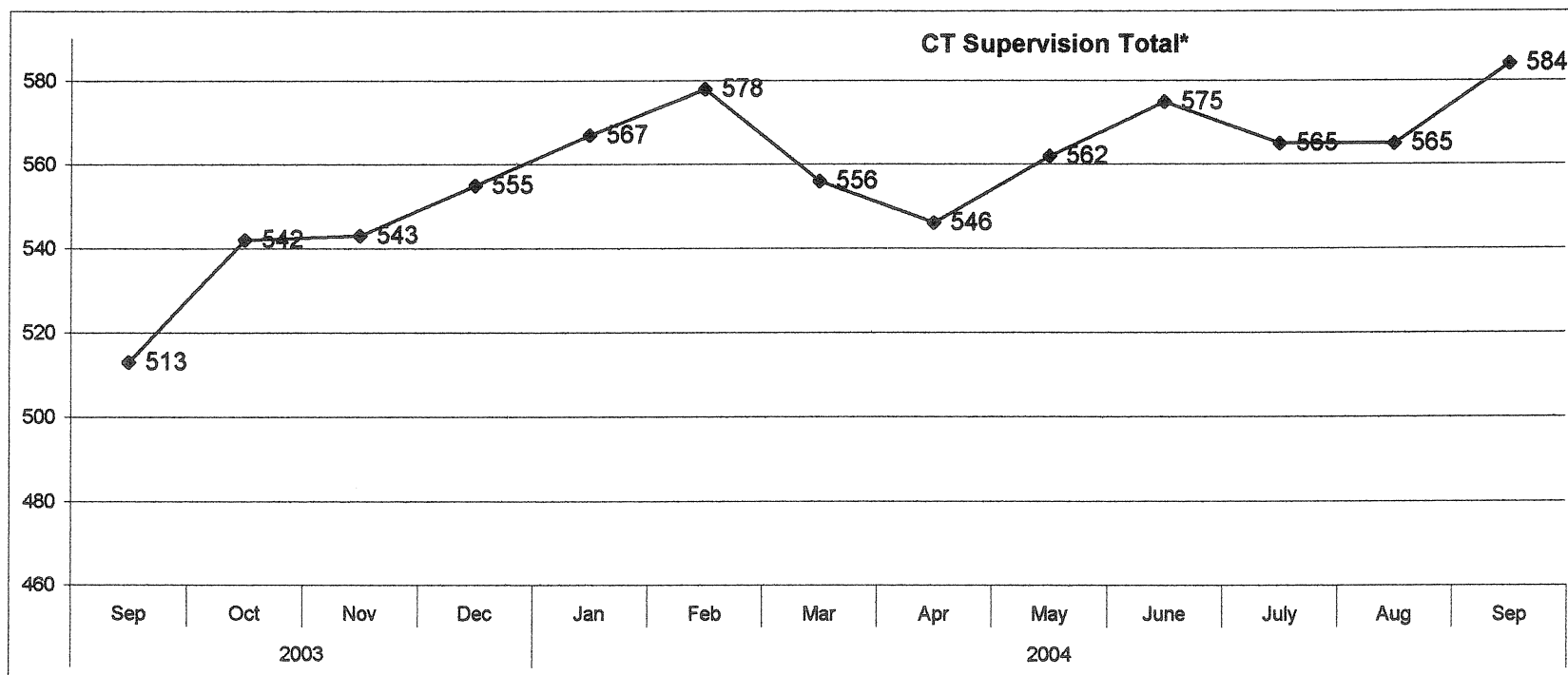
	2003				2004								
	Sep	Oct	Nov	Dec	Jan	Feb	Mar	Apr	May	June	July	Aug	Sep
CT Parolees Supervised in CT	405	403	407	413	422	430	456	470	466	466	469	485	477
Out Of State Parolees Supervised in CT	35	36	34	35	34	33	35	37	35	36	33	32	32
CT Supervision Total:	440	439	441	448	456	463	491	507	501	502	502	517	509
Parole Violators Confined	53	54	70	71	73	70	64	56	56	61	70	68	68
GRAND TOTAL	493	493	511	519	529	533	555	563	557	563	572	585	577



Parole Supervision Caseload September 30, 2004

Hartford District Office Supervision Caseload

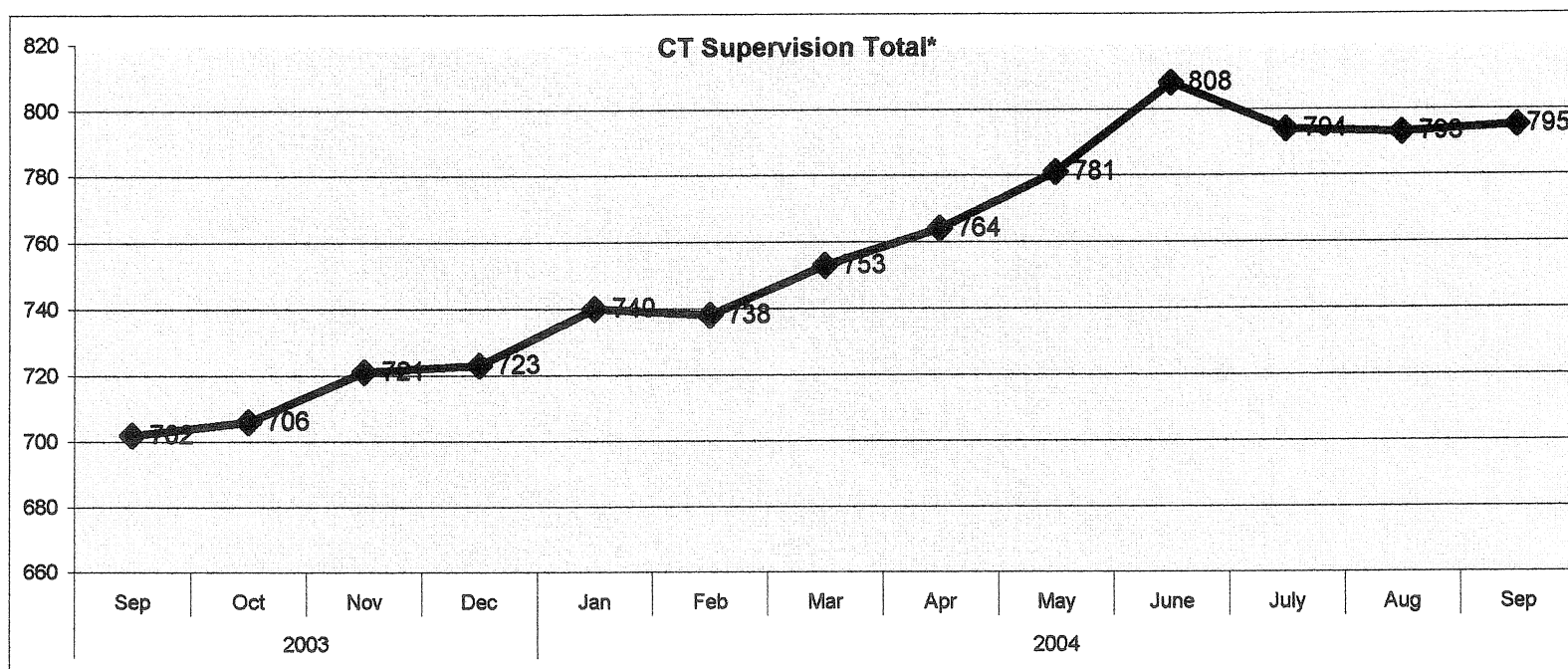
	2003				2004								
	Sep	Oct	Nov	Dec	Jan	Feb	Mar	Apr	May	June	July	Aug	Sep
CT Parolees Supervised in CT	460	488	487	499	507	516	503	487	502	519	509	507	531
Out Of State Parolees Supervised in CT	53	54	56	56	60	62	53	59	60	56	56	58	53
CT Supervision Total:	513	542	543	555	567	578	556	546	562	575	565	565	584
Parole Violators Confined	74	78	94	92	102	106	91	116	117	112	107	110	102
GRAND TOTAL	587	620	637	647	669	684	647	662	679	687	672	675	686



Parole Supervision Caseload September 30, 2004

New Haven District Office Supervision Caseload

	2003				2004								
	Sep	Oct	Nov	Dec	Jan	Feb	Mar	Apr	May	June	July	Aug	Sep
CT Parolees Supervised in CT	643	647	662	664	682	678	702	712	728	753	741	740	736
Out Of State Parolees Supervised in CT	59	59	59	59	58	60	51	52	53	55	53	53	59
CT Supervision Total:	702	706	721	723	740	738	753	764	781	808	794	793	795
Parole Violators Confined	78	91	103	102	101	107	97	105	119	107	98	123	117
GRAND TOTAL	780	797	824	825	841	845	850	869	900	915	892	916	912

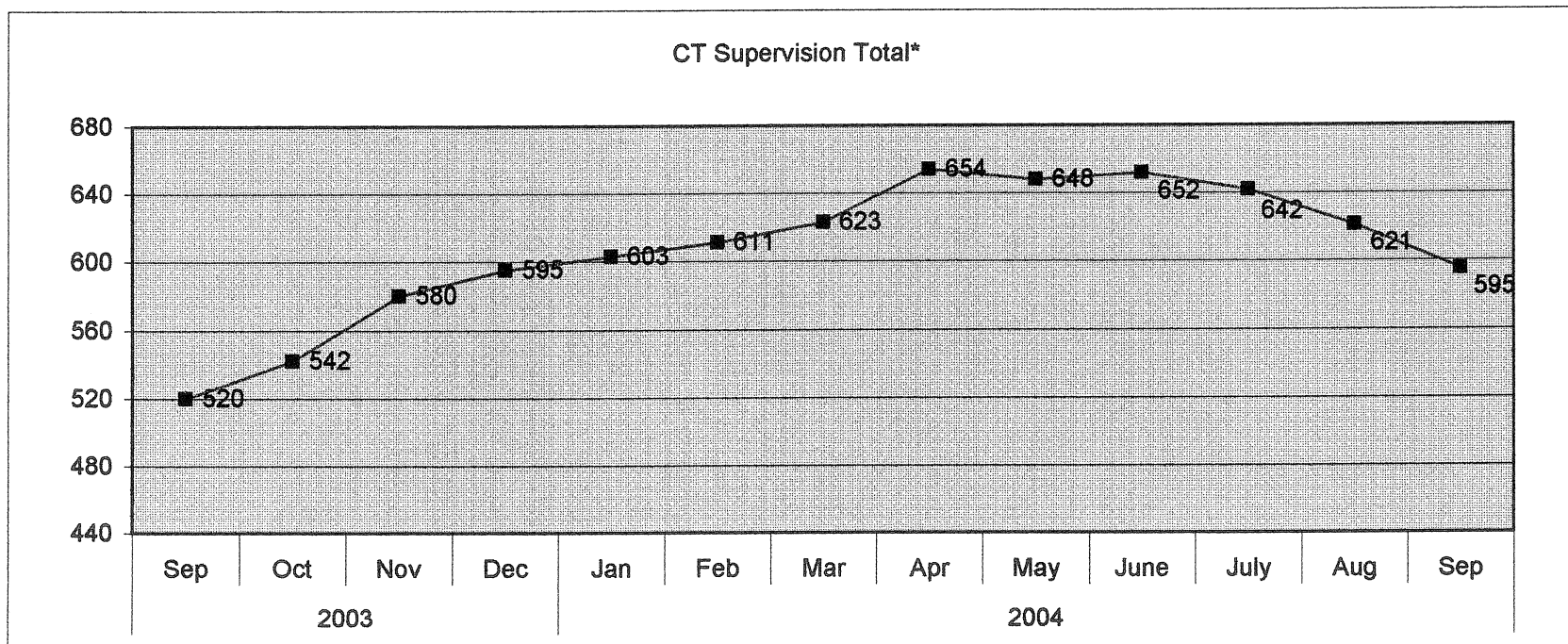


Parole Supervision Caseload

September 30, 2004

Waterbury Caseload

	2003				2004								
	Sep	Oct	Nov	Dec	Jan	Feb	Mar	Apr	May	June	July	Aug	Sep
CT Parolees Supervised in CT	482	501	536	553	562	568	581	611	609	611	602	582	555
Out Of State Parolees Supervised in CT	38	41	44	42	41	43	42	43	39	41	40	39	40
CT Supervision Total:	520	542	580	595	603	611	623	654	648	652	642	621	595
Parole Violators Confined	65	67	59	61	73	69	74	75	60	75	78	76	88
GRAND TOTAL	585	609	639	656	676	680	697	729	708	727	720	697	683

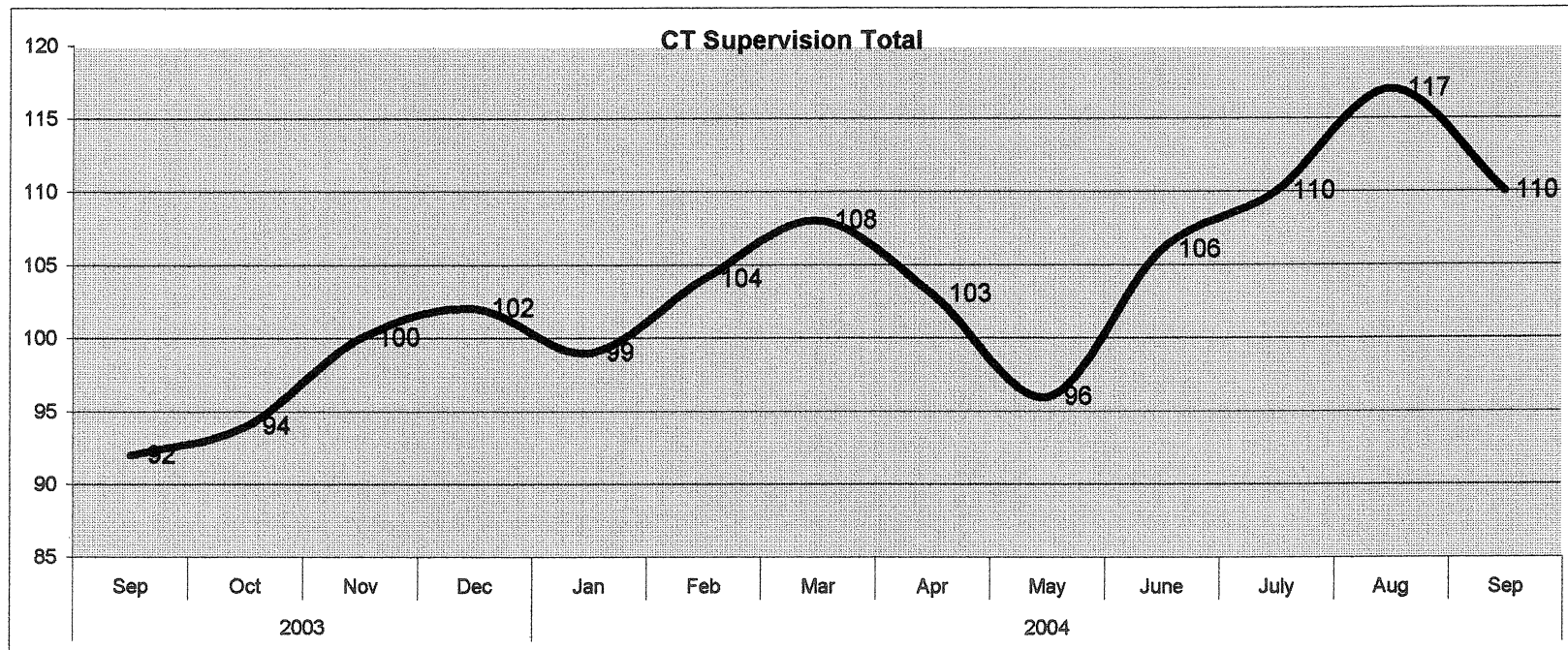


Parole Supervision Caseload

September 30, 2004

Special Management Supervision Caseload

	2003				2004								
	Sep	Oct	Nov	Dec	Jan	Feb	Mar	Apr	May	June	July	Aug	Sep
CT Parolees Supervised in CT	81	82	87	89	87	92	94	91	85	98	98	105	99
Out Of State Parolees Supervised in CT	11	12	13	13	12	12	14	12	11	8	12	12	11
CT Supervision Total:	92	94	100	102	99	104	108	103	96	106	110	117	110
Parole Violators Confined	21	21	21	18	19	18	18	17	21	23	24	21	15
GRAND TOTAL	113	115	121	120	118	122	126	120	117	129	134	138	125



Violation Reports

September 1, 2004 - September 30, 2004

<i>Office</i>	<i>Parole Officer</i>	<i>Absconder</i>	<i>Criminal</i>	<i>Technical</i>	<i>Total</i>
<i>Bridgeport</i>					
	Barry		1	1	2
	Emielita	1	2		3
	Greene			2	2
	Holmes		4		4
	Johnson		2	1	3
	O'Reilly	2	2		4
	Office Total	3	11	4	18
<i>Hartford</i>					
	Anderson		3	1	4
	Banas	1	2	2	5
	Casanova	1	2		3
	Edwards	2		1	3
	Hill	2	1		3
	Szydlo		1	2	3
	Thurlow	7	1		8
	Office Total	13	10	6	29
<i>New Haven</i>					
	DeLucia		3		3
	Duca	1			1
	Griffin	1	1	1	3
	Hogan		2		2
	Nelson		1		1
	Runlett	2	2	2	6
	Sprawling		3	1	4
	Office Total	4	12	4	20
<i>Special Management</i>					
	Fleming	1			1
	Noto			1	1

Tuesday, October 19, 2004

<i>Office</i>	<i>Parole Officer</i>	<i>Absconder</i>	<i>Criminal</i>	<i>Technical</i>	<i>Total</i>
	Reichard	2		1	3
	Office Total	3		2	5
<i>Waterbury</i>					
	Defeo	1	3	2	6
	Fernandes	1	3	2	6
	Krupa	1	2		3
	Lawlor	1	2		3
	McCown		2		2
	O'Connor	2	2		4
	Romano	2	2	1	5
	Wood	1	1		2
	Office Total	9	17	5	31
<i>Grand Total</i>		32	50	21	103

** Source: Hearings Division Warrant Requests and Interstate Reports*