


STATE OF CONNECTICUT

Connecticut Parole and Community Services
Monthly Report



AUGUST 2004

(AUGUST 2003 to AUGUST 2004)

Prepared by
Jerry Stowell

FOR
BOARD OF PARDONS & PAROLES (BOPP)
AND
DEPARTMENT OF CORRECTION (DOC)
Parole and Community Services Division

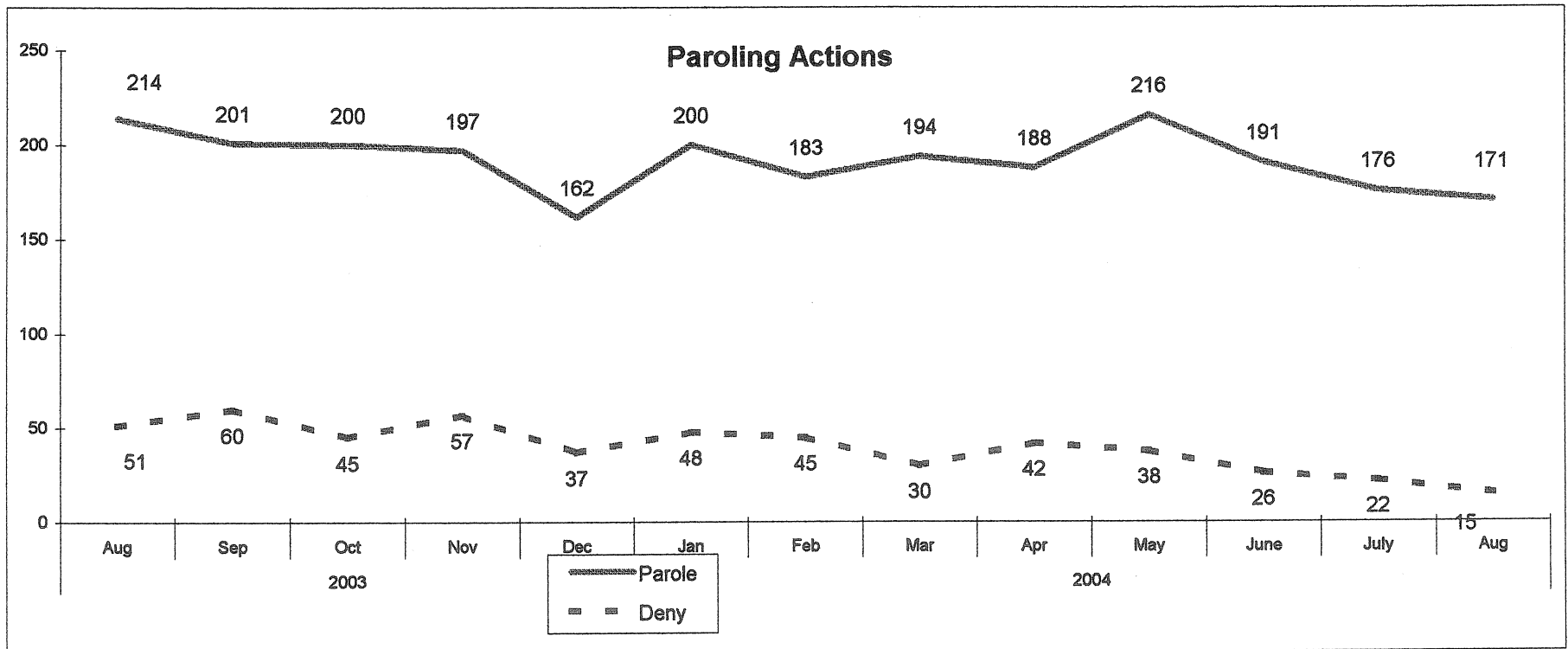
**Correctional Population and Parole Eligibility
August 31, 2004**

Confined Population	18,272		
(Unsentenced and Special Inmates)	(4,587)	Balance	13,685
(Sentences 2 Years & Less, Cuscom, New Admits)	(4,116)	Balance	9,569
(Parole Ineligible, crime committed)	(702)	Balance	8,867
(SRG Classification)	(235)	Balance	8,632
(Wright Decision Cases)	(377)	Balance	8,255
(Level 5 Classification)	(54)	Balance	8,201
(Chronic Disciplinary Unit Classification)	(52)		
Population Eligible for Parole Consideration	8,149		

**Connecticut Board of Parole
Hearings Division Monthly Statistics
August 31, 2004**

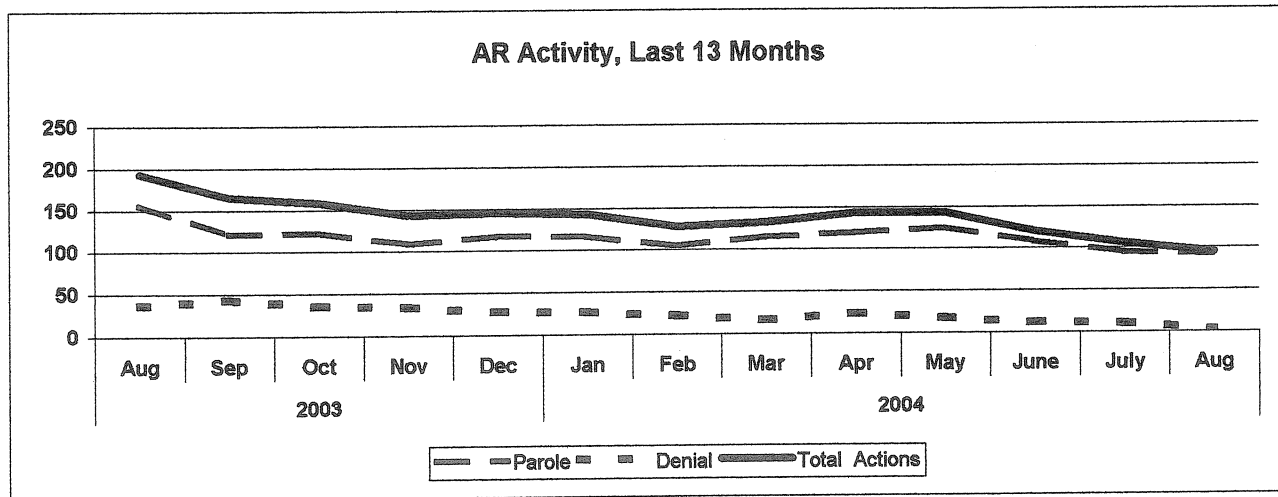
	2003					2004								12 Mo.	
	Aug	Sep	Oct	Nov	Dec	Jan	Feb	Mar	Apr	May	June	July	Aug	Totals	
Full Panel Actions															
Parole	58	80	78	88	45	84	78	79	69	91	83	81	79	935	
Deny	14	16	9	23	9	21	22	13	18	20	14	11	12	188	
Medical Parole	0	0	0	0	0	0	0	0	0	0	0	0	0	0	
Revoke	31	32	17	34	32	46	56	41	55	32	29	18	39	431	
Revoke & Reparole	28	25	20	33	36	44	52	65	42	44	51	42	59	513	
Rescind	3	4	2	11	1	7	9	1	2	4	3	3	2	49	
Rescind & Reparole	5	9	17	15	4	11	7	8	14	10	8	12	7	122	
Early Parole Discharge	0	0	0	0	0	0	0	0	0	0	0	0	0	0	
Total Full Panel Actions	139	166	143	204	127	213	224	207	200	201	188	167	198	2238	
Administrative Review Actions															
Parole	156	121	122	109	117	116	105	115	119	125	108	95	92	1344	
Deny	37	44	36	34	28	27	23	17	24	18	12	11	3	277	
Total Admin. Review Actions	193	165	158	143	145	143	128	132	143	143	120	106	95	1621	
Staff Actions															
Case Review	26	35	37	23	15	20	30	13	17	16	12	11	24	253	
Review & Reschedule	201	284	148	208	223	250	226	236	115	250	222	121	177	2460	
Close Interest	89	82	46	35	52	70	66	56	15	105	19	22	68	636	
Total Actions	648	732	532	613	562	696	674	644	490	715	561	427	562	7208	
Total Hearing Dates	16	21	18	21	19	19	20	20	20	17	19	22	19	235	
Parole Grant Rate															
Full Panels	81%	83%	90%	79%	83%	80%	78%	86%	79%	82%	86%	88%	87%	83%	
Administrative Reviews	81%	73%	77%	76%	81%	81%	82%	87%	83%	87%	90%	90%	97%	83%	

**Connecticut Board of Parole
Hearings Division Monthly Statistics
August 31, 2004**



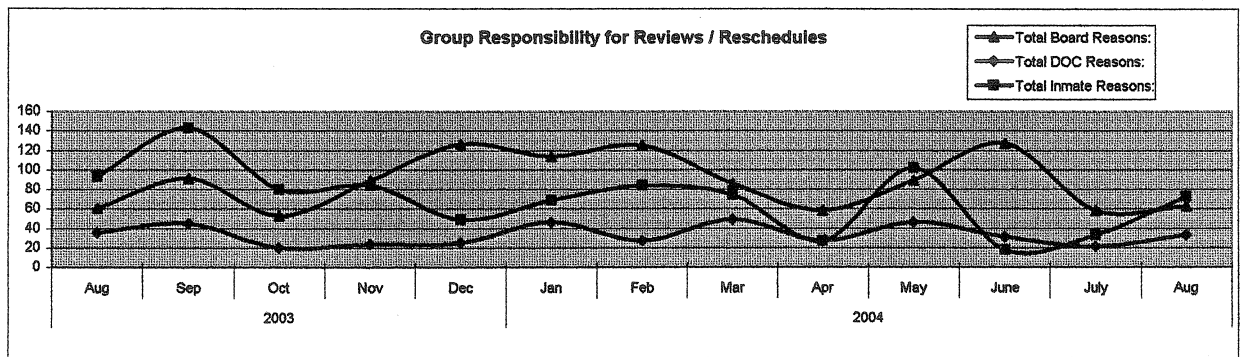
**Connecticut Board of Parole
Hearings Division Monthly Statistics
Administrative Reviews
August 31, 2004**

	2003					2004								
	Aug	Sep	Oct	Nov	Dec	Jan	Feb	Mar	Apr	May	June	July	Aug	
Parole	156	121	122	109	117	116	105	115	119	125	108	95	92	
Denial	37	44	36	34	28	27	23	17	24	18	12	11	3	
Medical Parole	2	0	0	0	0	0	0	0	0	0	0	0	0	
Total Actions	193	165	158	143	145	143	128	132	143	143	120	106	95	



**Connecticut Board of Parole
Types of Review and Rescheduling Activities
August 2004**

	2003		2004										
	Aug	Sep	Oct	Nov	Dec	Jan	Feb	Mar	Apr	May	June	July	Aug
<u>Inmate-Related Reasons:</u>													
<u>Regular Hearings</u>													
In Seg/Punitive Seg	1	9	3	4	3	2	0	4	1	3	1	4	3
Inmate's Request	1	1	0	1	2	3	2	1	1	0	0	3	2
Pending Charges	21	45	15	11	12	16	14	19	0	27	2	1	15
Pending DR	0	0	0	0	0	0	0	0	0	0	0	0	0
SRG Affiliation	19	19	6	14	6	8	20	12	1	26	2	0	8
Pending Waiver	0	0	0	0	0	0	0	0	0	0	0	0	0
85% Status	20	33	18	28	10	16	17	23	5	21	0	6	16
Case Review	26	35	37	23	15	20	30	13	17	16	12	11	24
<u>Revocation Hearings:</u>													
Attorney	0	0	0	0	1	0	0	0	0	3	0	0	0
Pending Charges	5	1	1	3	0	4	1	2	2	6	1	8	5
Total Inmate Reasons:	93	143	80	84	49	69	84	74	27	102	18	33	73
<u>DOC-Related Reasons</u>													
<u>Regular Hearings</u>													
Transportation	27	28	17	15	13	37	16	35	19	30	19	15	21
Awaiting MH Evaluation	9	17	3	9	12	9	11	14	8	16	12	6	12
Total DOC Reasons:	36	45	20	24	25	46	27	49	27	46	31	21	33
<u>Board-Related Reasons</u>													
<u>Regular Hearings</u>													
Additional Info	16	24	17	17	36	30	25	30	28	21	32	40	32
Additional Offense Info	9	16	17	7	14	18	12	17	15	18	13	4	7
Hearing Cancelled	19	7	0	45	57	36	68	18	9	12	78	0	0
Ineligible-PE date	1	1	0	1	2	3	2	1	1	0	0	3	2
No Parole Package	0	0	0	0	0	0	0	0	0	0	0	0	0
Awaiting Sex Offender Eval	0	0	0	0	0	0	0	0	0	0	0	0	0
Other	16	43	19	19	17	27	18	20	5	38	4	11	22
Total Board Reasons:	61	91	53	89	126	114	125	86	58	89	127	58	63
All Reasons:	190	279	153	197	200	229	236	209	112	237	176	112	169

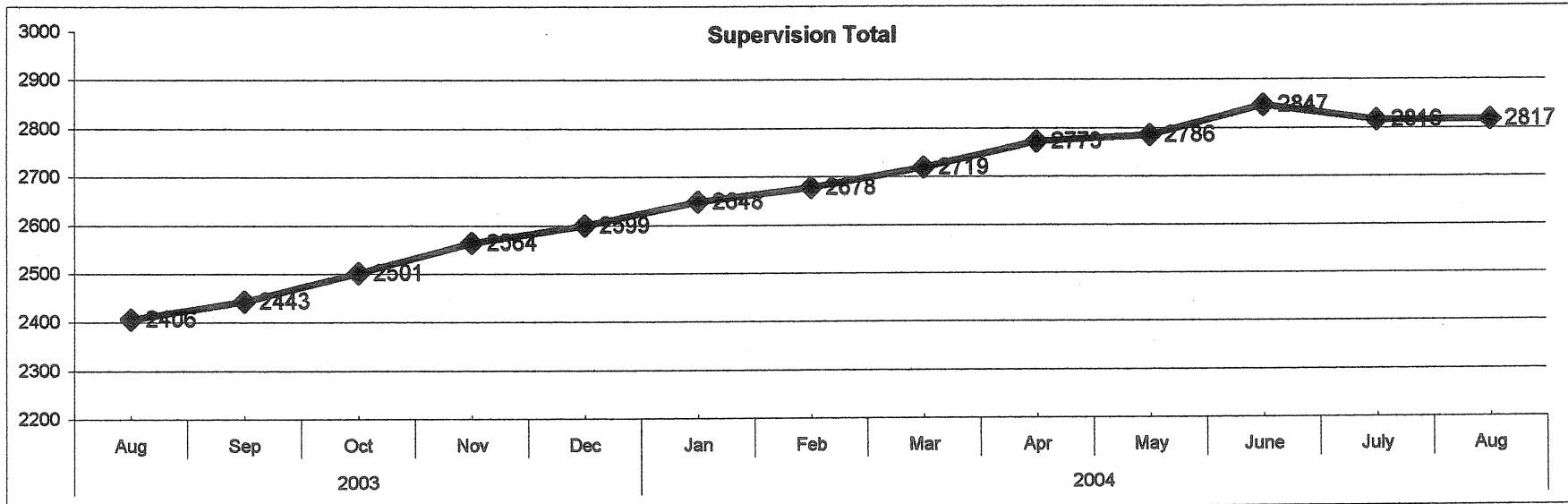


**Parole Granting Rate
September 2003 - August 2004**

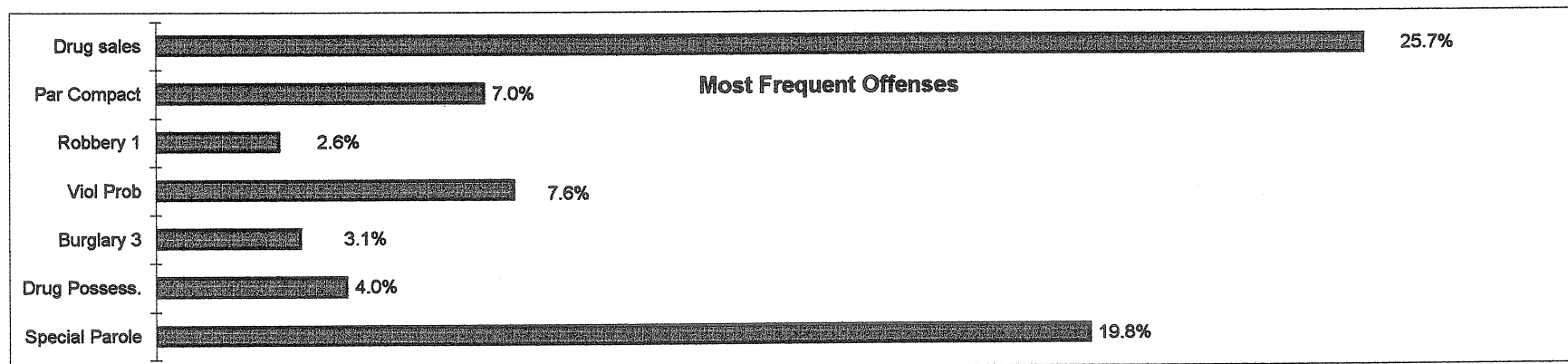
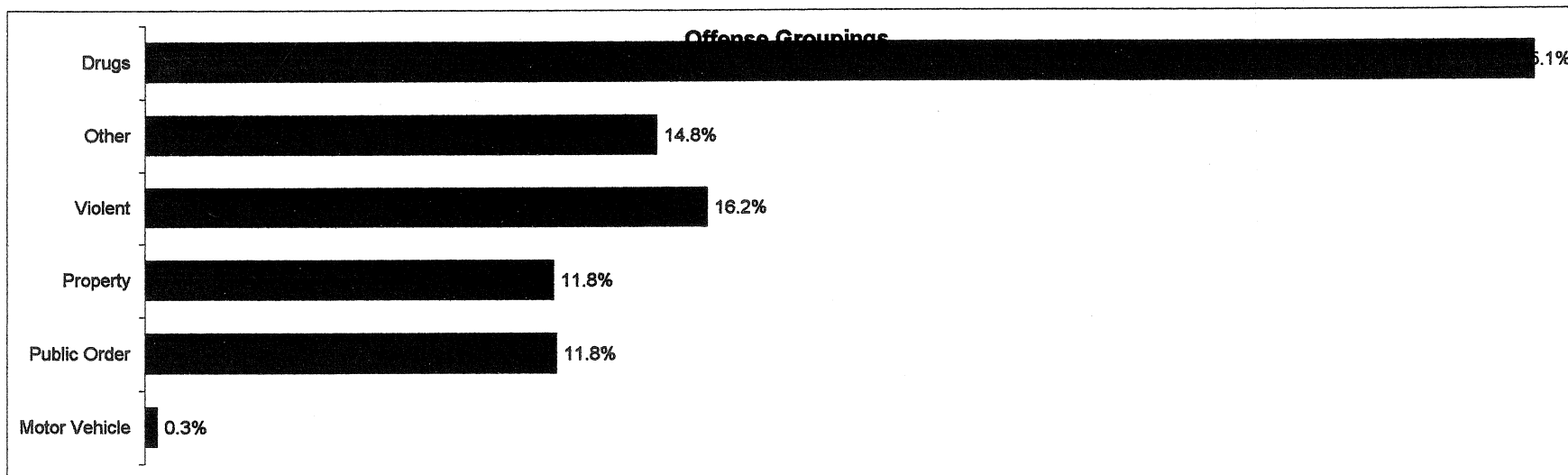
	Full Panel Hearings	Administrative Reviews
September	83%	73%
October	90%	77%
November	79%	76%
December	83%	81%
January	81%	81%
February	78%	82%
March	86%	87%
April	79%	83%
May	82%	87%
June	86%	90%
July	88%	90%
August	87%	97%
Average:	84%	84%

Connecticut Board of Parole Parole Supervision Caseload August 31, 2004

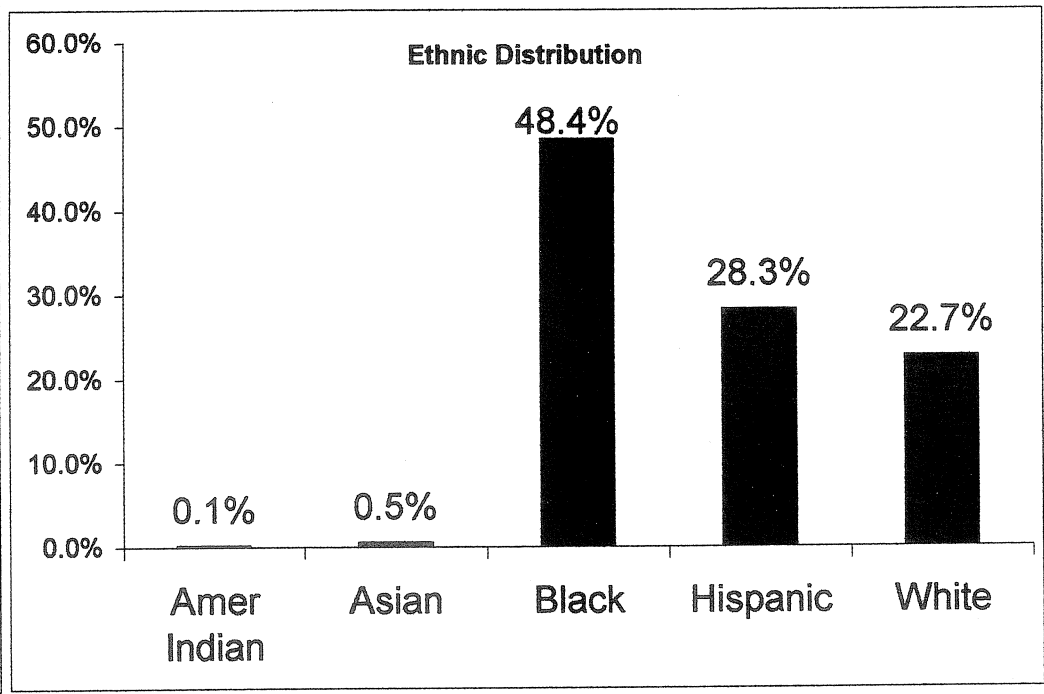
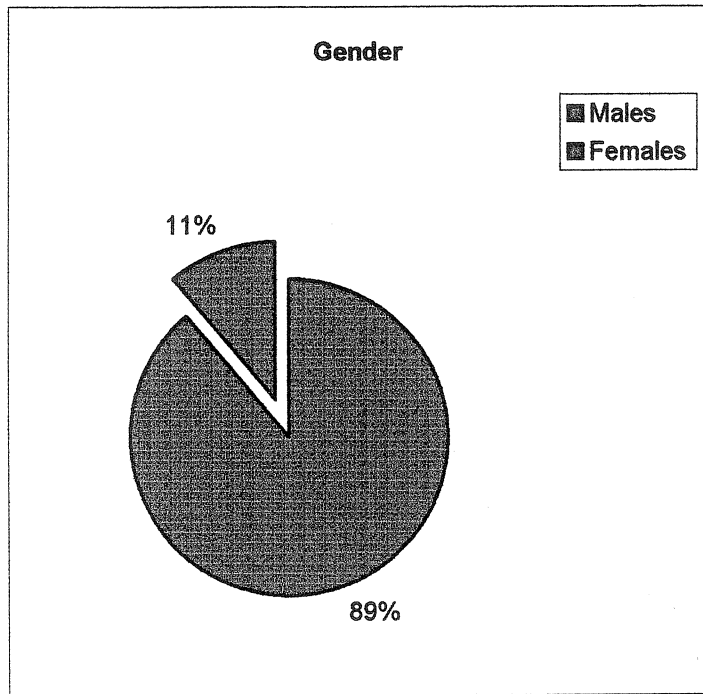
	2003					2004							
	Aug	Sep	Oct	Nov	Dec	Jan	Feb	Mar	Apr	May	June	July	Aug
CT Parolees Supervised in CT	2047	2071	2121	2179	2218	2260	2284	2336	2371	2390	2447	2419	2419
Out Of State Parolees Supervised in CT	194	196	202	206	205	205	210	195	203	198	196	194	194
CT Supervision Total:	2241	2267	2323	2385	2423	2465	2494	2531	2574	2588	2643	2613	2613
CT Parolees Supervised Out of State	165	176	178	179	176	183	184	188	199	198	204	203	204
Supervision Total:	2406	2443	2501	2564	2599	2648	2678	2719	2773	2786	2847	2816	2817
Parole Violators Confined	278	304	323	346	343	374	360	352	383	361	369	402	392
GRAND TOTAL	2684	2747	2824	2910	2942	3022	3038	3071	3156	3147	3216	3218	3209



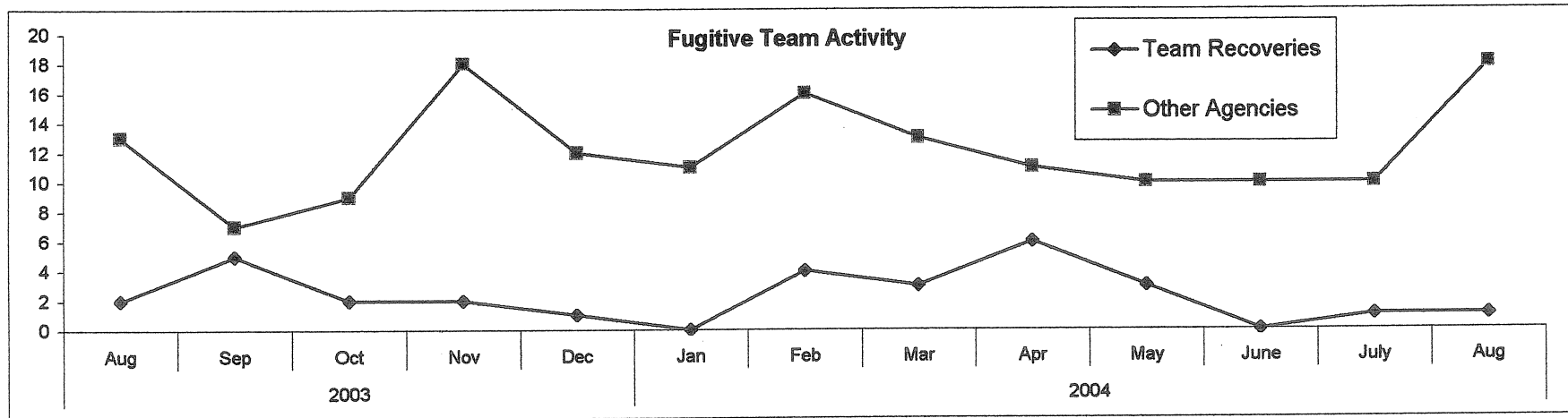
Connecticut Board of Parole Parole Supervision Caseload August 31, 2004



**Connecticut Board of Parole
Parole Supervision Caseload
August 31, 2004**



**Connecticut Board of Parole
Parole Supervision Caseload
August 31, 2004**



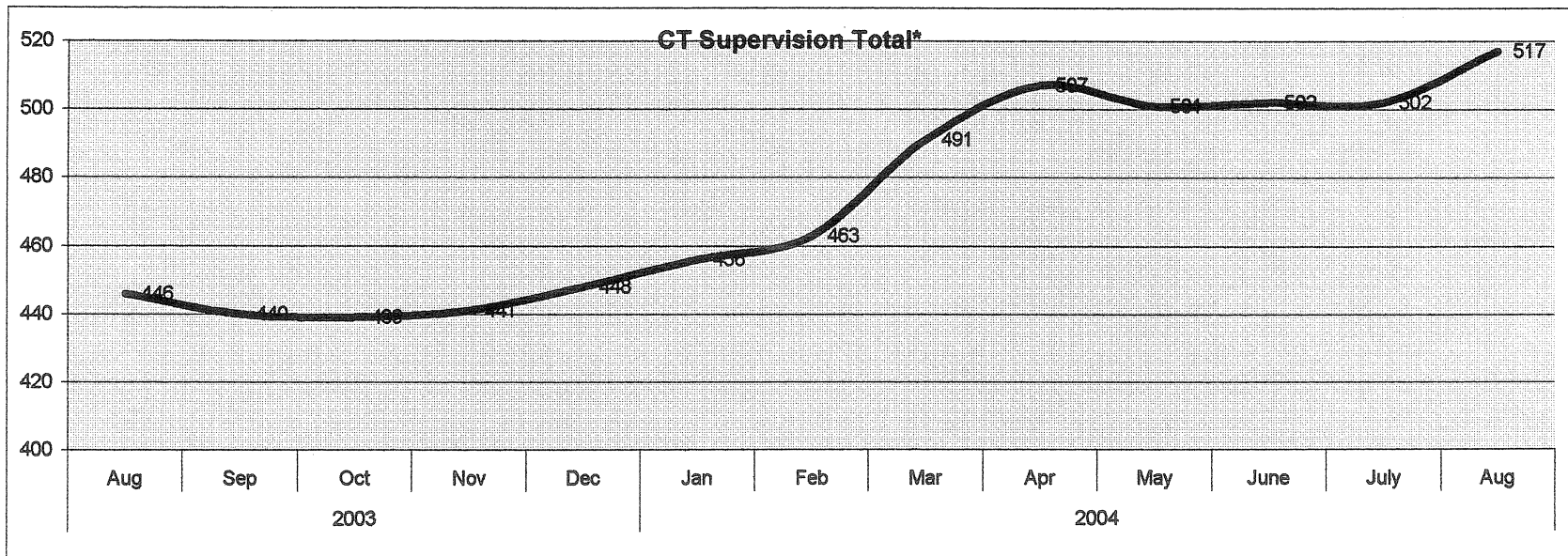
**Connecticut Board of Parole
Parole Supervision Caseload
August 31, 2004**

	2003					2004							
	Aug	Sep	Oct	Nov	Dec	Jan	Feb	Mar	Apr	May	June	July	Aug
Number of Parolees Employed:	1767	1850	1843	1882	1925	1941	1936	1958	1957	2052	2120	2121	2116
Parolees Unemployable:	290	258	275	274	239	254	252	294	284	272	287	272	274
Proportion Employed:	91%	92%	90%	89%	88%	88%	86%	88%	85%	89%	90%	91%	90%
Number Active in Parole Works:	180	156	200	222	255	264	285	267	251	256	225	212	203
# Community Service Hours:	1217	1357	1510	1794	973	1986	280	564	280	417	292	638	712

Parole Supervision Caseload August 31, 2004

Bridgeport District Office Supervision Caseload

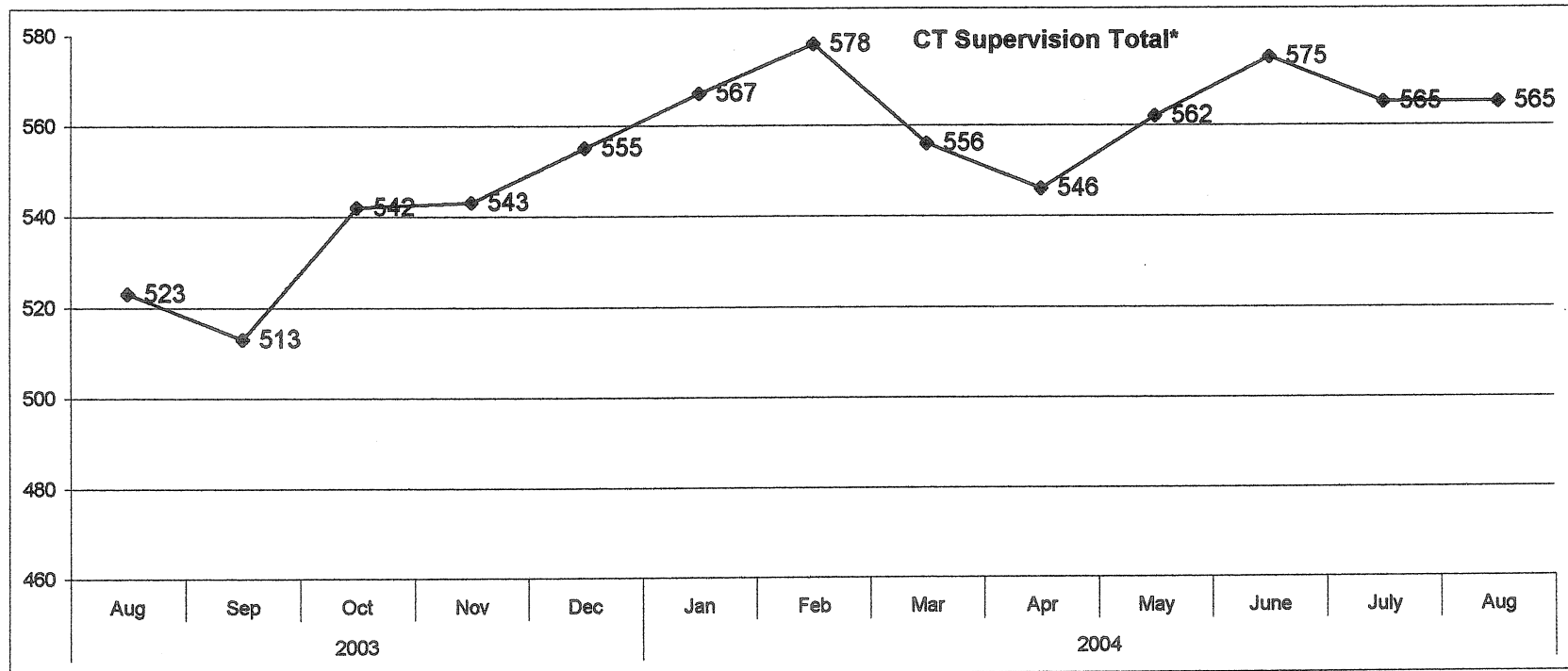
	2003					2004							
	Aug	Sep	Oct	Nov	Dec	Jan	Feb	Mar	Apr	May	June	July	Aug
CT Parolees Supervised in CT	411	405	403	407	413	422	430	456	470	466	466	469	485
Out Of State Parolees Supervised in CT	35	35	36	34	35	34	33	35	37	35	36	33	32
CT Supervision Total:	446	440	439	441	448	456	463	491	507	501	502	502	517
Parole Violators Confined	55	53	54	70	71	73	70	64	56	56	61	70	68
GRAND TOTAL	501	493	493	511	519	529	533	555	563	557	563	572	585



Parole Supervision Caseload August 31, 2004

Hartford District Office Supervision Caseload

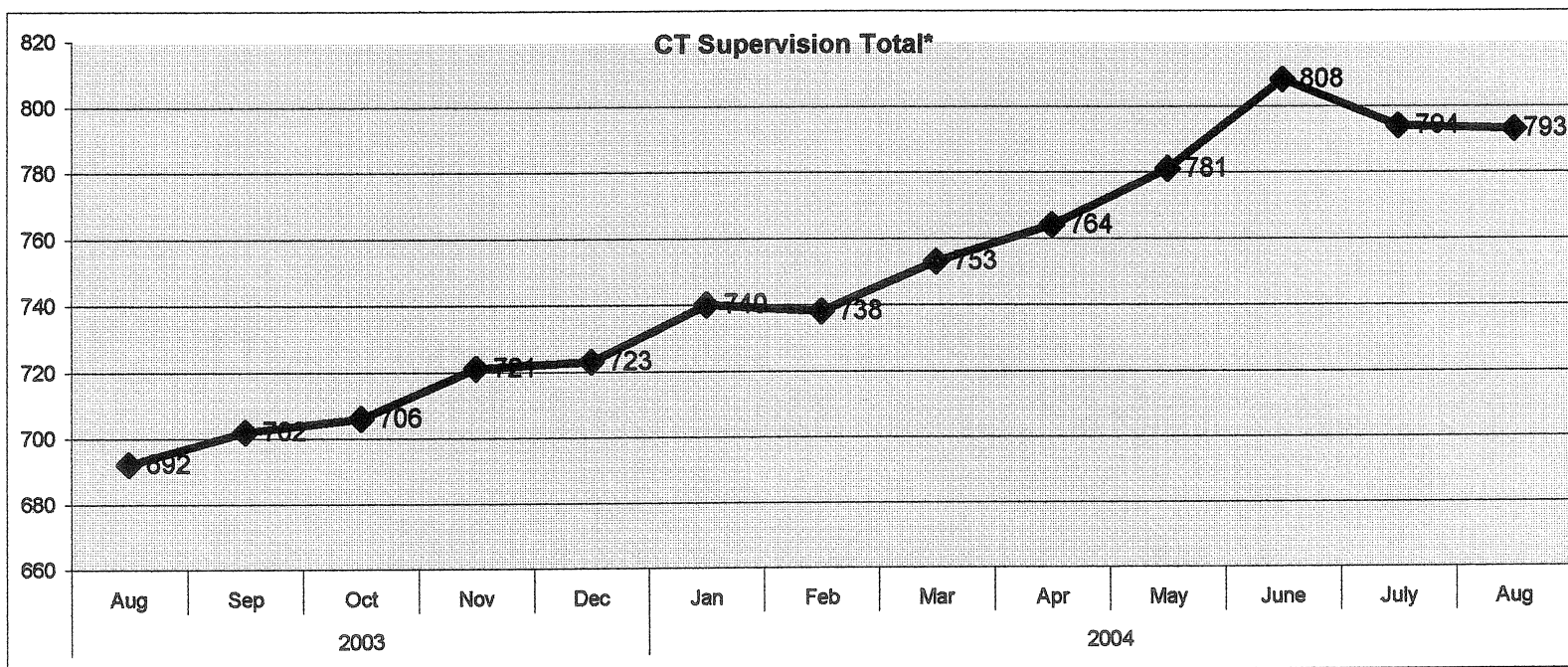
	2003					2004							
	Aug	Sep	Oct	Nov	Dec	Jan	Feb	Mar	Apr	May	June	July	Aug
CT Parolees Supervised in CT	469	460	488	487	499	507	516	503	487	502	519	509	507
Out Of State Parolees Supervised in CT	54	53	54	56	56	60	62	53	59	60	56	56	58
CT Supervision Total:	523	513	542	543	555	567	578	556	546	562	562	575	565
Parole Violators Confined	66	74	78	94	92	102	106	91	116	117	112	107	110
GRAND TOTAL	589	587	620	637	647	669	684	647	662	679	687	672	675



Parole Supervision Caseload August 31, 2004

New Haven District Office Supervision Caseload

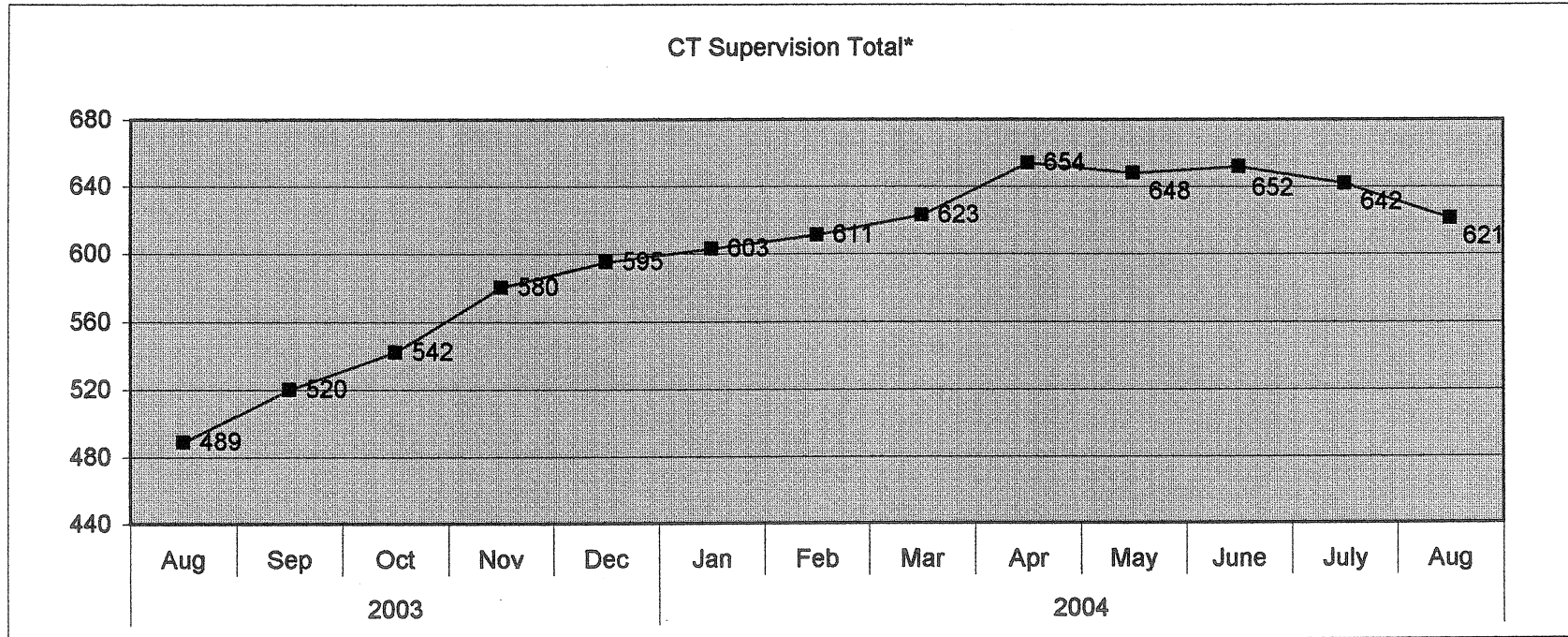
	2003					2004							
	Aug	Sep	Oct	Nov	Dec	Jan	Feb	Mar	Apr	May	June	July	Aug
CT Parolees Supervised in CT	635	643	647	662	664	682	678	702	712	728	753	741	740
Out Of State Parolees Supervised in CT	57	59	59	59	59	58	60	51	52	53	55	53	53
CT Supervision Total:	692	702	706	721	723	740	738	753	764	781	808	794	793
Parole Violators Confined	70	78	91	103	102	101	107	97	105	119	107	98	123
GRAND TOTAL	762	780	797	824	825	841	845	850	869	900	915	892	916



Parole Supervision Caseload August 31, 2004

Waterbury Caseload

	2003					2004							
	Aug	Sep	Oct	Nov	Dec	Jan	Feb	Mar	Apr	May	June	July	Aug
CT Parolees Supervised in CT	452	482	501	536	553	562	568	581	611	609	611	602	582
Out Of State Parolees Supervised in CT	37	38	41	44	42	41	43	42	43	39	41	40	39
CT Supervision Total:	489	520	542	580	595	603	611	623	654	648	652	642	621
Parole Violators Confined	61	65	67	59	61	73	69	74	75	60	75	78	76
GRAND TOTAL	550	585	609	639	656	676	680	697	729	708	727	720	697

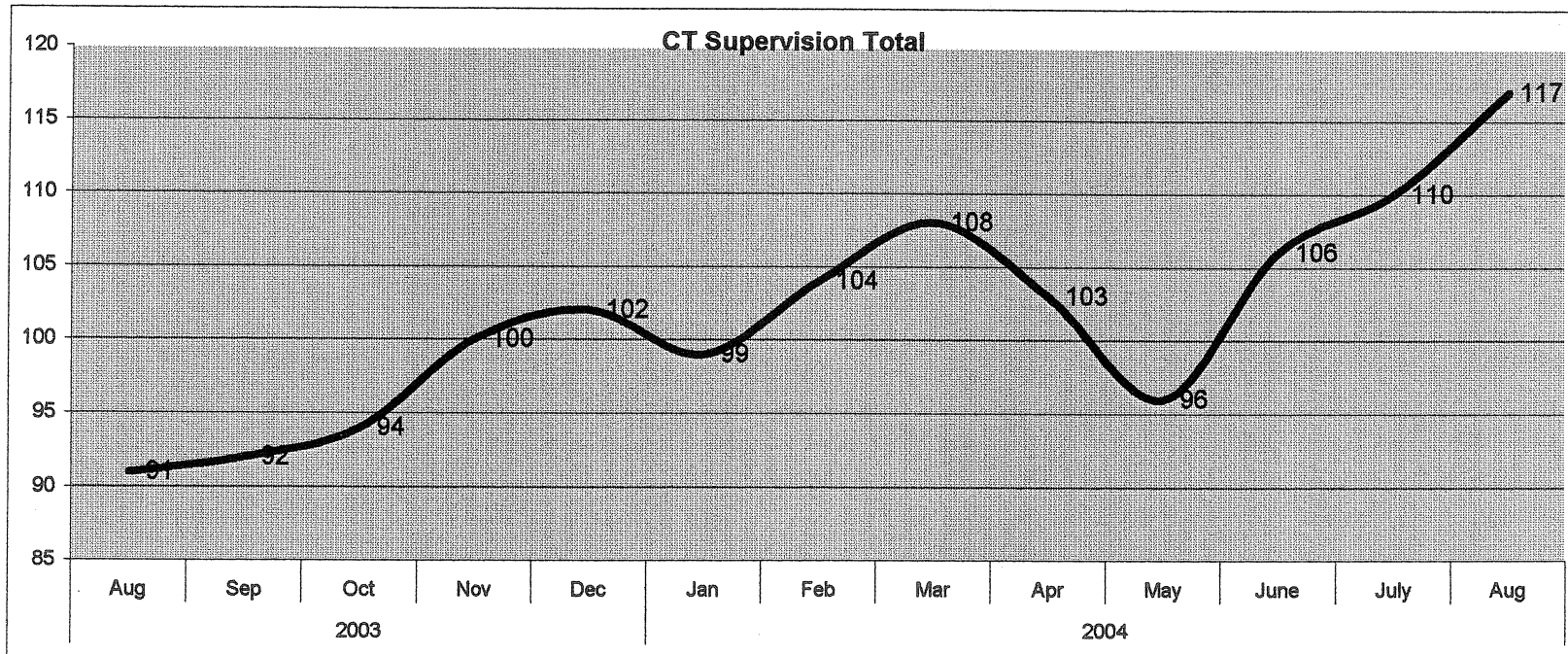


Parole Supervision Caseload

August 31, 2004

Special Management Supervision Caseload

	2003					2004							
	Aug	Sep	Oct	Nov	Dec	Jan	Feb	Mar	Apr	May	June	July	Aug
CT Parolees Supervised in CT	80	81	82	87	89	87	92	94	91	85	98	98	105
Out Of State Parolees Supervised in CT	11	11	12	13	13	12	12	14	12	11	8	12	12
CT Supervision Total:	91	92	94	100	102	99	104	108	103	96	106	110	117
Parole Violators Confined	18	21	21	21	18	19	18	18	17	21	23	24	21
GRAND TOTAL	109	113	115	121	120	118	122	126	120	117	129	134	138



Violation Reports

August 1, 2004 - August 31, 2004

<i>Office</i>	<i>Parole Officer</i>	<i>Absconder</i>	<i>Criminal</i>	<i>Technical</i>	<i>Total</i>
<i>Bridgeport</i>					
	Barry		1		1
	Emielita	1	1	1	3
	Greene		1	2	3
	Holmes		1	2	3
	Johnson		4	1	5
	O'Reilly	1			1
	Tomaszewski		6	1	7
	Office Total	2	14	7	23
<i>Hartford</i>					
	Anderson	2	2	2	6
	Banas	4	2	3	9
	Casanova	1	2	3	6
	Edwards	1	1	4	6
	Hill			1	1
	Mills		2		2
	Szydlo		2	4	6
	Thurlow		5	1	6
	Office Total	8	16	18	42
<i>Interstate Compact</i>					
	Johnson, T	1			1
	Office Total	1			1
<i>New Haven</i>					
	DeLucia		5	1	6
	Duca		4	1	5
	Griffin		4	3	7
	Hogan	2	2		4
	Kelly		2	2	4
	Nelson	1	1		2

Friday, September 17, 2004

<i>Office</i>	<i>Parole Officer</i>	<i>Absconder</i>	<i>Criminal</i>	<i>Technical</i>	<i>Total</i>
	Runlett		4		4
	Watts		2		2
	Office Total	3	24	7	34
<i>Special Management</i>					
	Fleming	1		1	2
	Noto		1	1	2
	Reichard	3		1	4
	Office Total	4	1	3	8
<i>Waterbury</i>					
	Defeo		2	3	5
	Fernandes	7	2	2	11
	Lawlor	1	3	3	7
	McCown		1		1
	O'Connor	2	6	3	11
	Romano	1	3		4
	Office Total	11	17	11	39
Grand Total		29	72	46	147

** Source: Hearings Division Warrant Requests and Interstate Reports*