


STATE OF CONNECTICUT

Connecticut Parole and Community Services  
**Monthly Report**



**JULY 2004**

*(JULY 2003 to JULY 2004)*

Prepared by  
*Jerry Stowell*

FOR  
BOARD OF PARDONS & PAROLES (BOPP)  
AND  
DEPARTMENT OF CORRECTION (DOC)  
Parole and Community Services Division

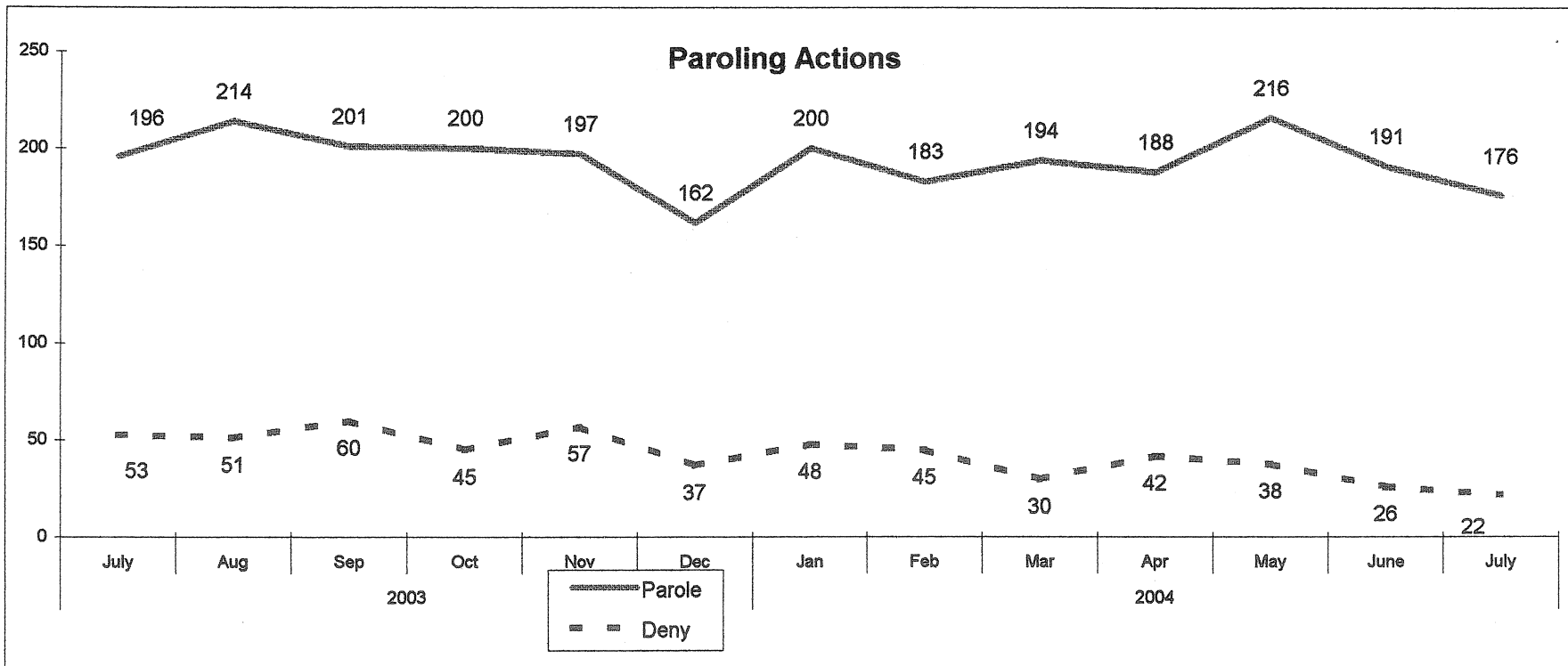
**Correctional Population and Parole Eligibility  
July 31, 2004**

<b>Confined Population</b>	<b>17,961</b>		
(Unsentenced and Special Inmates)	(4,401)	Balance	13,560
(Sentences 2 Years & Less, Cuscom, New Admits)	(4,099)	Balance	9,461
(Parole Ineligible, crime committed)	(695)	Balance	8,766
(SRG Classification)	(240)	Balance	8,526
(Wright Decision Cases)	(351)	Balance	8,175
(Level 5 Classification)	(53)	Balance	8,122
(Chronic Disciplinary Unit Classification)	(54)		
<b>Population Eligible for Parole Consideration</b>	<b>8,068</b>		

**Connecticut Board of Parole  
Hearings Division Monthly Statistics  
July 31, 2004**

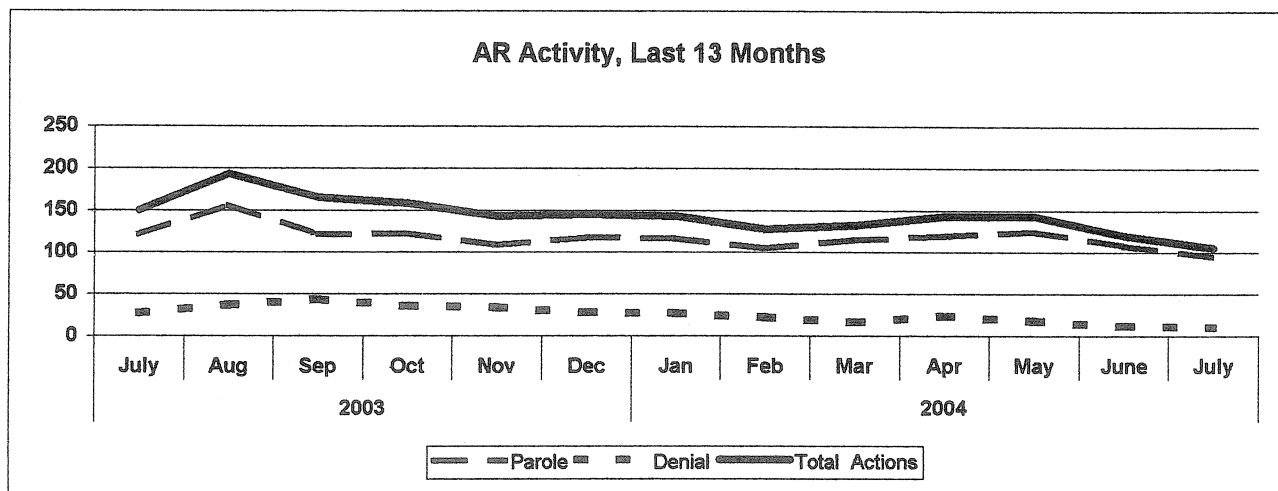
	2003						2004						12 Mo.	
	July	Aug	Sep	Oct	Nov	Dec	Jan	Feb	Mar	Apr	May	June	July	Totals
<b>Full Panel Actions</b>														
Parole	75	58	80	78	88	45	84	78	79	69	91	83	81	914
Deny	26	14	16	9	23	9	21	22	13	18	20	14	11	190
Medical Parole	0	0	0	0	0	0	0	0	0	0	0	0	0	0
Revoke	40	31	32	17	34	32	46	56	41	55	32	29	18	423
Revoke & Reparole	16	28	25	20	33	36	44	52	65	42	44	51	42	482
Rescind	3	3	4	2	11	1	7	9	1	2	4	3	3	50
Rescind & Reparole	10	5	9	17	15	4	11	7	8	14	10	8	12	120
Early Parole Discharge	0	0	0	0	0	0	0	0	0	0	0	0	0	0
<b>Total Full Panel Actions</b>	170	139	166	143	204	127	213	224	207	200	201	188	167	2179
<b>Administrative Review Actions</b>														
Parole	121	156	121	122	109	117	116	105	115	119	125	108	95	1408
Deny	27	37	44	36	34	28	27	23	17	24	18	12	11	311
<b>Total Admin. Review Actions</b>	148	193	165	158	143	145	143	128	132	143	143	120	106	1719
<b>Staff Actions</b>														
Case Review	19	26	35	37	23	15	20	30	13	17	16	12	11	255
Review & Reschedule	169	201	284	148	208	223	250	226	236	115	250	222	121	2484
Close Interest	12	89	82	46	35	52	70	66	56	15	105	19	22	657
<b>Total Actions</b>	518	648	732	532	613	562	696	674	644	490	715	561	427	7294
<b>Total Hearing Dates</b>	21	16	21	18	21	19	19	20	20	20	17	19	22	232
<b>Parole Grant Rate</b>														
Full Panels	74%	81%	83%	90%	79%	83%	80%	78%	86%	79%	82%	86%	88%	83%
Administrative Reviews	82%	81%	73%	77%	76%	81%	81%	82%	87%	83%	87%	90%	90%	82%

**Connecticut Board of Parole  
Hearings Division Monthly Statistics  
July 31, 2004**



**Connecticut Board of Parole  
Hearings Division Monthly Statistics  
Administrative Reviews  
July 31, 2004**

	2003						2004						
	July	Aug	Sep	Oct	Nov	Dec	Jan	Feb	Mar	Apr	May	June	July
<b>Parole</b>	121	156	121	122	109	117	116	105	115	119	125	108	95
<b>Denial</b>	27	37	44	36	34	28	27	23	17	24	18	12	11
<b>Medical Parole</b>	0	2	0	0	0	0	0	0	0	0	0	0	0
<b>Total Actions</b>	150	193	165	158	143	145	143	128	132	143	143	120	106



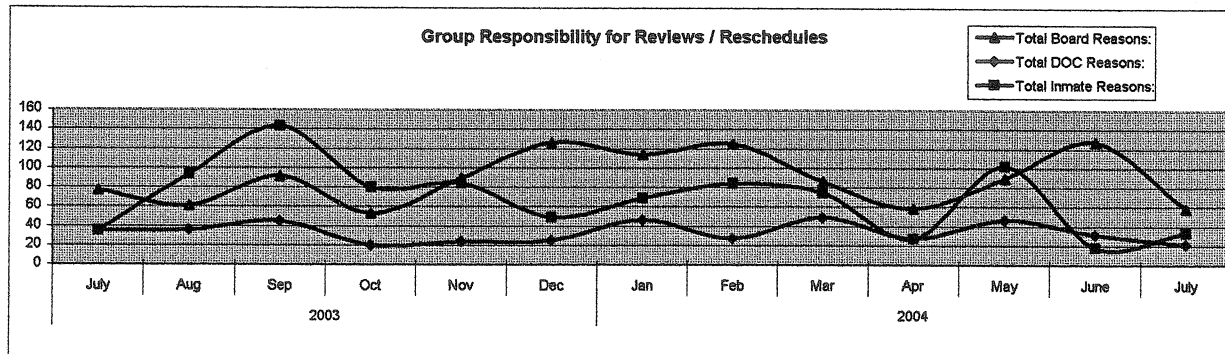
**Connecticut Board of Parole  
Hearings Division Monthly Statistics  
Current Location  
July 31, 2004  
Persons Granted Parole via Administrative Reviews**

**Granting Month**

Location	2003						2004						12 mo. Total	
	July	Aug	Sep	Oct	Nov	Dec	Jan	Feb	Mar	Apr	May	June		July
CT Parole Supervision	6	9	0	5	23	4	3	3	7	4	4	1	6	69
Out-of State Parole Supervision	0	0	0	0	0	0	0	0	0	0	0	0	0	0
Abscond from Parole	0	0	0	0	0	0	0	0	0	0	0	0	0	0
Halfway House	2	2	5	4	3	3	3	3	6	7	11	0	5	52
Confined in CT, to be Released	115	136	111	109	83	106	109	96	101	102	110	107	77	1247
Confined, Out of State	0	0	0	0	0	0	0	0	0	0	0	0	0	0
Furlough	0	0	0	0	0	0	0	0	0	0	0	0	0	0
Escaped, Prior to Release	0	0	0	0	0	0	0	0	0	0	0	0	2	2
Reconfined	0	0	0	0	0	0	0	0	0	0	0	0	0	0
TS	0	0	0	0	0	0	0	0	0	0	0	0	0	0
Discharged	0	1	2	2	0	0	0	0	1	0	0	0	0	6
Virginia	0	8	3	2	0	2	0	3	0	5	0	0	5	28
Medical Hospital	0	0	0	0	0	1	1	0	0	1	0	0	0	3
<b>Total</b>	<b>123</b>	<b>156</b>	<b>121</b>	<b>122</b>	<b>109</b>	<b>116</b>	<b>116</b>	<b>105</b>	<b>115</b>	<b>119</b>	<b>125</b>	<b>108</b>	<b>95</b>	<b>1407</b>

**Connecticut Board of Parole  
Types of Review and Rescheduling Activities  
July 2004**

	2003						2004						
	July	Aug	Sep	Oct	Nov	Dec	Jan	Feb	Mar	Apr	May	June	July
<b><u>Inmate-Related Reasons:</u></b>													
<b><u>Regular Hearings</u></b>													
In Seg/Punitive Seg	3	1	9	3	4	3	2	0	4	1	3	1	4
Inmate's Request	0	1	1	0	1	2	3	2	1	1	0	0	3
Pending Charges	5	21	45	15	11	12	16	14	19	0	27	2	1
Pending DR	0	0	0	0	0	0	0	0	0	0	0	0	0
SRG Affiliation	2	19	19	6	14	6	8	20	12	1	26	2	0
Pending Waiver	0	0	0	0	0	0	0	0	0	0	0	0	0
85% Status	1	20	33	18	28	10	16	17	23	5	21	0	6
Case Review	19	26	35	37	23	15	20	30	13	17	16	12	11
<b><u>Revocation Hearings:</u></b>													
Attorney	3	0	0	0	0	1	0	0	0	0	3	0	0
Pending Charges	2	5	1	1	3	0	4	1	2	2	6	1	8
<b>Total Inmate Reasons:</b>	<b>35</b>	<b>93</b>	<b>143</b>	<b>80</b>	<b>84</b>	<b>49</b>	<b>69</b>	<b>84</b>	<b>74</b>	<b>27</b>	<b>102</b>	<b>18</b>	<b>33</b>
<b><u>DOC-Related Reasons</u></b>													
<b><u>Regular Hearings</u></b>													
Transportation	26	27	28	17	15	13	37	16	35	19	30	19	15
Awaiting MH Evaluation	9	9	17	3	9	12	9	11	14	8	16	12	6
<b>Total DOC Reasons:</b>	<b>35</b>	<b>36</b>	<b>45</b>	<b>20</b>	<b>24</b>	<b>25</b>	<b>46</b>	<b>27</b>	<b>49</b>	<b>27</b>	<b>46</b>	<b>31</b>	<b>21</b>
<b><u>Board-Related Reasons</u></b>													
<b><u>Regular Hearings</u></b>													
Additional Info	38	16	24	17	17	36	30	25	30	28	21	32	40
Additional Offense Info	17	9	16	17	7	14	18	12	17	15	18	13	4
Hearing Cancelled	17	19	7	0	45	57	36	68	18	9	12	78	0
Ineligible-PE date	0	1	1	0	1	2	3	2	1	1	0	0	3
No Parole Package	0	0	0	0	0	0	0	0	0	0	0	0	0
Awaiting Sex Offender Eval	0	0	0	0	0	0	0	0	0	0	0	0	0
Other	5	16	43	19	19	17	27	18	20	5	38	4	11
<b>Total Board Reasons:</b>	<b>77</b>	<b>61</b>	<b>91</b>	<b>53</b>	<b>89</b>	<b>126</b>	<b>114</b>	<b>125</b>	<b>86</b>	<b>58</b>	<b>89</b>	<b>127</b>	<b>58</b>
<b>All Reasons:</b>	<b>147</b>	<b>190</b>	<b>279</b>	<b>153</b>	<b>197</b>	<b>200</b>	<b>229</b>	<b>236</b>	<b>209</b>	<b>112</b>	<b>237</b>	<b>176</b>	<b>112</b>



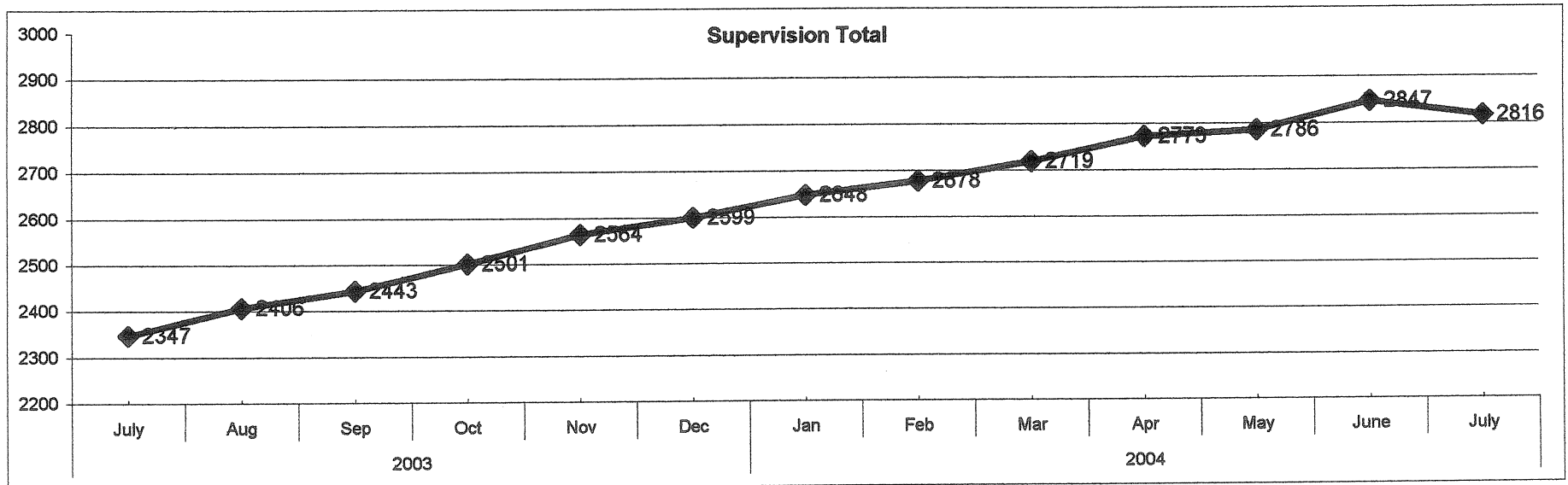
**Parole Granting Rate  
August 2003 - July 2004**

	<b>Full Panel Hearings</b>	<b>Administrative Reviews</b>
<b>July</b>	75%	74%
<b>August</b>	81%	81%
<b>September</b>	83%	73%
<b>October</b>	90%	77%
<b>November</b>	79%	76%
<b>December</b>	83%	81%
<b>January</b>	81%	81%
<b>February</b>	78%	82%
<b>March</b>	86%	87%
<b>April</b>	79%	83%
<b>May</b>	82%	87%
<b>June</b>	86%	90%
<b>July</b>	88%	90%
<b>Average:</b>	83%	82%

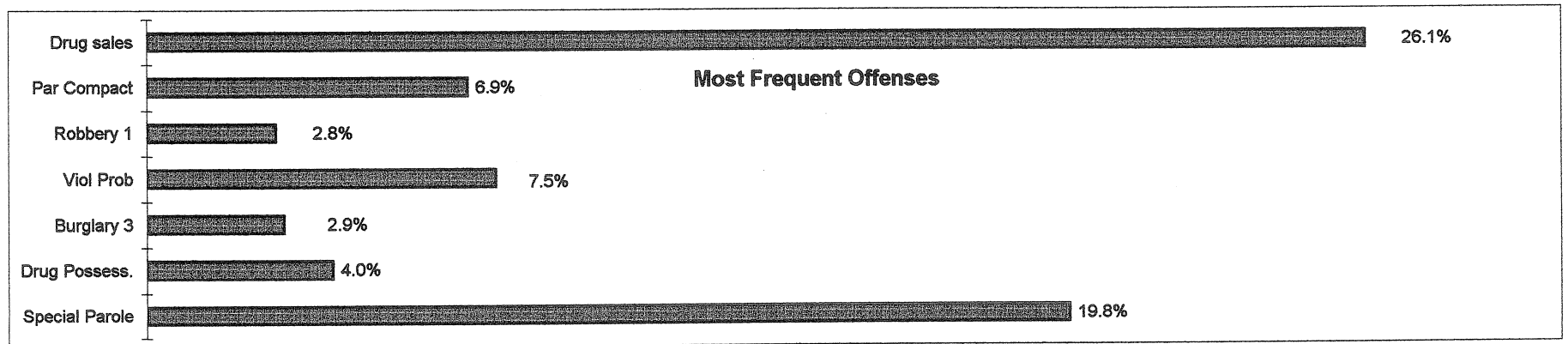



## Connecticut Board of Parole Parole Supervision Caseload July 31, 2004

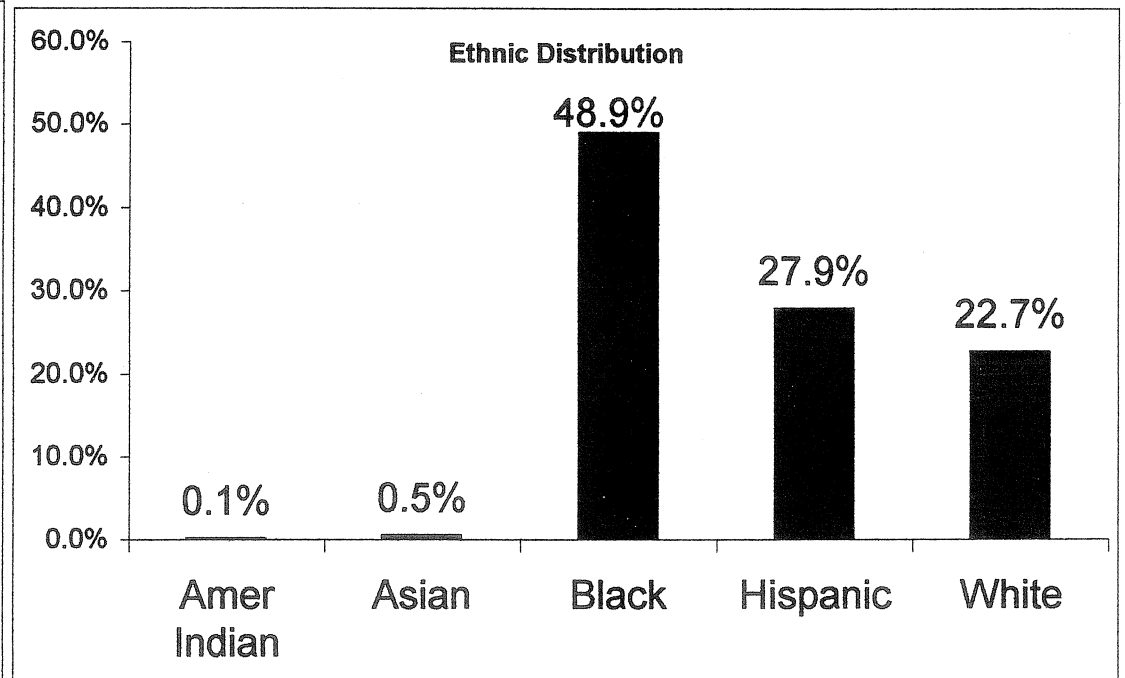
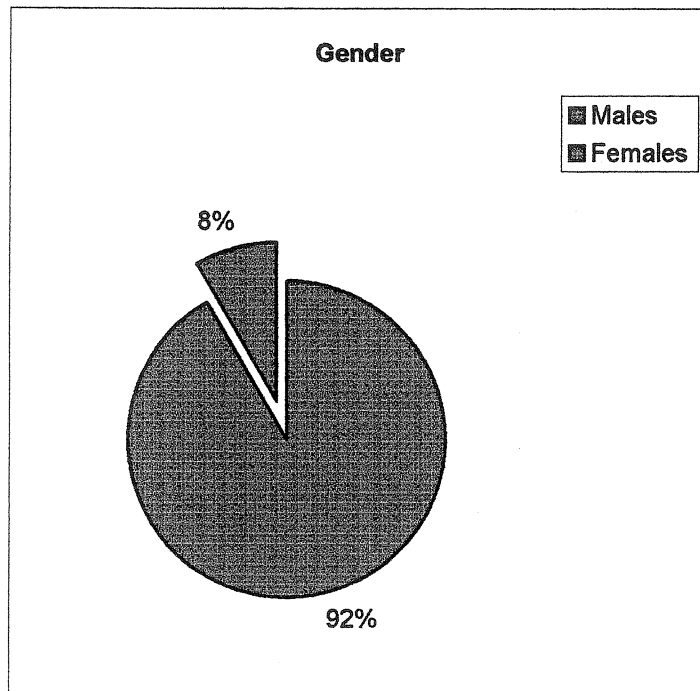
	2003						2004						
	July	Aug	Sep	Oct	Nov	Dec	Jan	Feb	Mar	Apr	May	June	July
CT Parolees Supervised in CT	1988	2047	2071	2121	2179	2218	2260	2284	2336	2371	2390	2447	2419
Out Of State Parolees Supervised in CT	196	194	196	202	206	205	205	210	195	203	198	196	194
CT Supervision Total:	2184	2241	2267	2323	2385	2423	2465	2494	2531	2574	2588	2643	2613
CT Parolees Supervised Out of State	163	165	176	178	179	176	183	184	188	199	198	204	203
Supervision Total:	2347	2406	2443	2501	2564	2599	2648	2678	2719	2773	2786	2847	2816
Parole Violators Confined	262	278	304	323	346	343	374	360	352	383	361	369	402
GRAND TOTAL	2609	2684	2747	2824	2910	2942	3022	3038	3071	3156	3147	3216	3218



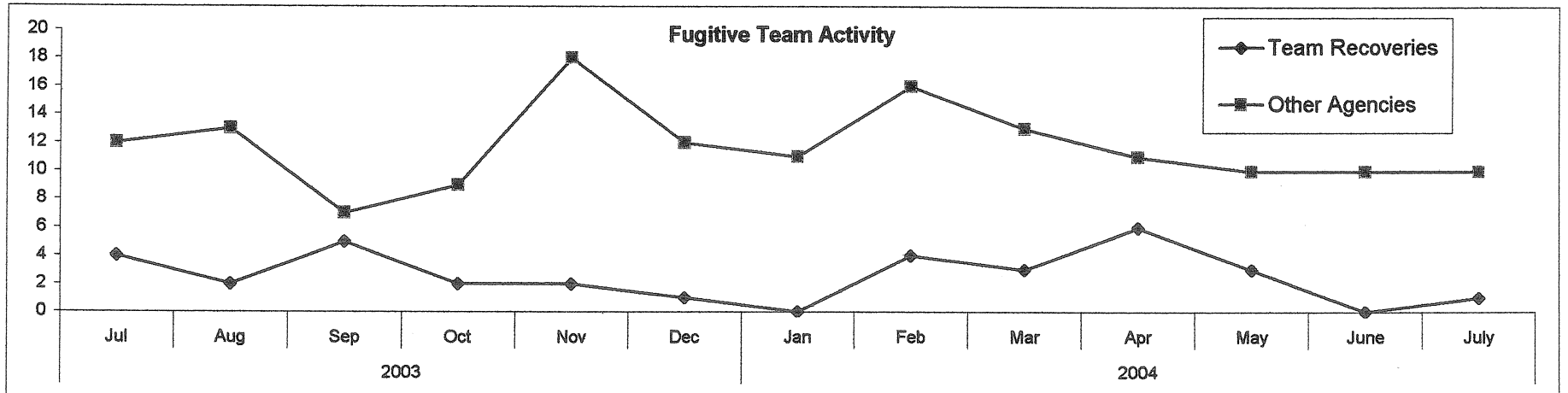
# Connecticut Board of Parole Parole Supervision Caseload July 31, 2004



**Connecticut Board of Parole  
Parole Supervision Caseload  
July 31, 2004**



**Connecticut Board of Parole  
Parole Supervision Caseload  
July 31, 2004**



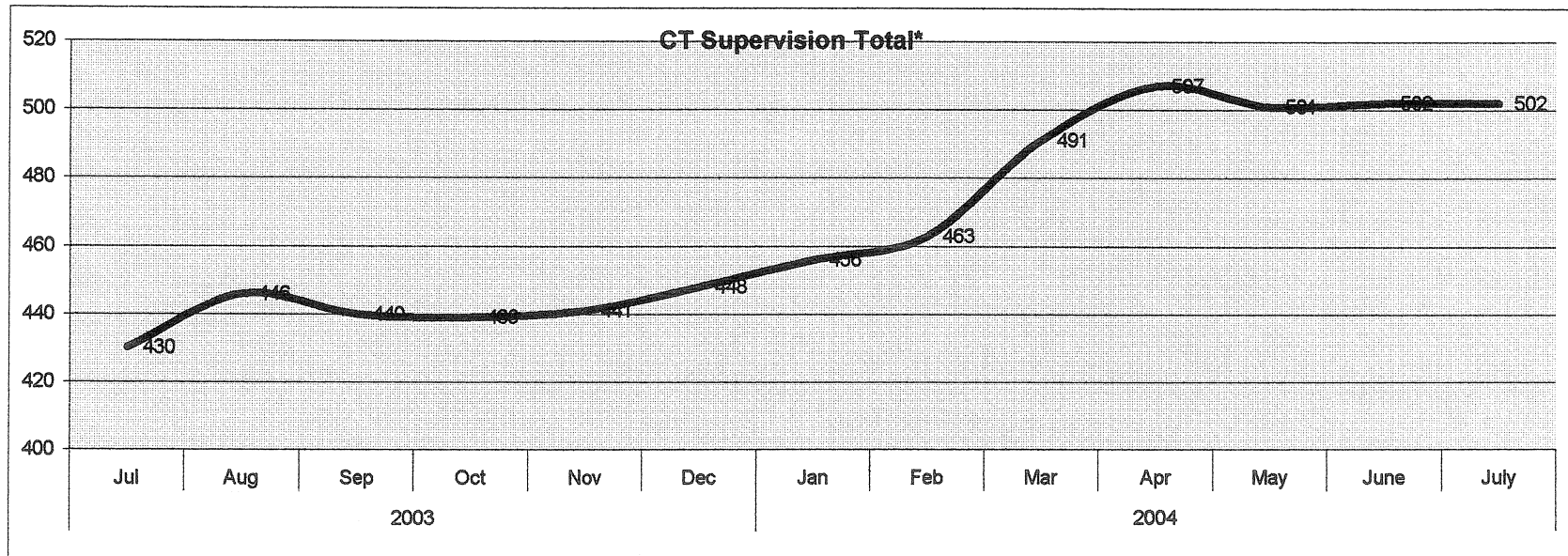
**Connecticut Board of Parole  
Parole Supervision Caseload  
July 31, 2004**

	<b>2003</b>						<b>2004</b>						
	<b>July</b>	<b>Aug</b>	<b>Sep</b>	<b>Oct</b>	<b>Nov</b>	<b>Dec</b>	<b>Jan</b>	<b>Feb</b>	<b>Mar</b>	<b>Apr</b>	<b>May</b>	<b>June</b>	<b>July</b>
<b>Number of Parolees Employed:</b>	1799	1767	1850	1843	1882	1925	1941	1936	1958	1957	2052	2120	2121
<b>Parolees Unemployable:</b>	214	290	258	275	274	239	254	252	294	284	272	287	272
<b>Proportion Employed:</b>	91%	91%	92%	90%	89%	88%	88%	86%	88%	85%	89%	90%	91%
<b>Number Active in Parole Works:</b>	164	180	156	200	222	255	264	285	267	251	256	225	212
<b># Community Service Hours:</b>	498	1217	1357	1510	1794	973	1986	280	564	280	417	292	638

## Parole Supervision Caseload July 31, 2004

### Bridgeport District Office Supervision Caseload

	2003						2004						
	Jul	Aug	Sep	Oct	Nov	Dec	Jan	Feb	Mar	Apr	May	June	July
CT Parolees Supervised in CT	393	411	405	403	407	413	422	430	456	470	466	466	469
Out Of State Parolees Supervised in CT	37	35	35	36	34	35	34	33	35	37	35	36	33
<b>CT Supervision Total:</b>	<b>430</b>	<b>446</b>	<b>440</b>	<b>439</b>	<b>441</b>	<b>448</b>	<b>456</b>	<b>463</b>	<b>491</b>	<b>507</b>	<b>501</b>	<b>502</b>	<b>502</b>
<b>Parole Violators Confined</b>	<b>36</b>	<b>55</b>	<b>53</b>	<b>54</b>	<b>70</b>	<b>71</b>	<b>73</b>	<b>70</b>	<b>64</b>	<b>56</b>	<b>56</b>	<b>61</b>	<b>70</b>
<b>GRAND TOTAL</b>	<b>466</b>	<b>501</b>	<b>493</b>	<b>493</b>	<b>511</b>	<b>519</b>	<b>529</b>	<b>533</b>	<b>555</b>	<b>563</b>	<b>557</b>	<b>563</b>	<b>572</b>

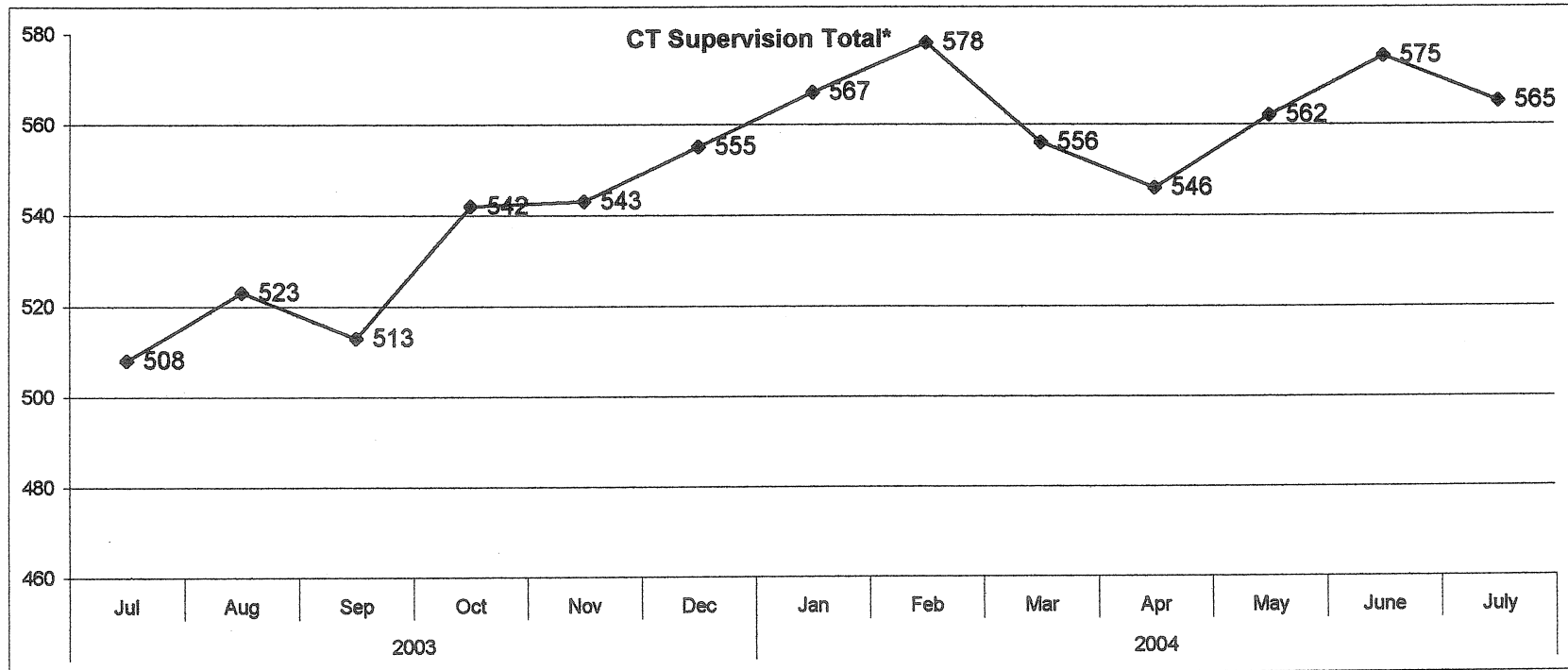


# Parole Supervision Caseload

## July 31, 2004

### Hartford District Office Supervision Caseload

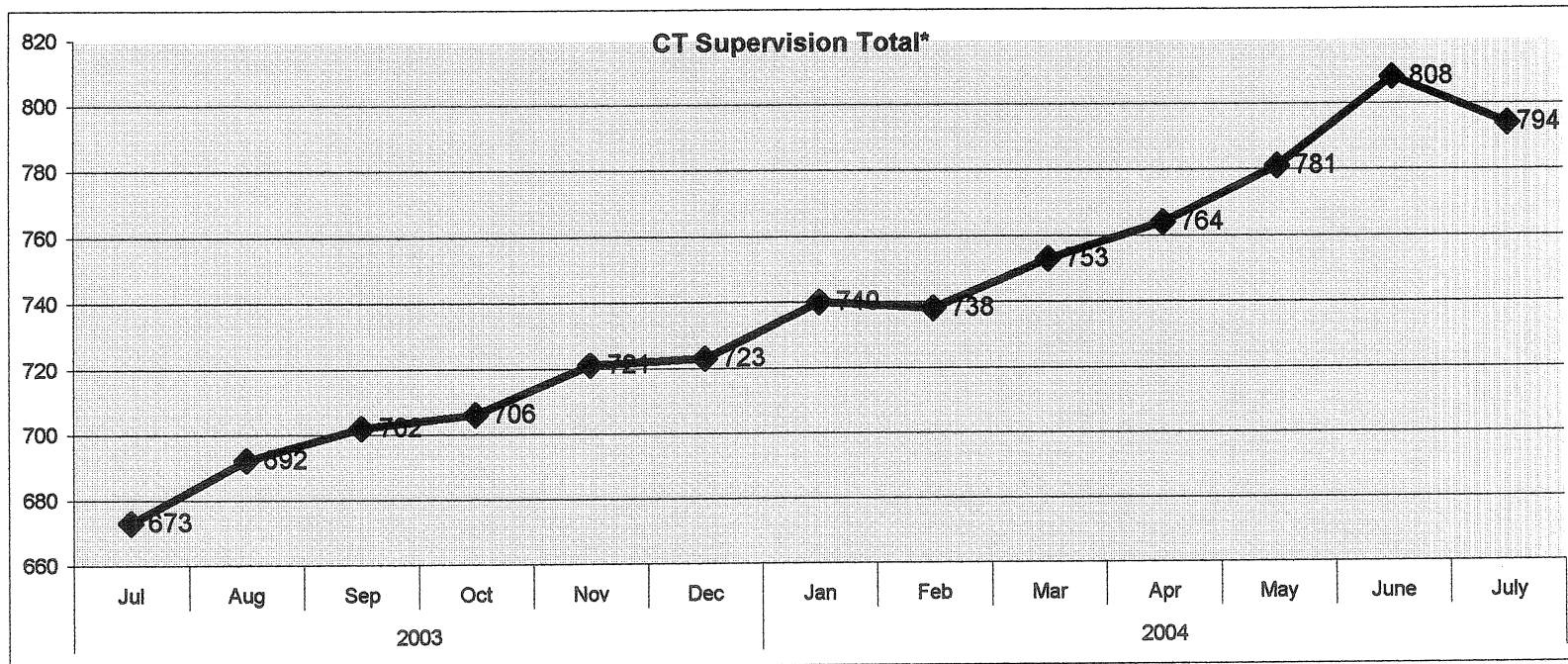
	2003						2004						
	Jul	Aug	Sep	Oct	Nov	Dec	Jan	Feb	Mar	Apr	May	June	July
<b>CT Parolees Supervised in CT</b>	453	469	460	488	487	499	507	516	503	487	502	519	509
<b>Out Of State Parolees Supervised in CT</b>	55	54	53	54	56	56	60	62	53	59	60	56	56
<b>CT Supervision Total:</b>	508	523	513	542	543	555	567	578	556	546	562	575	565
<b>Parole Violators Confined</b>	77	66	74	78	94	92	102	106	91	116	117	112	107
<b>GRAND TOTAL</b>	585	589	587	620	637	647	669	684	647	662	679	687	672



## Parole Supervision Caseload July 31, 2004

### New Haven District Office Supervision Caseload

	2003						2004						
	Jul	Aug	Sep	Oct	Nov	Dec	Jan	Feb	Mar	Apr	May	June	July
CT Parolees Supervised in CT	617	635	643	647	662	664	682	678	702	712	728	753	741
Out Of State Parolees Supervised in CT	56	57	59	59	59	59	58	60	51	52	53	55	53
<b>CT Supervision Total:</b>	<b>673</b>	<b>692</b>	<b>702</b>	<b>706</b>	<b>721</b>	<b>723</b>	<b>740</b>	<b>738</b>	<b>753</b>	<b>764</b>	<b>781</b>	<b>808</b>	<b>794</b>
Parole Violators Confined	69	70	78	91	103	102	101	107	97	105	119	107	98
<b>GRAND TOTAL</b>	<b>742</b>	<b>762</b>	<b>780</b>	<b>797</b>	<b>824</b>	<b>825</b>	<b>841</b>	<b>845</b>	<b>850</b>	<b>869</b>	<b>900</b>	<b>915</b>	<b>892</b>



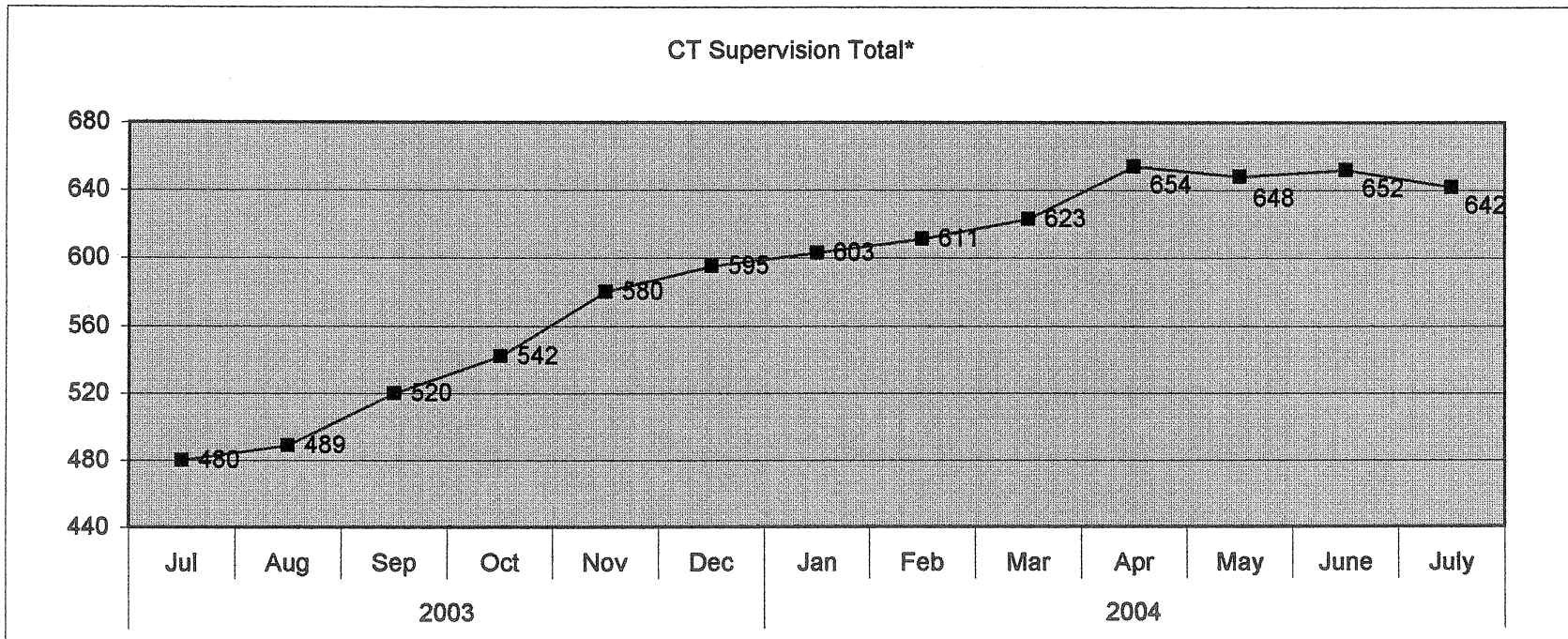


# Parole Supervision Caseload

## July 31, 2004

### Waterbury Caseload

	2003						2004						
	Jul	Aug	Sep	Oct	Nov	Dec	Jan	Feb	Mar	Apr	May	June	July
CT Parolees Supervised in CT	443	452	482	501	536	553	562	568	581	611	609	611	602
Out Of State Parolees Supervised in CT	37	37	38	41	44	42	41	43	42	43	39	41	40
<b>CT Supervision Total:</b>	<b>480</b>	<b>489</b>	<b>520</b>	<b>542</b>	<b>580</b>	<b>595</b>	<b>603</b>	<b>611</b>	<b>623</b>	<b>654</b>	<b>648</b>	<b>652</b>	<b>642</b>
Parole Violators Confined	63	61	65	67	59	61	73	69	74	75	60	75	78
<b>GRAND TOTAL</b>	<b>543</b>	<b>550</b>	<b>585</b>	<b>609</b>	<b>639</b>	<b>656</b>	<b>676</b>	<b>680</b>	<b>697</b>	<b>729</b>	<b>708</b>	<b>727</b>	<b>720</b>

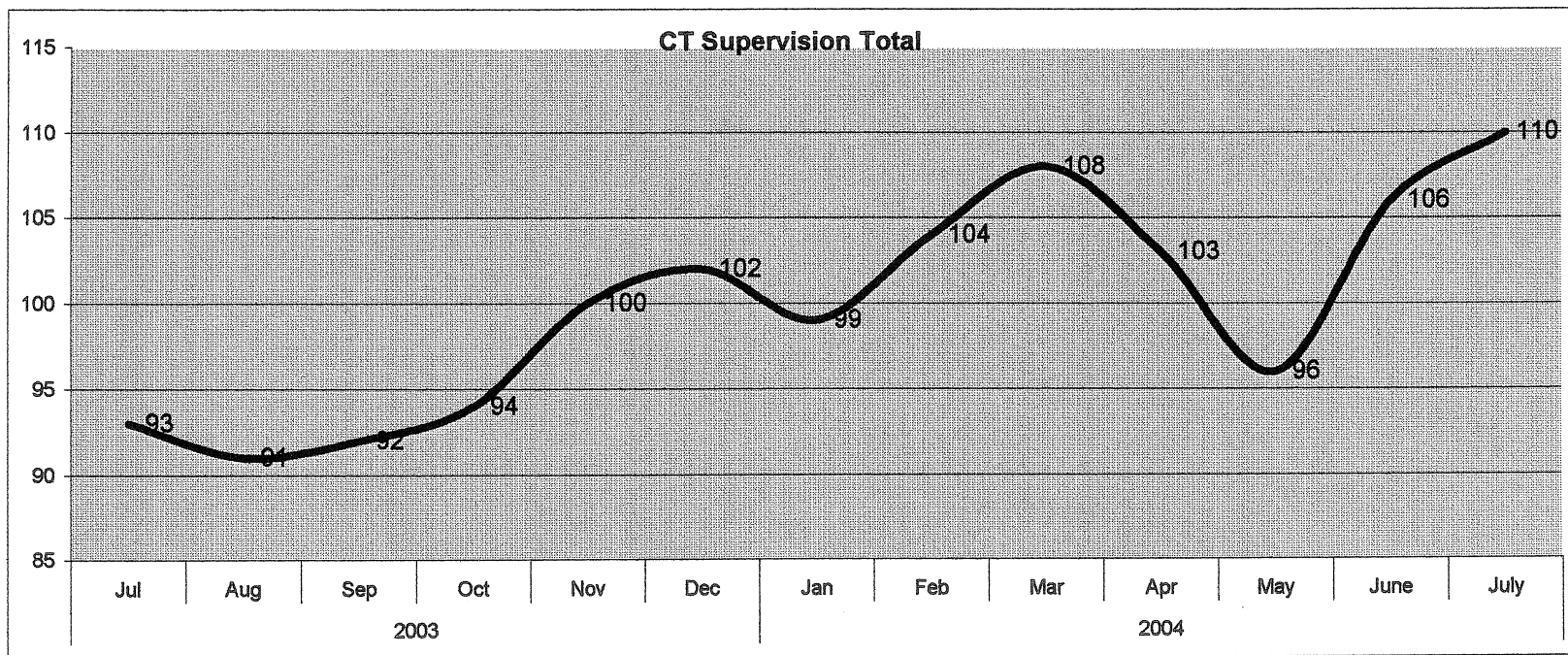


# Parole Supervision Caseload

## July 31, 2004

### Special Management Supervision Caseload

	2003						2004						
	Jul	Aug	Sep	Oct	Nov	Dec	Jan	Feb	Mar	Apr	May	June	July
<b>CT Parolees Supervised in CT</b>	82	80	81	82	87	89	87	92	94	91	85	98	98
<b>Out Of State Parolees Supervised in CT</b>	11	11	11	12	13	13	12	12	14	12	11	8	12
<b>CT Supervision Total:</b>	93	91	92	94	100	102	99	104	108	103	96	106	110
<b>Parole Violators Confined</b>	16	18	21	21	21	18	19	18	18	17	21	23	24
<b>GRAND TOTAL</b>	109	109	113	115	121	120	118	122	126	120	117	129	134



# Violation Reports

July 1, 2004 - July 31, 2004

<i>Office</i>	<i>Parole Officer</i>	<i>Absconder</i>	<i>Criminal</i>	<i>Technical</i>	<i>Total</i>
<i>Bridgeport</i>					
	Barry	1	1	1	3
	Greene		1		1
	Holmes		1	1	2
	Johnson		4	2	6
	O'Reilly		5		5
	Tomaszewski	1			1
	Office Total	2	12	4	18
<i>Hartford</i>					
	Anderson	3	1		4
	Banas		2	3	5
	Casanova	1		1	2
	Edwards	2	1		3
	Hill		3	3	6
	Mills	2		2	4
	Szydlo	1	1	1	3
	Thurlow	5	1		6
	Office Total	14	9	10	33
<i>New Haven</i>					
	DeLucia		2		2
	Duca		2		2
	Griffin		3		3
	Hogan		1		1
	Kelly		2	2	4
	Nelson	1		1	2
	Runlett	1	3	1	5
	Sprawling	1	2	1	4
	Office Total	3	15	5	23

*Special Management*

*Friday, August 13, 2004*

<i>Office</i>	<i>Parole Officer</i>	<i>Absconder</i>	<i>Criminal</i>	<i>Technical</i>	<i>Total</i>
	Fleming		1	5	6
	Noto		1		1
	Office Total		2	5	7
<i>Waterbury</i>					
	Defeo	1		1	2
	Fernandes	1	1		2
	Krupa		1		1
	Lawlor	1			1
	McCown		5	3	8
	O'Connor	1	8		9
	Romano		2	1	3
	Wood		1		1
	Office Total	4	18	5	27
<i>Grand Total</i>		23	56	29	108

*\* Source: Hearings Division Warrant Requests and Interstate Reports*