


STATE OF CONNECTICUT

Connecticut Parole and Community Services
Monthly Report



JUNE 2004

(JUNE 2003 to JUNE 2004)

Prepared by
Jerry Stowell

FOR
BOARD OF PARDONS & PAROLES (BOPP)
AND
DEPARTMENT OF CORRECTION (DOC)
Parole and Community Services Division

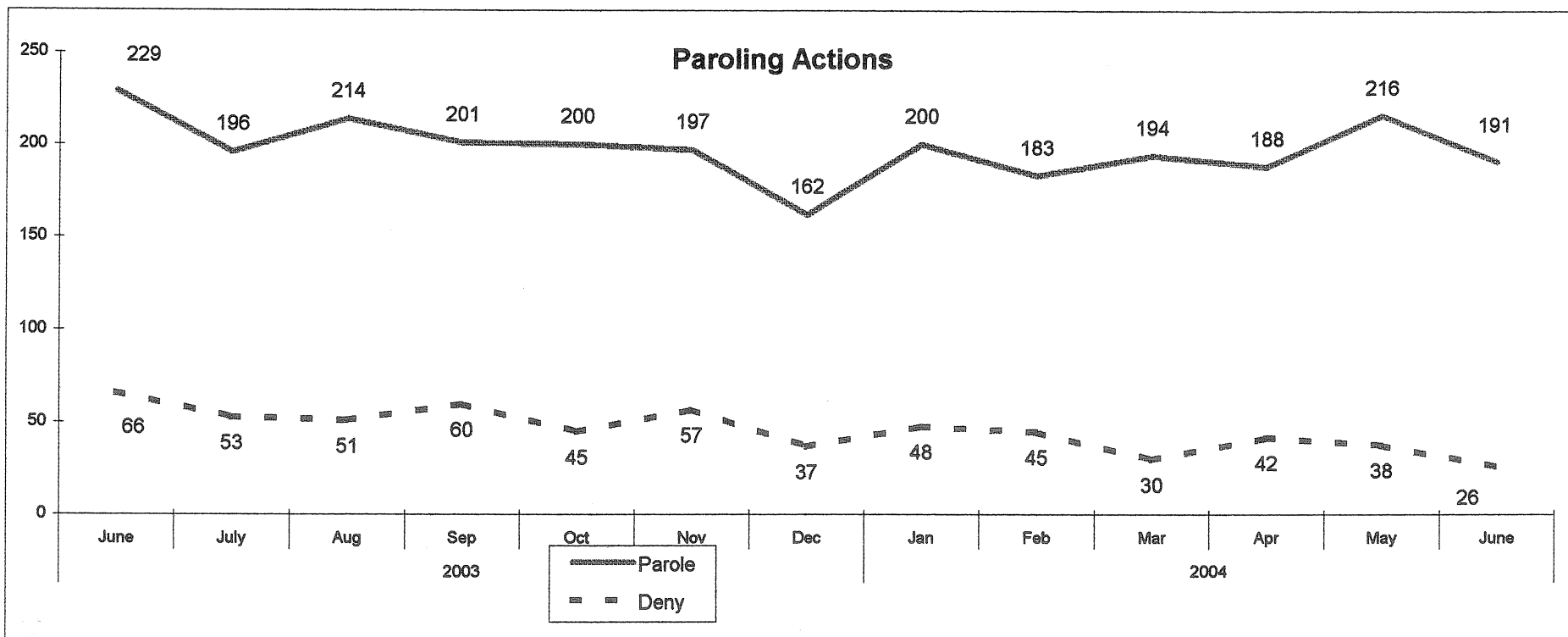
**Correctional Population and Parole Eligibility
June 30, 2004**

Confined Population	17,973		
(Unsentenced and Special Inmates)	(4,354)	Balance	13,619
(Sentences 2 Years & Less, Cuscom, New Admits)	(4,134)	Balance	9,485
(Parole Ineligible, crime committed)	(687)	Balance	8,798
(SRG Classification)	(247)	Balance	8,551
(Wright Decision Cases)	(356)	Balance	8,195
(Level 5 Classification)	(54)	Balance	8,141
(Chronic Disciplinary Unit Classification)	(54)		
Population Eligible for Parole Consideration	8,087		

**Connecticut Board of Parole
Hearings Division Monthly Statistics
June 30, 2004**

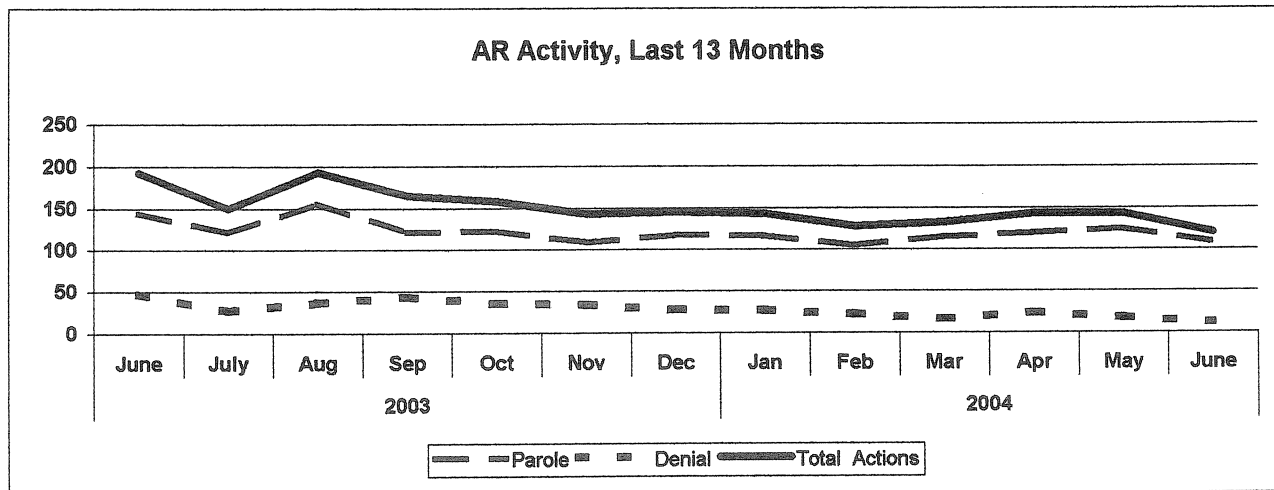
	2003						2004						12 Mo.	
	June	July	Aug	Sep	Oct	Nov	Dec	Jan	Feb	Mar	Apr	May	June	Totals
Full Panel Actions														
Parole	85	75	58	80	78	88	45	84	78	79	69	91	83	908
Deny	18	26	14	16	9	23	9	21	22	13	18	20	14	205
Medical Parole	0	0	0	0	0	0	0	0	0	0	0	0	0	0
Revoke	24	40	31	32	17	34	32	46	56	41	55	32	29	445
Revoke & Reparole	17	16	28	25	20	33	36	44	52	65	42	44	51	456
Rescind	3	3	3	4	2	11	1	7	9	1	2	4	3	50
Rescind & Reparole	6	10	5	9	17	15	4	11	7	8	14	10	8	118
Early Parole Discharge	0	0	0	0	0	0	0	0	0	0	0	0	0	0
Total Full Panel Actions	153	170	139	166	143	204	127	213	224	207	200	201	188	2182
Administrative Review Actions														
Parole	144	121	156	121	122	109	117	116	105	115	119	125	108	1434
Deny	48	27	37	44	36	34	28	27	23	17	24	18	12	327
Total Admin. Review Actions	192	148	193	165	158	143	145	143	128	132	143	143	120	1761
Staff Actions														
Case Review	30	19	26	35	37	23	15	20	30	13	17	16	12	263
Review & Reschedule	181	169	201	284	148	208	223	250	226	236	115	250	222	2532
Close Interest	59	12	89	82	46	35	52	70	66	56	15	105	19	647
Total Actions	615	518	648	732	532	613	562	696	674	644	490	715	561	7385
Total Hearing Dates	17	21	16	21	18	21	19	19	20	20	20	17	19	231
Parole Grant Rate														
Full Panels	83%	74%	81%	83%	90%	79%	83%	80%	78%	86%	79%	82%	86%	82%
Administrative Reviews	75%	82%	81%	73%	77%	76%	81%	81%	82%	87%	83%	87%	90%	81%

Connecticut Board of Parole Hearings Division Monthly Statistics June 30, 2004



**Connecticut Board of Parole
Hearings Division Monthly Statistics
Administrative Reviews
June 30, 2004**

	2003					2004							
	June	July	Aug	Sep	Oct	Nov	Dec	Jan	Feb	Mar	Apr	May	June
Parole	144	121	156	121	122	109	117	116	105	115	119	125	108
Denial	48	27	37	44	36	34	28	27	23	17	24	18	12
Medical Parole	0	0	2	0	0	0	0	0	0	0	0	0	0
Total Actions	192	150	193	165	158	143	145	143	128	132	143	143	120



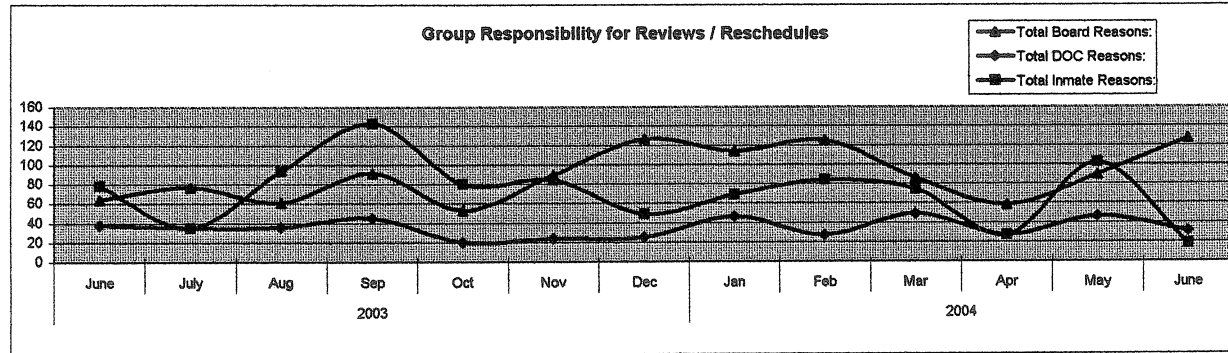
**Connecticut Board of Parole
Hearings Division Monthly Statistics
Current Location
June 30, 2004
Persons Granted Parole via Administrative Reviews**

Granting Month

Location	2003						2004						12 mo. Total	
	June	July	Aug	Sep	Oct	Nov	Dec	Jan	Feb	Mar	Apr	May		June
CT Parole Supervision	8	6	9	0	5	23	4	3	3	7	4	4	1	69
Out-of State Parole Supervision	0	0	0	0	0	0	0	0	0	0	0	0	0	0
Abscond from Parole	0	0	0	0	0	0	0	0	0	0	0	0	0	0
Halfway House	5	2	2	5	4	3	3	3	3	6	7	11	0	49
Confined in CT, to be Released	130	115	136	111	109	83	106	109	96	101	102	110	107	1285
Confined, Out of State	0	0	0	0	0	0	0	0	0	0	0	0	0	0
Furlough	0	0	0	0	0	0	0	0	0	0	0	0	0	0
Escaped, Prior to Release	0	0	0	0	0	0	0	0	0	0	0	0	0	0
Reconfined	0	0	0	0	0	0	0	0	0	0	0	0	0	0
TS	0	0	0	0	0	0	0	0	0	0	0	0	0	0
Discharged	1	0	1	2	2	0	0	0	0	1	0	0	0	6
Virginia	0	0	8	3	2	0	2	0	3	0	5	0	0	23
Medical Hospital	0	0	0	0	0	0	1	1	0	0	1	0	0	3
Total	144	123	156	121	122	109	116	116	105	115	119	125	108	1435

**Connecticut Board of Parole
Types of Review and Rescheduling Activities
June 2004**

	2003						2004						
	June	July	Aug	Sep	Oct	Nov	Dec	Jan	Feb	Mar	Apr	May	June
<u>Inmate-Related Reasons:</u>													
<u>Regular Hearings</u>													
In Seg/Punitive Seg	1	3	1	9	3	4	3	2	0	4	1	3	1
Inmate's Request	0	0	1	1	0	1	2	3	2	1	1	0	0
Pending Charges	16	5	21	45	15	11	12	16	14	19	0	27	2
Pending DR	0	0	0	0	0	0	0	0	0	0	0	0	0
SRG Affiliation	13	2	19	19	6	14	6	8	20	12	1	26	2
Pending Waiver	0	0	0	0	0	0	0	0	0	0	0	0	0
85% Status	14	1	20	33	18	28	10	16	17	23	5	21	0
Case Review	30	19	26	35	37	23	15	20	30	13	17	16	12
<u>Revocation Hearings:</u>													
Attorney	1	3	0	0	0	0	1	0	0	0	0	3	0
Pending Charges	3	2	5	1	1	3	0	4	1	2	2	6	1
Total Inmate Reasons:	78	35	93	143	80	84	49	69	84	74	27	102	18
<u>DOC-Related Reasons</u>													
<u>Regular Hearings</u>													
Transportation	32	26	27	28	17	15	13	37	16	35	19	30	19
Awaiting MH Evaluation	6	9	9	17	3	9	12	9	11	14	8	16	12
Total DOC Reasons:	38	35	36	45	20	24	25	46	27	49	27	46	31
<u>Board-Related Reasons</u>													
<u>Regular Hearings</u>													
Additional Info	20	38	16	24	17	17	36	30	25	30	28	21	32
Additional Offense Info	21	17	9	16	17	7	14	18	12	17	15	18	13
Hearing Cancelled	2	17	19	7	0	45	57	36	68	18	9	12	78
Ineligible-PE date	0	0	1	1	0	1	2	3	2	1	1	0	0
No Parole Package	0	0	0	0	0	0	0	0	0	0	0	0	0
Awaiting Sex Offender Eval	0	0	0	0	0	0	0	0	0	0	0	0	0
Other	21	5	16	43	19	19	17	27	18	20	5	38	4
Total Board Reasons:	64	77	61	91	53	89	126	114	125	86	58	89	127
All Reasons:	180	147	190	279	153	197	200	229	236	209	112	237	176

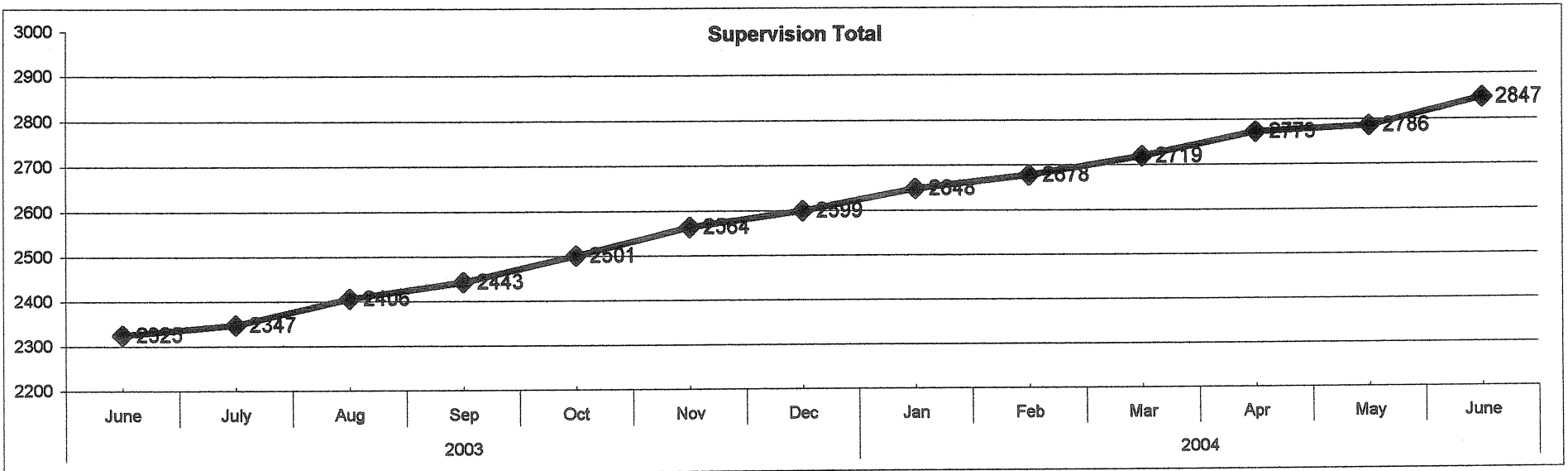


**Parole Granting Rate
July 2003 - June 2004**

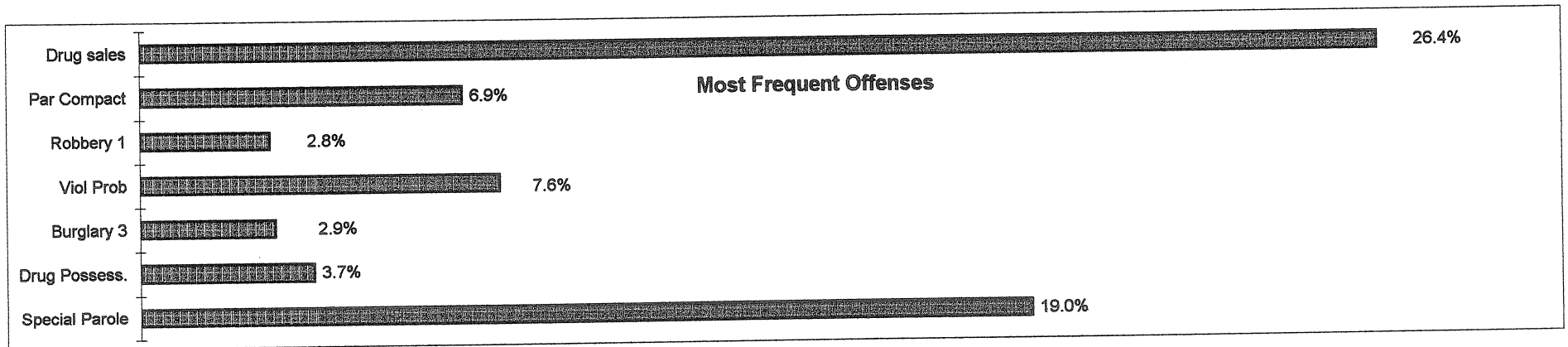

	Full Panel Hearings	Administrative Reviews
July	75%	74%
August	81%	81%
September	83%	73%
October	90%	77%
November	79%	76%
December	83%	81%
January	81%	81%
February	78%	82%
March	86%	87%
April	79%	83%
May	82%	87%
June	86%	90%
Average:	82%	81%

Connecticut Board of Parole Parole Supervision Caseload June 30, 2004

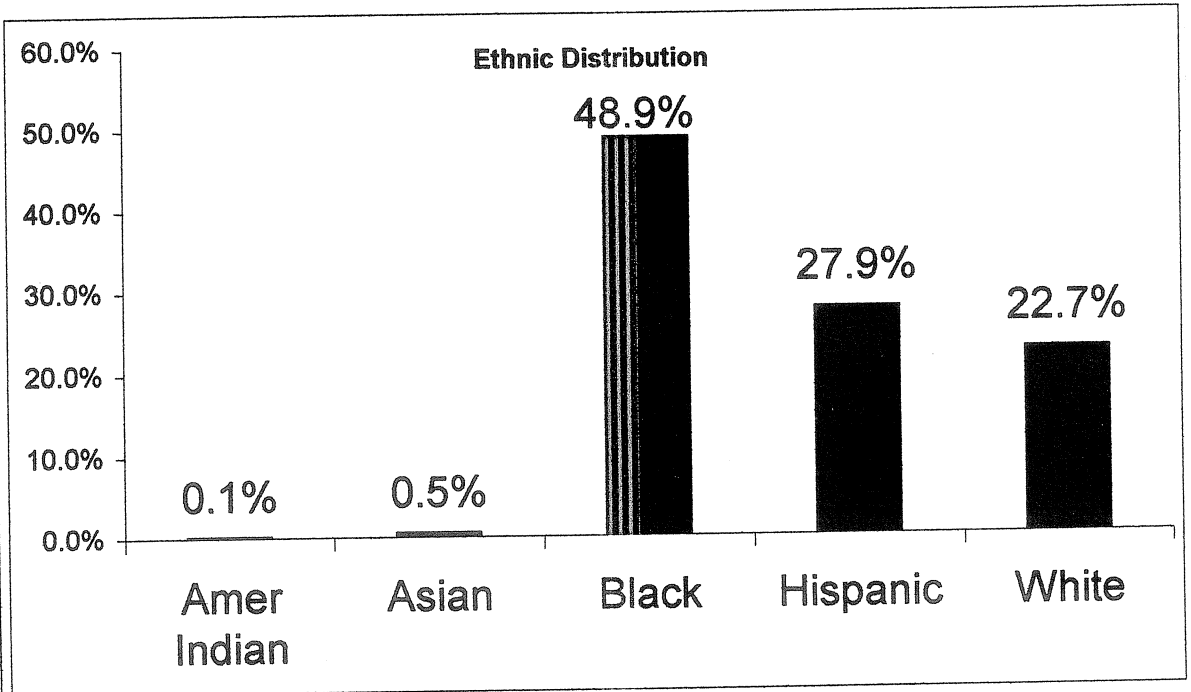
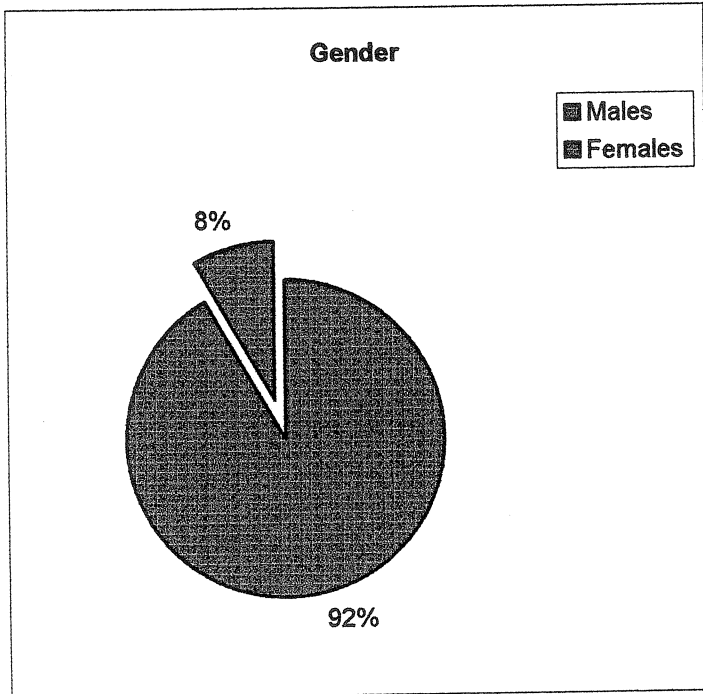
	2003							2004					
	June	July	Aug	Sep	Oct	Nov	Dec	Jan	Feb	Mar	Apr	May	June
CT Parolees Supervised in CT	1979	1988	2047	2071	2121	2179	2218	2260	2284	2336	2371	2390	2447
Out Of State Parolees Supervised in CT	188	196	194	196	202	206	205	205	210	195	203	198	196
CT Supervision Total:	2167	2184	2241	2267	2323	2385	2423	2465	2494	2531	2574	2588	2643
CT Parolees Supervised Out of State	158	163	165	176	178	179	176	183	184	188	199	198	204
Supervision Total:	2325	2347	2406	2443	2501	2564	2599	2648	2678	2719	2773	2786	2847
Parole Violators Confined	264	262	278	304	323	346	343	374	360	352	383	361	369
GRAND TOTAL	2589	2609	2684	2747	2824	2910	2942	3022	3038	3071	3156	3147	3216



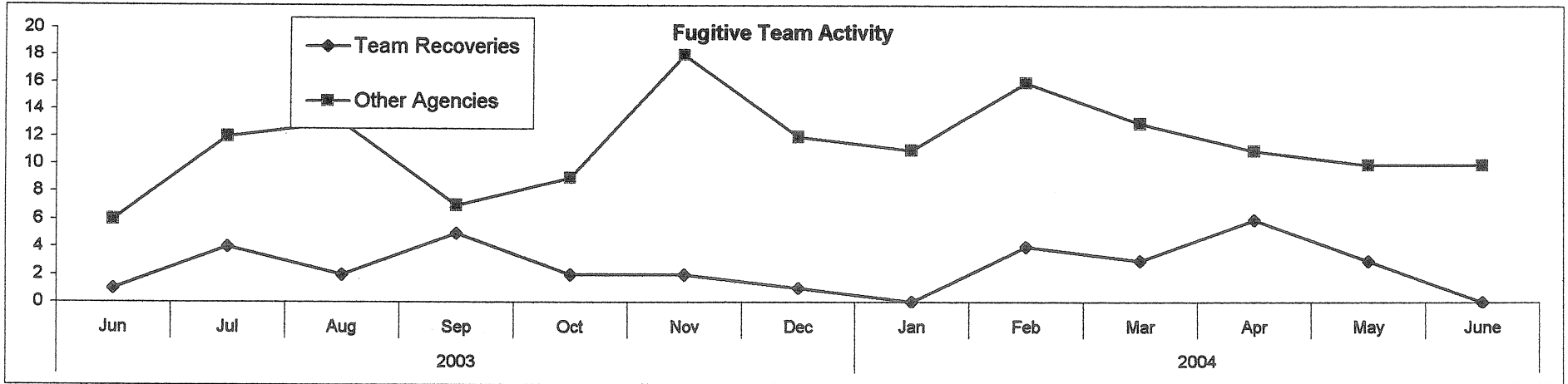
Connecticut Board of Parole Parole Supervision Caseload June 30, 2004



**Connecticut Board of Parole
Parole Supervision Caseload
June 30, 2004**



Connecticut Board of Parole Parole Supervision Caseload June 30, 2004



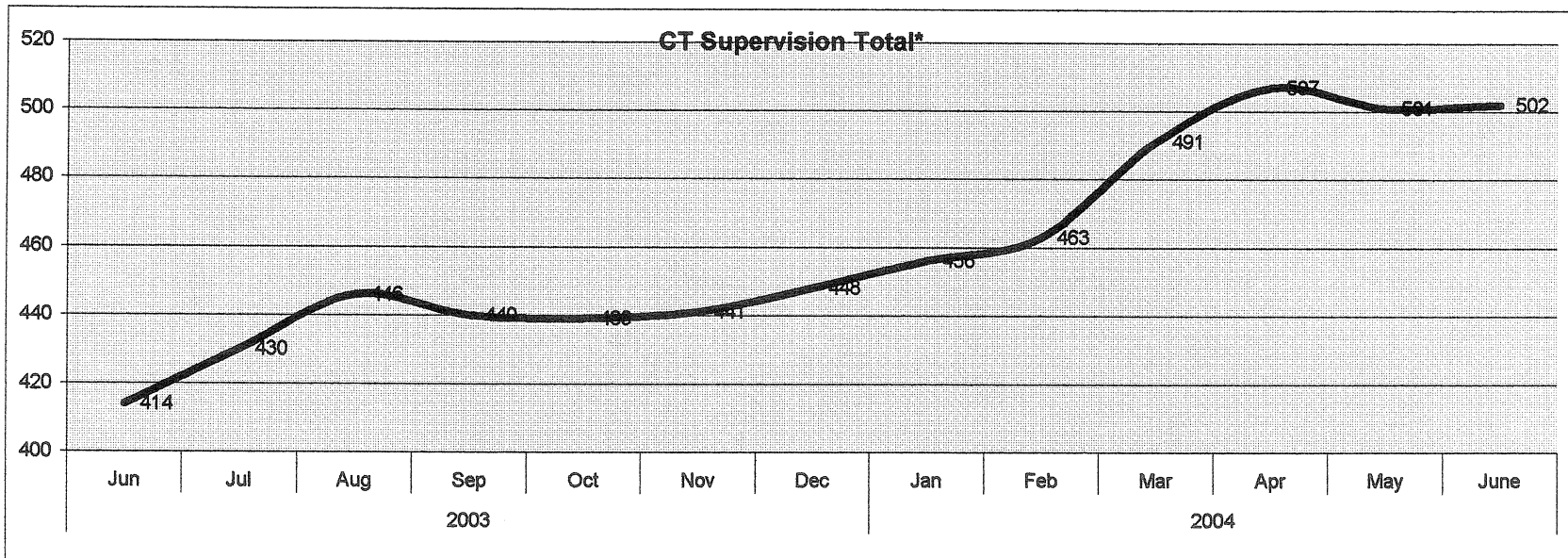
**Connecticut Board of Parole
Parole Supervision Caseload
June 30, 2004**

	2003						2004						
	June	July	Aug	Sep	Oct	Nov	Dec	Jan	Feb	Mar	Apr	May	June
Number of Parolees Employed:	1776	1799	1767	1850	1843	1882	1925	1941	1936	1958	1957	2052	2120
Parolees Unemployable:	213	214	290	258	275	274	239	254	252	294	284	272	287
Proportion Employed:	91%	91%	91%	92%	90%	89%	88%	88%	86%	88%	85%	89%	90%
Number Active in Parole Works:	174	164	180	156	200	222	255	264	285	267	251	256	225
# Community Service Hours:	766	498	1217	1357	1510	1794	973	1986	280	564	280	417	292

Parole Supervision Caseload June 30, 2004

Bridgeport District Office Supervision Caseload

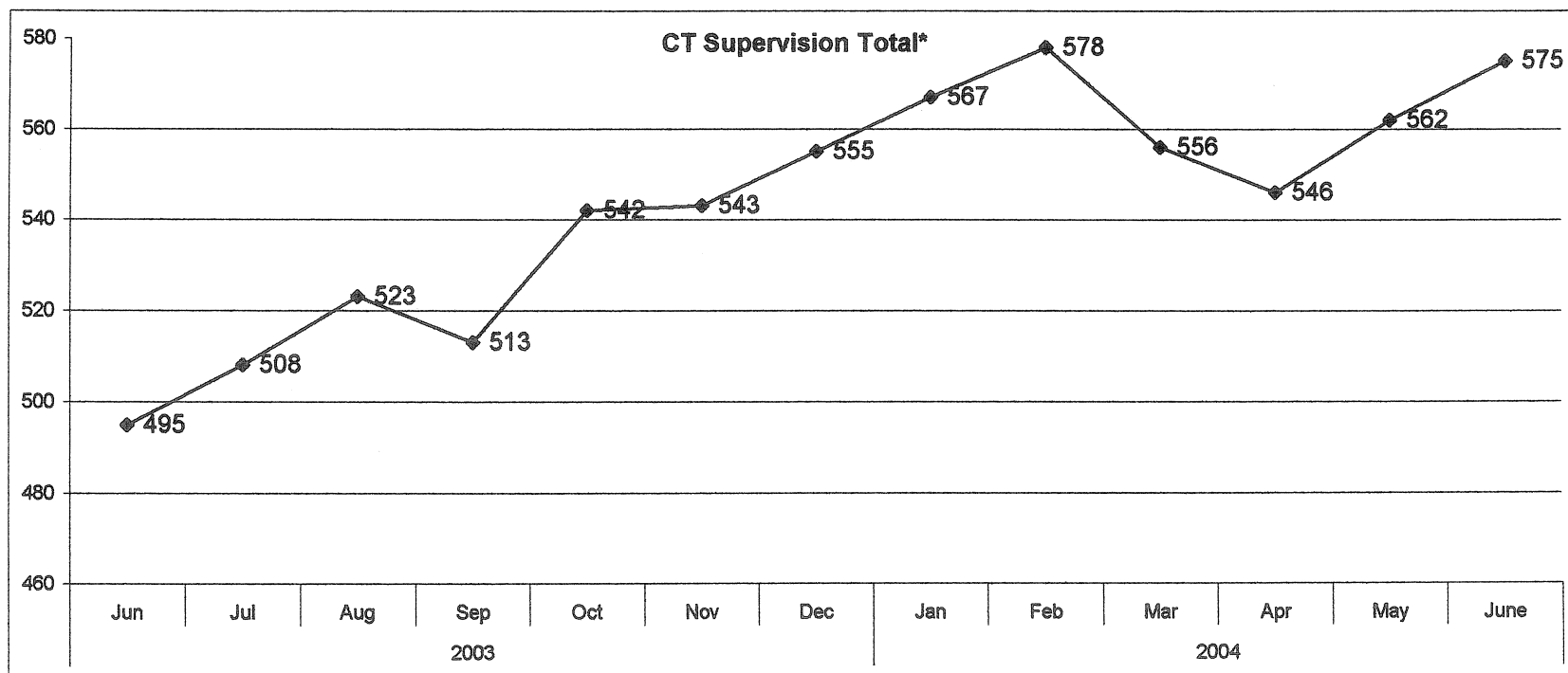
	2003						2004						
	Jun	Jul	Aug	Sep	Oct	Nov	Dec	Jan	Feb	Mar	Apr	May	June
CT Parolees Supervised in CT	379	393	411	405	403	407	413	422	430	456	470	466	466
Out Of State Parolees Supervised in CT	35	37	35	35	36	34	35	34	33	35	37	35	36
CT Supervision Total:	414	430	446	440	439	441	448	456	463	491	507	501	502
Parole Violators Confined	46	36	55	53	54	70	71	73	70	64	56	56	61
GRAND TOTAL	460	466	501	493	493	511	519	529	533	555	563	557	563



Parole Supervision Caseload June 30, 2004

Hartford District Office Supervision Caseload

	2003						2004						
	Jun	Jul	Aug	Sep	Oct	Nov	Dec	Jan	Feb	Mar	Apr	May	June
CT Parolees Supervised in CT	441	453	469	460	488	487	499	507	516	503	487	502	519
Out Of State Parolees Supervised in CT	54	55	54	53	54	56	56	60	62	53	59	60	56
CT Supervision Total:	495	508	523	513	542	543	555	567	578	556	546	562	575
Parole Violators Confined	79	77	66	74	78	94	92	102	106	91	116	117	112
GRAND TOTAL	574	585	589	587	620	637	647	669	684	647	662	679	687

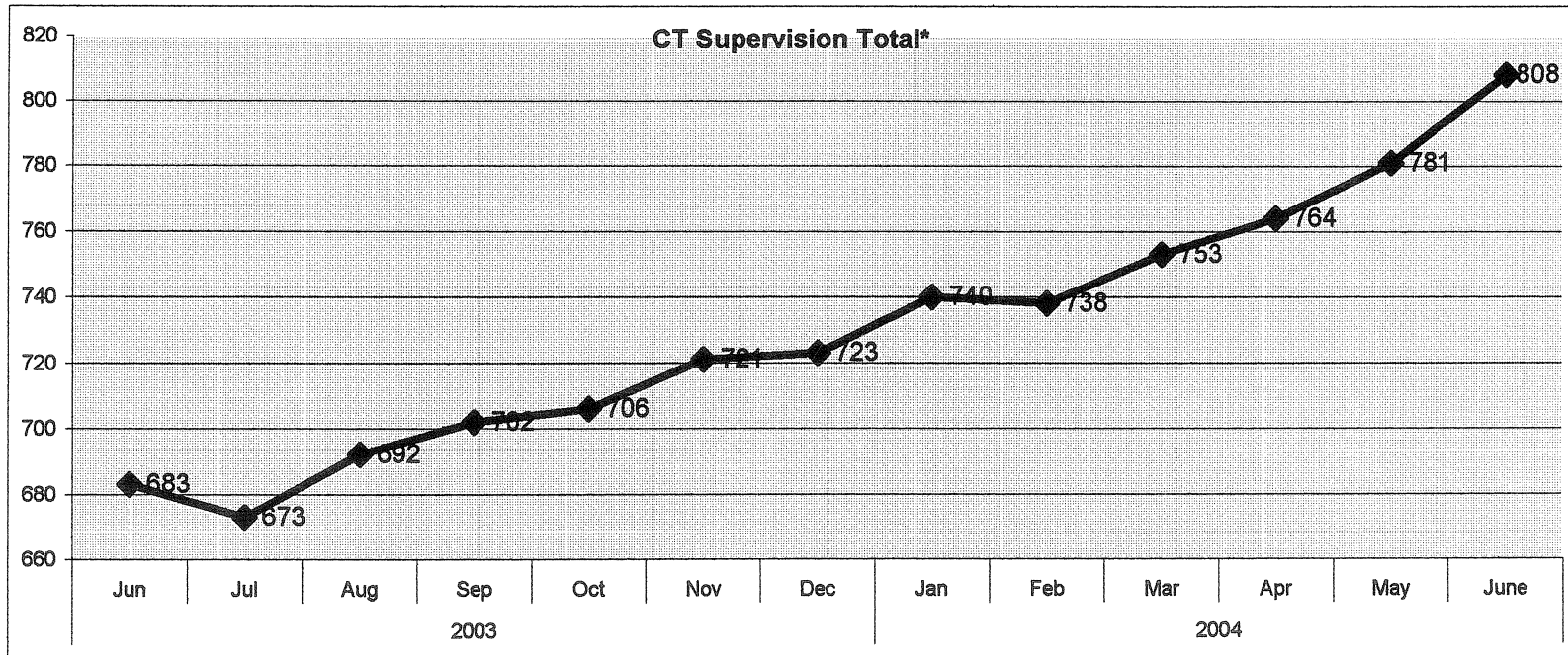


Parole Supervision Caseload

June 30, 2004

New Haven District Office Supervision Caseload

	2003							2004					
	Jun	Jul	Aug	Sep	Oct	Nov	Dec	Jan	Feb	Mar	Apr	May	June
CT Parolees Supervised in CT	630	617	635	643	647	662	664	682	678	702	712	728	753
Out Of State Parolees Supervised in CT	53	56	57	59	59	59	59	58	60	51	52	53	55
CT Supervision Total:	683	673	692	702	706	721	723	740	738	753	764	781	808
Parole Violators Confined	67	69	70	78	91	103	102	101	107	97	105	119	107
GRAND TOTAL	750	742	762	780	797	824	825	841	845	850	869	900	915

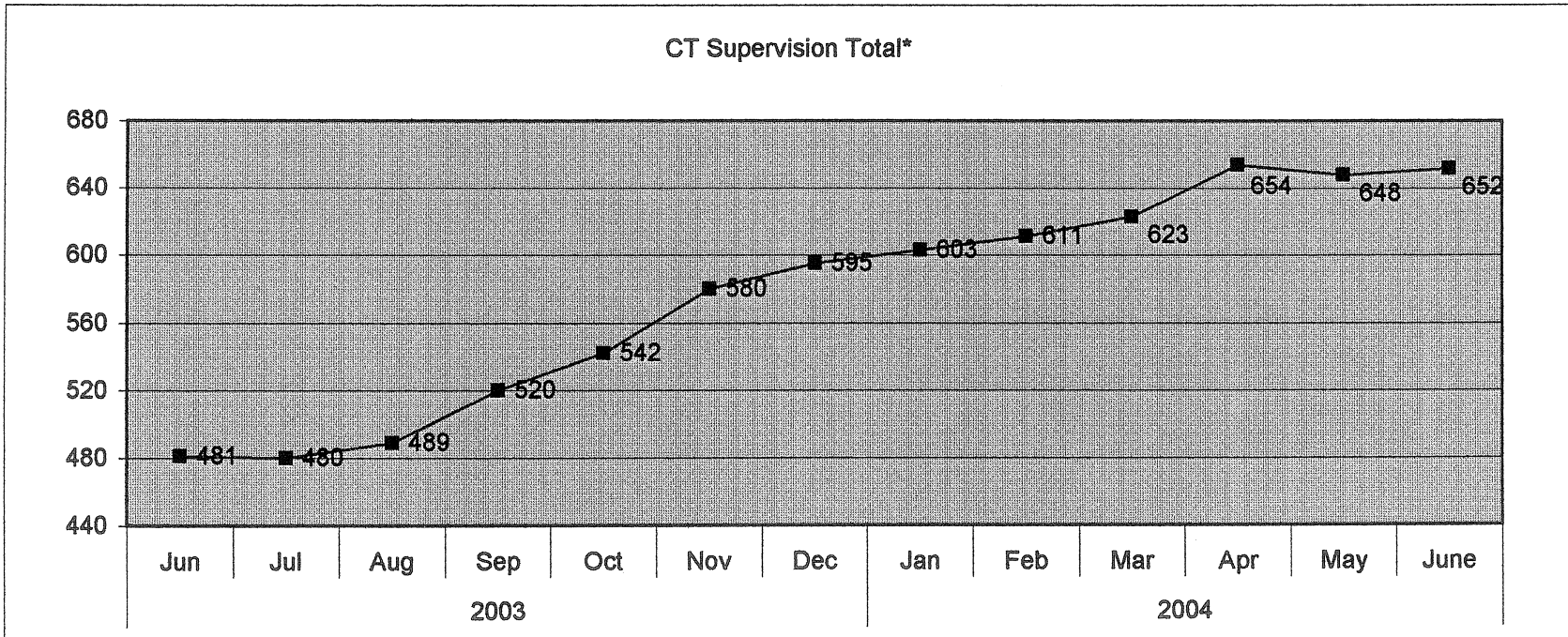


Parole Supervision Caseload

June 30, 2004

Waterbury Caseload

	2003						2004						
	Jun	Jul	Aug	Sep	Oct	Nov	Dec	Jan	Feb	Mar	Apr	May	June
CT Parolees Supervised in CT	445	443	452	482	501	536	553	562	568	581	611	609	611
Out Of State Parolees Supervised in CT	36	37	37	38	41	44	42	41	43	42	43	39	41
CT Supervision Total:	481	480	489	520	542	580	595	603	611	623	654	648	652
Parole Violators Confined	52	63	61	65	67	59	61	73	69	74	75	60	75
GRAND TOTAL	533	543	550	585	609	639	656	676	680	697	729	708	727

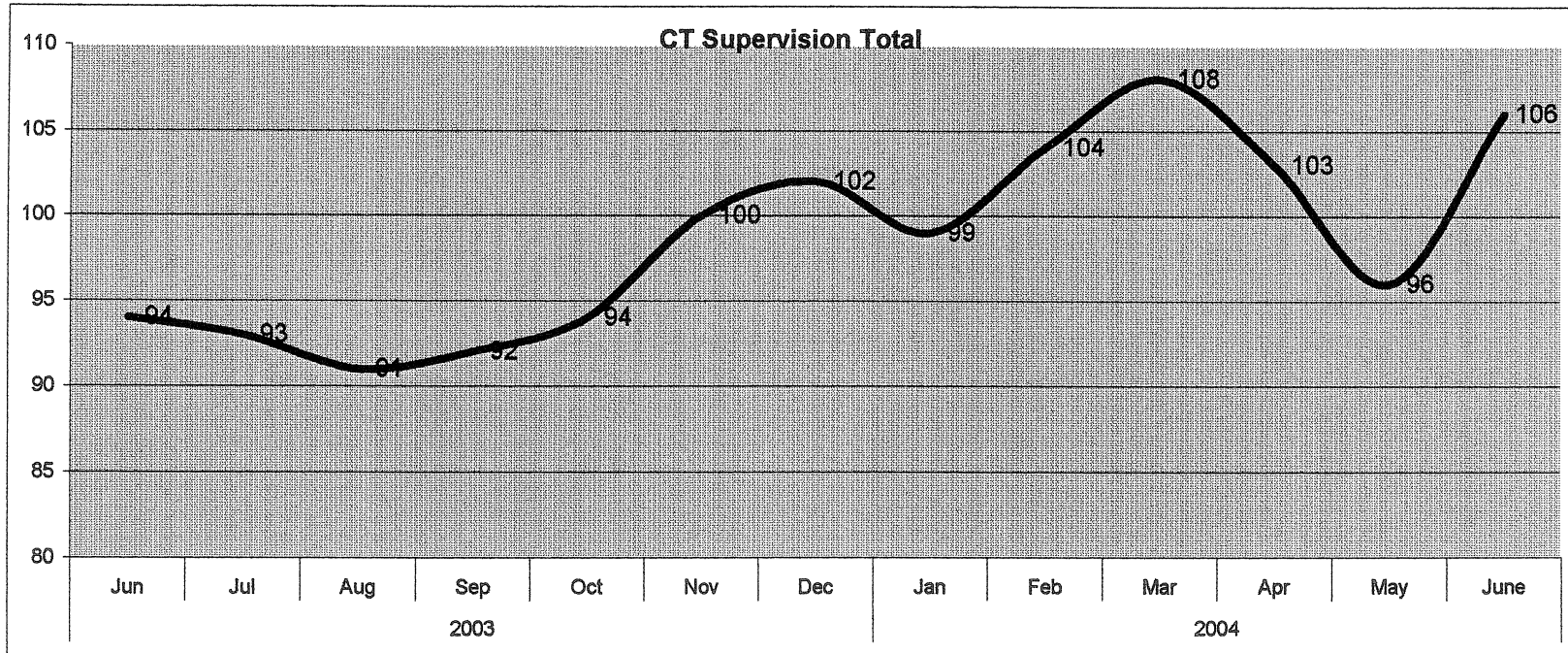


Parole Supervision Caseload

June 30, 2004

Special Management Supervision Caseload

	2003						2004						
	Jun	Jul	Aug	Sep	Oct	Nov	Dec	Jan	Feb	Mar	Apr	May	June
CT Parolees Supervised in CT	84	82	80	81	82	87	89	87	92	94	91	85	98
Out Of State Parolees Supervised in CT	10	11	11	11	12	13	13	12	12	14	12	11	8
CT Supervision Total:	94	93	91	92	94	100	102	99	104	108	103	96	106
Parole Violators Confined	18	16	18	21	21	21	18	19	18	18	17	21	23
GRAND TOTAL	112	109	109	113	115	121	120	118	122	126	120	117	129



Violation Reports

June 1, 2004 - June 30, 2004

<i>Office</i>	<i>Parole Officer</i>	<i>Absconder</i>	<i>Criminal</i>	<i>Technical</i>	<i>Total</i>
<i>Bridgeport</i>					
	Barry	1	1	1	3
	Emielita			1	1
	Greene	2	4	1	7
	Holmes		1		1
	Johnson		1		1
	O'Reilly	1	4		5
	Tomaszewski		1		1
	Office Total	4	12	3	19
<i>Hartford</i>					
	Anderson	2	2		4
	Banas		3		3
	Casanova		1	1	2
	Edwards		1		1
	Hill		1		1
	Mills			1	1
	Szydlo		2	2	4
	Office Total	2	10	4	16
<i>New Haven</i>					
	DeLucia		2		2
	Duca		1		1
	Griffin		3		3
	Hogan		1		1
	Kelly		2	2	4
	Runlett	1	1	1	3
	Sprawling		2		2
	Office Total	1	12	3	16
<i>Special Management</i>					
	Fleming			1	1

Wednesday, July 14, 2004

<i>Office</i>	<i>Parole Officer</i>	<i>Absconder</i>	<i>Criminal</i>	<i>Technical</i>	<i>Total</i>
	Noto			2	2
	Reichard		2	3	5
	Office Total		2	6	8
<i>Waterbury</i>					
	Defeo		2		2
	Fernandes		1	3	4
	Lawlor	1	2	1	4
	McCown		2		2
	Romano	1	3		4
	Wood		2		2
	Office Total	2	12	4	18
<i>Grand Total</i>		9	48	20	77

** Source: Hearings Division Warrant Requests and Interstate Reports*