


STATE OF CONNECTICUT

Connecticut Parole and Community Services

**Monthly Report**



**MAY 2004**  
*(MAY 2003 to MAY 2004)*

Prepared by  
*Jerry Stowell*

FOR  
BOARD OF PARDONS & PAROLES (BOPP)  
AND  
DEPARTMENT OF CORRECTION (DOC)  
Parole and Community Services Division

**Correctional Population and Parole Eligibility  
May 31, 2004**

<b>Confined Population</b>	<b>17,892</b>		
(Unsentenced and Special Inmates)	(4,188)	Balance	13,704
(Sentences 2 Years & Less, Cuscom, New Admits)	(4,182)	Balance	9,522
(Parole Ineligible, crime committed)	(685)	Balance	8,837
(SRG Classification)	(240)	Balance	8,597
(Wright Decision Cases)	(365)	Balance	8,232
(Level 5 Classification)	(53)	Balance	8,179
(Chronic Disciplinary Unit Classification)	(46)		
<b>Population Eligible for Parole Consideration</b>	<b>8,133</b>		

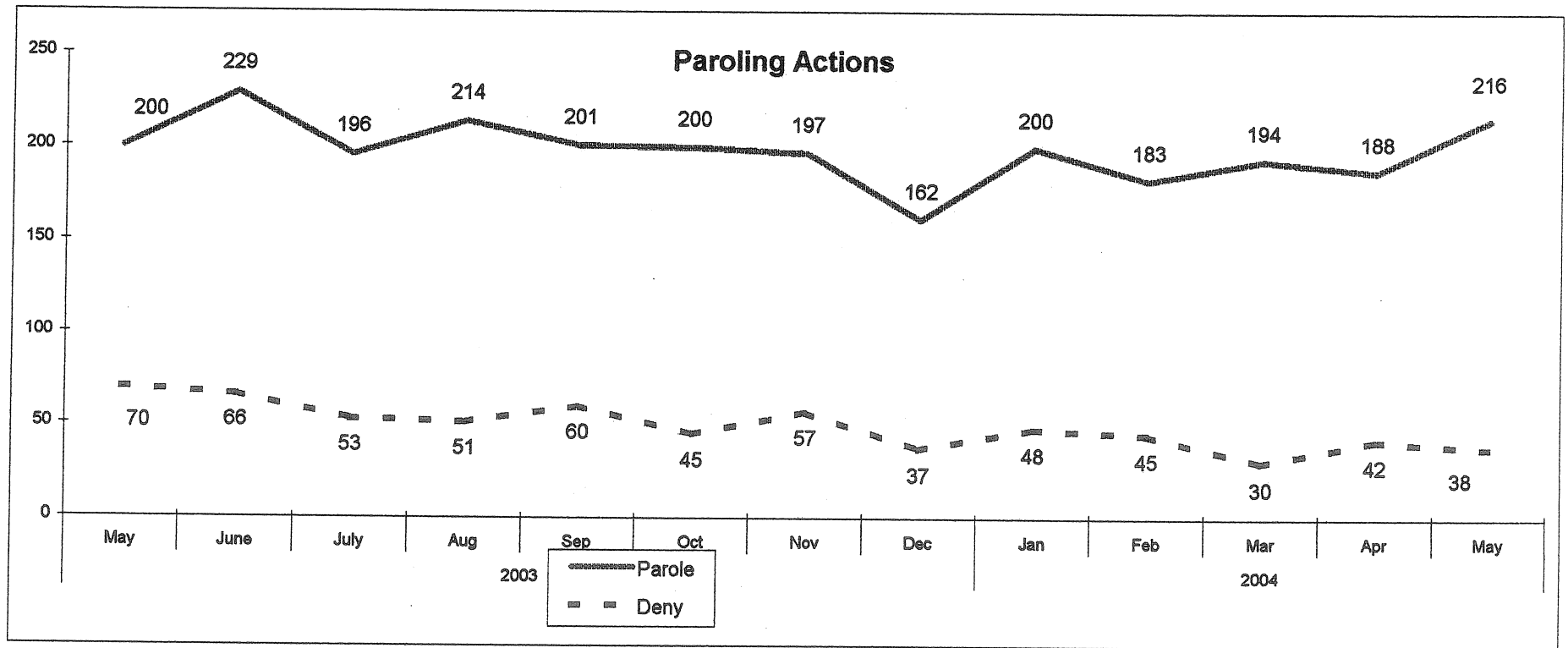
**Correctional Population and Parole Eligibility  
May 31, 2004**

<b>Confined Population</b>	<b>17,892</b>		
(Unsentenced and Special Inmates)	(4,188)	Balance	13,704
(Sentences 2 Years & Less, Cuscom, New Admits)	(4,182)	Balance	9,522
(Parole Ineligible, crime committed)	(685)	Balance	8,837
(SRG Classification)	(240)	Balance	8,597
(Wright Decision Cases)	(365)	Balance	8,232
(Level 5 Classification)	(53)	Balance	8,179
(Chronic Disciplinary Unit Classification)	(46)		
<b>Population Eligible for Parole Consideration</b>	<b>8,133</b>		

**Connecticut Board of Parole  
Hearings Division Monthly Statistics  
May 31, 2004**

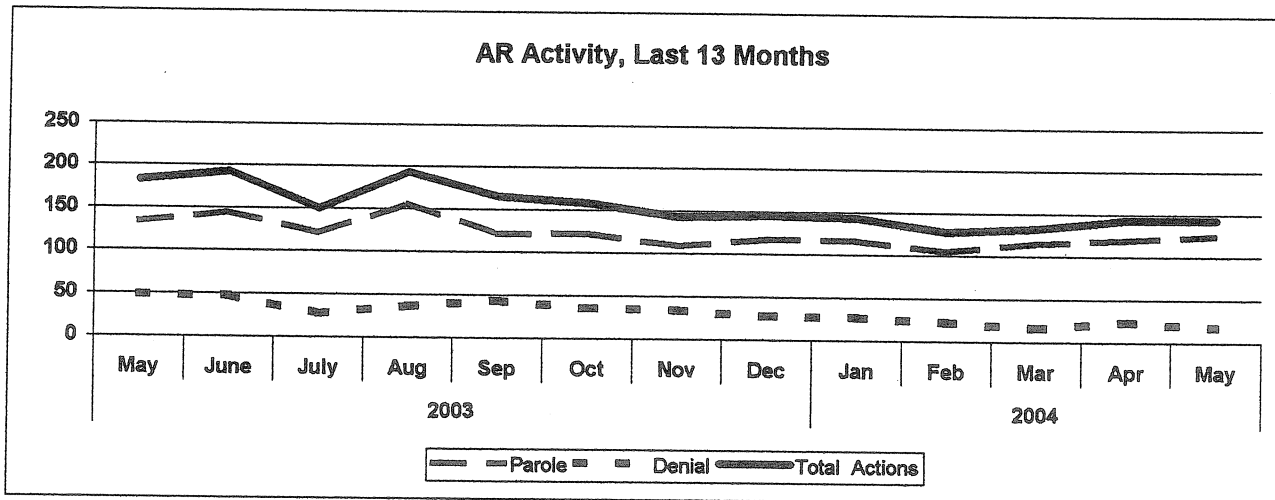
	2003						2004						12 Mo.	
	May	June	July	Aug	Sep	Oct	Nov	Dec	Jan	Feb	Mar	Apr	May	Totals
<b>Full Panel Actions</b>														
Parole	67	85	75	58	80	78	88	45	84	78	79	69	91	910
Deny	21	18	26	14	16	9	23	9	21	22	13	18	20	209
Medical Parole	0	0	0	0	0	0	0	0	0	0	0	0	0	0
Revoke	29	24	40	31	32	17	34	32	46	56	41	55	32	440
Revoke & Reparole	24	17	16	28	25	20	33	36	44	52	65	42	44	422
Rescind	6	3	3	3	4	2	11	1	7	9	1	2	4	50
Rescind & Reparole	1	6	10	5	9	17	15	4	11	7	8	14	10	116
Early Parole Discharge	0	0	0	0	0	0	0	0	0	0	0	0	0	0
<b>Total Full Panel Actions</b>	148	153	170	139	166	143	204	127	213	224	207	200	201	2147
<b>Administrative Review Actions</b>														
Parole	133	144	121	156	121	122	109	117	116	105	115	119	125	1470
Deny	49	48	27	37	44	36	34	28	27	23	17	24	18	363
<b>Total Admin. Review Actions</b>	182	192	148	193	165	158	143	145	143	128	132	143	143	1833
<b>Staff Actions</b>														
Case Review	51	30	19	26	35	37	23	15	20	30	13	17	16	281
Review & Reschedule	247	181	169	201	284	148	208	223	250	226	236	115	250	2491
Close Interest	55	59	12	89	82	46	35	52	70	66	56	15	105	687
<b>Total Actions</b>	683	615	518	648	732	532	613	562	696	674	644	490	715	7439
<b>Total Hearing Dates</b>	18	17	21	16	21	18	21	19	19	20	20	20	17	229
<b>Parole Grant Rate</b>														
Full Panels	76%	83%	74%	81%	83%	90%	79%	83%	80%	78%	86%	79%	82%	81%
Administrative Reviews	73%	75%	82%	81%	73%	77%	76%	81%	81%	82%	87%	83%	87%	80%

**Connecticut Board of Parole  
Hearings Division Monthly Statistics  
May 31, 2004**



**Connecticut Board of Parole  
Hearings Division Monthly Statistics  
Administrative Reviews  
May 31, 2004**

	2003					2004								
	May	June	July	Aug	Sep	Oct	Nov	Dec	Jan	Feb	Mar	Apr	May	
<b>Parole</b>	133	144	121	156	121	122	109	117	116	105	115	119	125	
<b>Denial</b>	49	48	27	37	44	36	34	28	27	23	17	24	18	
<b>Medical Parole</b>	1	0	0	2	0	0	0	0	0	0	0	0	0	
<b>Total Actions</b>	182	192	150	193	165	158	143	145	143	128	132	143	143	



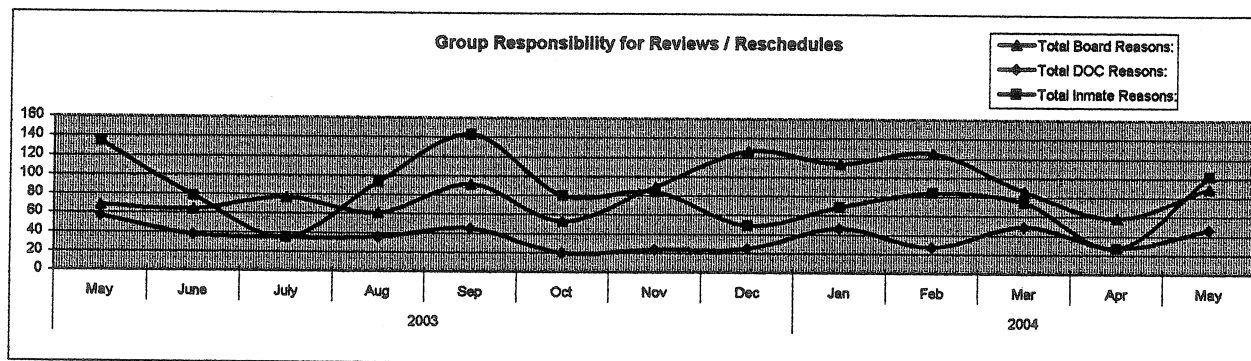
**Connecticut Board of Parole  
Hearings Division Monthly Statistics  
Current Location  
May 31, 2004  
Persons Granted Parole via Administrative Reviews**

**Granting Month**

Location	2003					2004									12 mo. Total
	May	June	July	Aug	Sep	Oct	Nov	Dec	Jan	Feb	Mar	Apr	May		
CT Parole Supervision	6	8	6	9	0	5	23	4	3	3	7	4	4	76	
Out-of State Parole Supervision	0	0	0	0	0	0	0	0	0	0	0	0	0	0	
Abscond from Parole	0	0	0	0	0	0	0	0	0	0	0	0	0	0	
Halfway House	2	5	2	2	5	4	3	3	3	3	6	7	11	54	
Confined in CT, to be Released	115	130	115	136	111	109	83	106	109	96	101	102	110	1308	
Confined, Out of State	0	0	0	0	0	0	0	0	0	0	0	0	0	0	
Furlough	0	0	0	0	0	0	0	0	0	0	0	0	0	0	
Escaped, Prior to Release	0	0	0	0	0	0	0	0	0	0	0	0	0	0	
Reconfined	0	0	0	0	0	0	0	0	0	0	0	0	0	0	
TS	0	0	0	0	0	0	0	0	0	0	0	0	0	0	
Discharged	3	1	0	1	2	2	0	0	0	0	1	0	0	7	
Virginia	7	0	0	8	3	2	0	2	0	3	0	5	0	23	
Medical Hospital	0	0	0	0	0	0	0	1	1	0	0	1	0	3	
<b>Total</b>	<b>133</b>	<b>144</b>	<b>123</b>	<b>156</b>	<b>121</b>	<b>122</b>	<b>109</b>	<b>116</b>	<b>116</b>	<b>105</b>	<b>115</b>	<b>119</b>	<b>125</b>	<b>1471</b>	

**Connecticut Board of Parole  
Types of Review and Rescheduling Activities  
May 2004**

	2003					2004								
	May	June	July	Aug	Sep	Oct	Nov	Dec	Jan	Feb	Mar	Apr	May	
<b><u>Inmate-Related Reasons:</u></b>														
<b><u>Regular Hearings</u></b>														
In Seg/Punitive Seg	3	1	3	1	9	3	4	3	2	0	4	1	3	
Inmate's Request	0	0	0	1	1	0	1	2	3	2	1	1	0	
Pending Charges	23	16	5	21	45	15	11	12	16	14	19	0	27	
Pending DR	0	0	0	0	0	0	0	0	0	0	0	0	0	
SRG Affiliation	40	13	2	19	19	6	14	6	8	20	12	1	26	
Pending Waiver	0	0	0	0	0	0	0	0	0	0	0	0	0	
85% Status	15	14	1	20	33	18	28	10	16	17	23	5	21	
Case Review	51	30	19	26	35	37	23	15	20	30	13	17	16	
<b><u>Revocation Hearings:</u></b>														
Attorney	0	1	3	0	0	0	0	1	0	0	0	0	3	
Pending Charges	2	3	2	5	1	1	3	0	4	1	2	2	6	
<b>Total Inmate Reasons:</b>	<b>134</b>	<b>78</b>	<b>35</b>	<b>93</b>	<b>143</b>	<b>80</b>	<b>84</b>	<b>49</b>	<b>69</b>	<b>84</b>	<b>74</b>	<b>27</b>	<b>102</b>	
<b><u>DOC-Related Reasons</u></b>														
<b><u>Regular Hearings</u></b>														
Transportation	40	32	26	27	28	17	15	13	37	16	35	19	30	
Awaiting MH Evaluation	17	6	9	9	17	3	9	12	9	11	14	8	16	
<b>Total DOC Reasons:</b>	<b>57</b>	<b>38</b>	<b>35</b>	<b>36</b>	<b>45</b>	<b>20</b>	<b>24</b>	<b>25</b>	<b>46</b>	<b>27</b>	<b>49</b>	<b>27</b>	<b>46</b>	
<b><u>Board-Related Reasons</u></b>														
<b><u>Regular Hearings</u></b>														
Additional Info	13	20	38	16	24	17	17	36	30	25	30	28	21	
Additional Offense Info	17	21	17	9	16	17	7	14	18	12	17	15	18	
Hearing Cancelled	21	2	17	19	7	0	45	57	36	68	18	9	12	
Ineligible-PE date	0	0	0	1	1	0	1	2	3	2	1	1	0	
No Parole Package	0	0	0	0	0	0	0	0	0	0	0	0	0	
Awaiting Sex Offender Eval	0	0	0	0	0	0	0	0	0	0	0	0	0	
Other	17	21	5	16	43	19	19	17	27	18	20	5	38	
<b>Total Board Reasons:</b>	<b>68</b>	<b>64</b>	<b>77</b>	<b>61</b>	<b>91</b>	<b>53</b>	<b>89</b>	<b>126</b>	<b>114</b>	<b>125</b>	<b>86</b>	<b>58</b>	<b>89</b>	
<b>All Reasons:</b>	<b>259</b>	<b>180</b>	<b>147</b>	<b>190</b>	<b>279</b>	<b>163</b>	<b>197</b>	<b>200</b>	<b>229</b>	<b>236</b>	<b>209</b>	<b>112</b>	<b>237</b>	



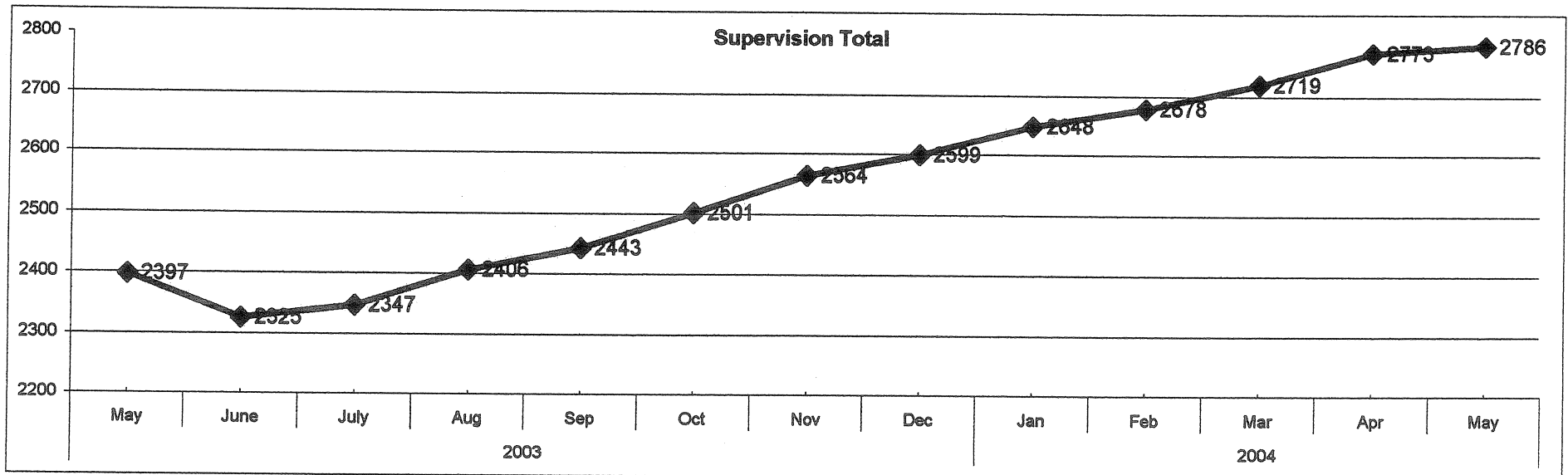


**Parole Granting Rate  
June 2003 - May 2004**

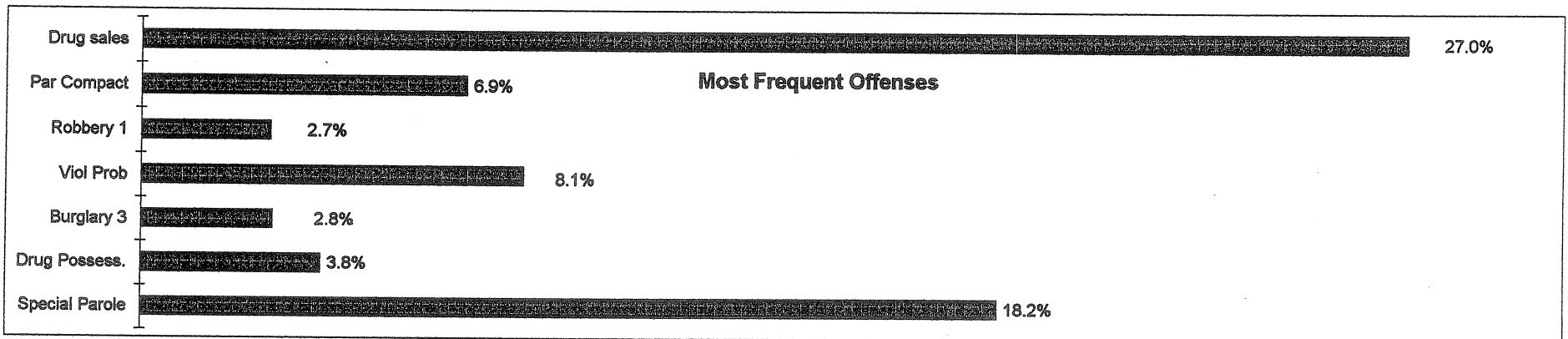
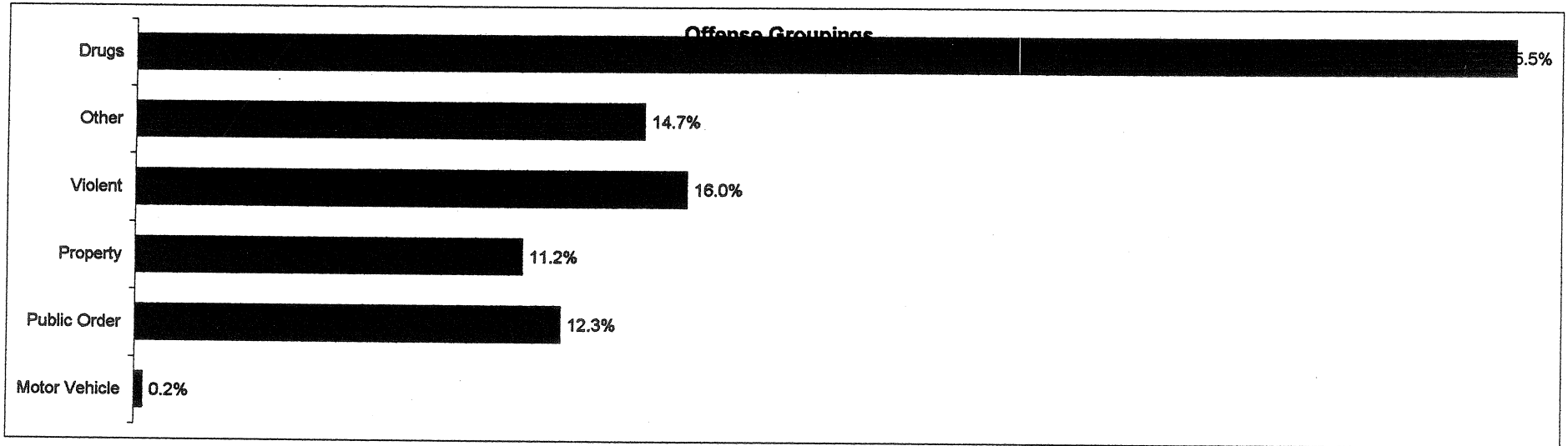
	<b>Full Panel Hearings</b>	<b>Administrative Reviews</b>
<b>June</b>	83%	75%
<b>July</b>	75%	74%
<b>August</b>	81%	81%
<b>September</b>	83%	73%
<b>October</b>	90%	77%
<b>November</b>	79%	76%
<b>December</b>	83%	81%
<b>January</b>	81%	81%
<b>February</b>	78%	82%
<b>March</b>	86%	87%
<b>April</b>	79%	83%
<b>May</b>	82%	87%
<b>Average:</b>	82%	80%

## Connecticut Board of Parole Parole Supervision Caseload May 31, 2004

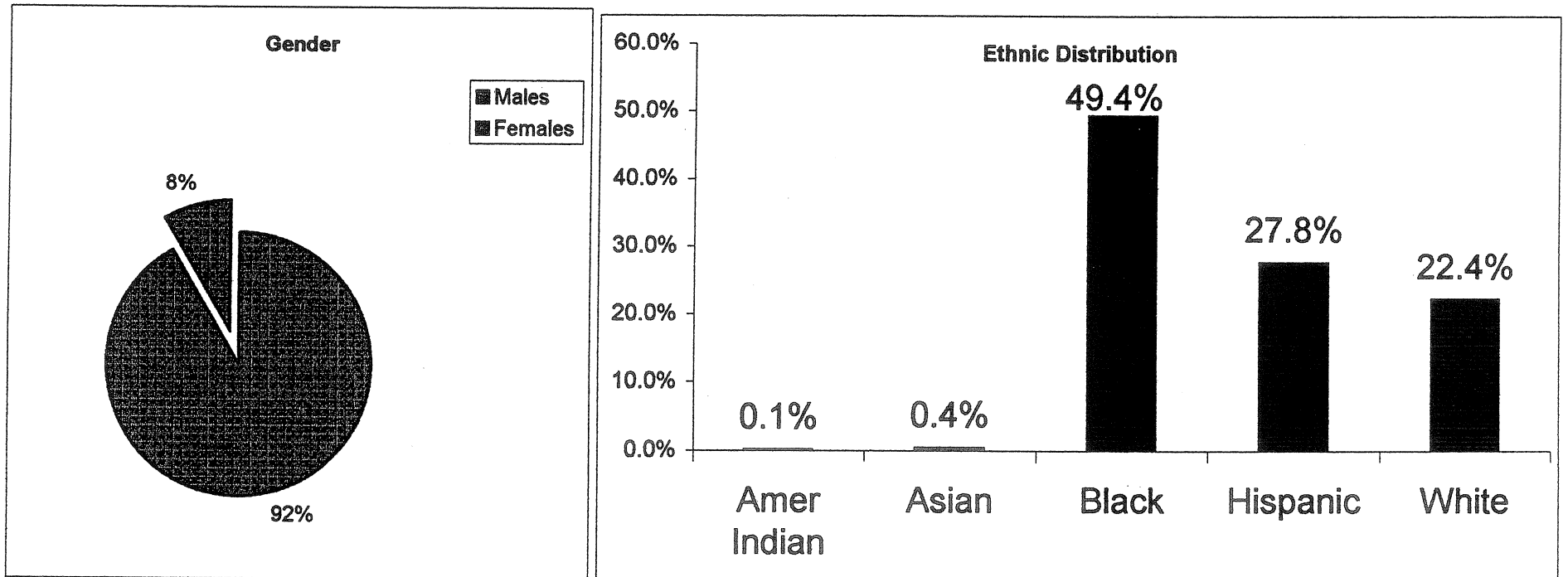
	2003							2004					
	May	June	July	Aug	Sep	Oct	Nov	Dec	Jan	Feb	Mar	Apr	May
CT Parolees Supervised in CT	2046	1979	1988	2047	2071	2121	2179	2218	2260	2284	2336	2371	2390
Out Of State Parolees Supervised in CT	200	188	196	194	196	202	206	205	205	210	195	203	198
<b>CT Supervision Total:</b>	<b>2246</b>	<b>2167</b>	<b>2184</b>	<b>2241</b>	<b>2267</b>	<b>2323</b>	<b>2385</b>	<b>2423</b>	<b>2465</b>	<b>2494</b>	<b>2531</b>	<b>2574</b>	<b>2588</b>
CT Parolees Supervised Out of State	151	158	163	165	176	178	179	176	183	184	188	199	198
<b>Supervision Total:</b>	<b>2397</b>	<b>2325</b>	<b>2347</b>	<b>2406</b>	<b>2443</b>	<b>2501</b>	<b>2564</b>	<b>2599</b>	<b>2648</b>	<b>2678</b>	<b>2719</b>	<b>2773</b>	<b>2786</b>
Parole Violators Confined	255	264	262	278	304	323	346	343	374	360	352	383	361
<b>GRAND TOTAL</b>	<b>2652</b>	<b>2589</b>	<b>2609</b>	<b>2684</b>	<b>2747</b>	<b>2824</b>	<b>2910</b>	<b>2942</b>	<b>3022</b>	<b>3038</b>	<b>3071</b>	<b>3156</b>	<b>3147</b>



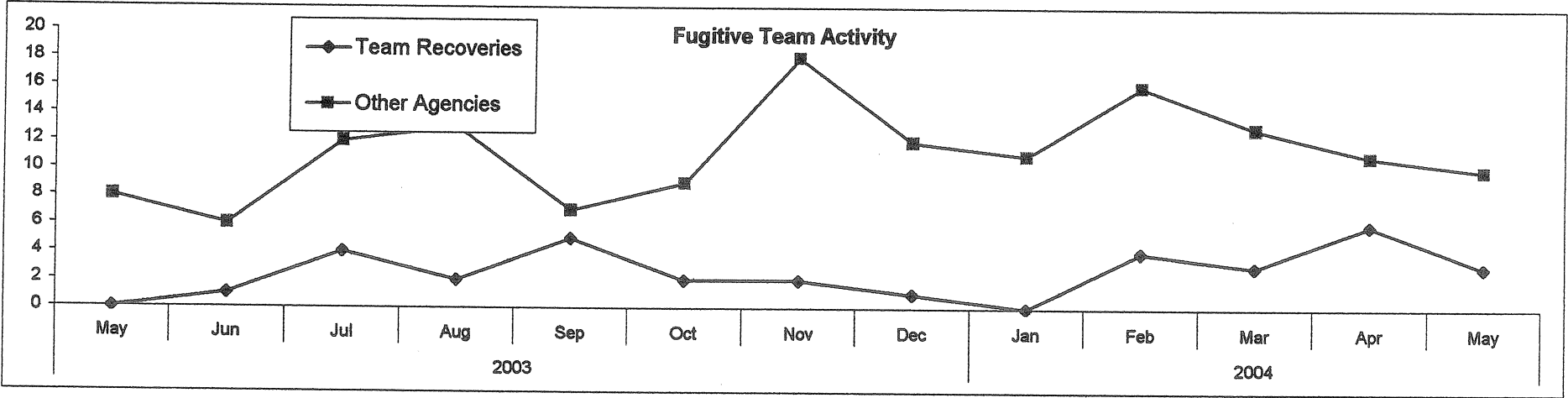
# Connecticut Board of Parole Parole Supervision Caseload May 31, 2004



**Connecticut Board of Parole  
Parole Supervision Caseload  
May 31, 2004**



**Connecticut Board of Parole  
Parole Supervision Caseload  
May 31, 2004**



**Connecticut Board of Parole  
Parole Supervision Caseload  
May 31, 2004**

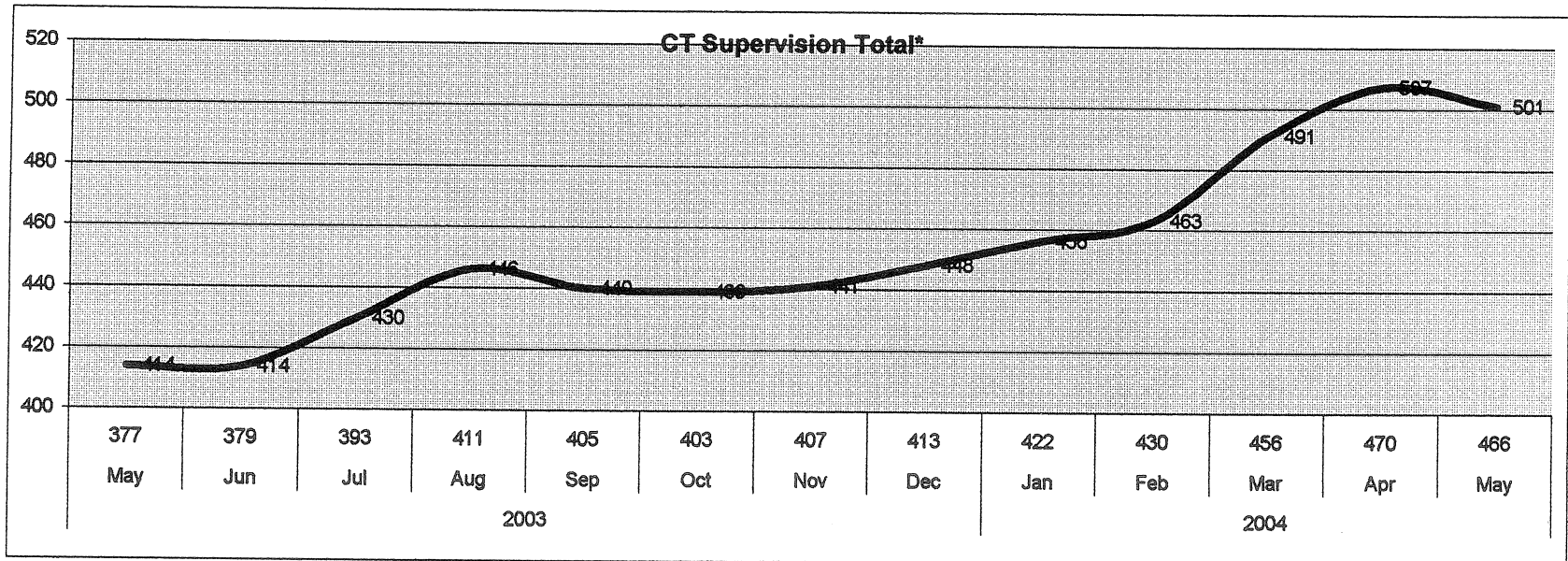
	May	2003							2004				
		June	July	Aug	Sep	Oct	Nov	Dec	Jan	Feb	Mar	Apr	May
<b>Number of Parolees Employed:</b>	1750	1776	1799	1767	1850	1843	1882	1925	1941	1936	1958	1957	2052
<b>Parolees Unemployable:</b>	224	213	214	290	258	275	274	239	254	252	294	284	272
<b>Proportion Employed:</b>	87%	91%	91%	91%	92%	90%	89%	88%	88%	86%	88%	85%	89%
<b>Number Active in Parole Works:</b>	202	174	164	180	156	200	222	255	264	285	267	251	256
<b># Community Service Hours:</b>	1790	766	498	1217	1357	1510	1794	973	1986	280	564	280	417

# Parole Supervision Caseload

## May 31, 2004

### Bridgeport District Office Supervision Caseload

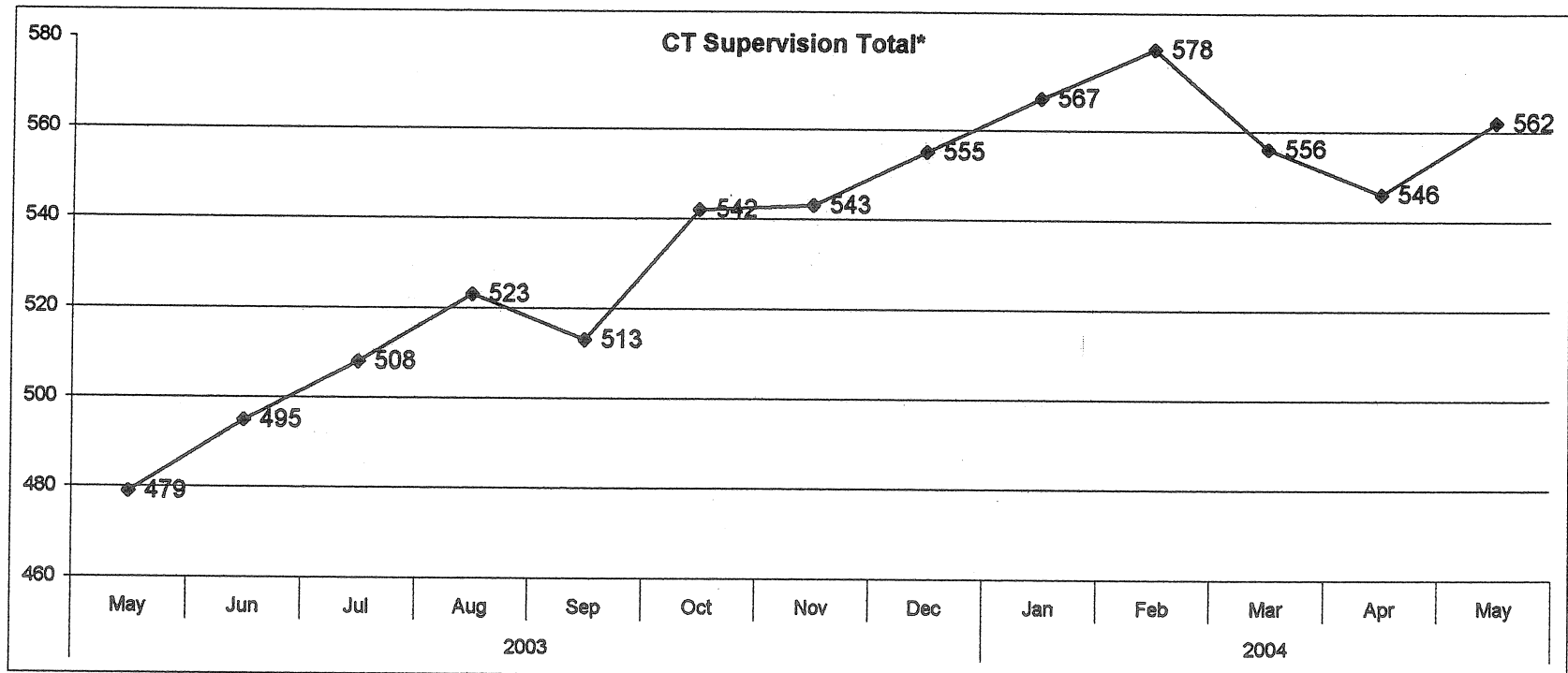
	2003												2004	
	May	Jun	Jul	Aug	Sep	Oct	Nov	Dec	Jan	Feb	Mar	Apr	May	
CT Parolees Supervised in CT	377	379	393	411	405	403	407	413	422	430	456	470	466	
Out Of State Parolees Supervised in CT	37	35	37	35	35	36	34	35	34	33	35	37	35	
<b>CT Supervision Total:</b>	<b>414</b>	<b>414</b>	<b>430</b>	<b>446</b>	<b>440</b>	<b>439</b>	<b>441</b>	<b>448</b>	<b>456</b>	<b>463</b>	<b>491</b>	<b>507</b>	<b>501</b>	
<b>Parole Violators Confined</b>	<b>40</b>	<b>46</b>	<b>36</b>	<b>55</b>	<b>53</b>	<b>54</b>	<b>70</b>	<b>71</b>	<b>73</b>	<b>70</b>	<b>64</b>	<b>56</b>	<b>56</b>	
<b>GRAND TOTAL</b>	<b>454</b>	<b>460</b>	<b>466</b>	<b>501</b>	<b>493</b>	<b>493</b>	<b>511</b>	<b>519</b>	<b>529</b>	<b>533</b>	<b>555</b>	<b>563</b>	<b>557</b>	



## Parole Supervision Caseload May 31, 2004

### Hartford District Office Supervision Caseload

	2003					2004							
	May	Jun	Jul	Aug	Sep	Oct	Nov	Dec	Jan	Feb	Mar	Apr	May
CT Parolees Supervised in CT	432	441	453	469	460	488	487	499	507	516	503	487	502
Out Of State Parolees Supervised in CT	47	54	55	54	53	54	56	56	60	62	53	59	60
<b>CT Supervision Total:</b>	<b>479</b>	<b>495</b>	<b>508</b>	<b>523</b>	<b>513</b>	<b>542</b>	<b>543</b>	<b>555</b>	<b>567</b>	<b>578</b>	<b>556</b>	<b>546</b>	<b>562</b>
Parole Violators Confined	89	79	77	66	74	78	94	92	102	106	91	116	117
<b>GRAND TOTAL</b>	<b>568</b>	<b>574</b>	<b>585</b>	<b>589</b>	<b>587</b>	<b>620</b>	<b>637</b>	<b>647</b>	<b>669</b>	<b>684</b>	<b>647</b>	<b>662</b>	<b>679</b>

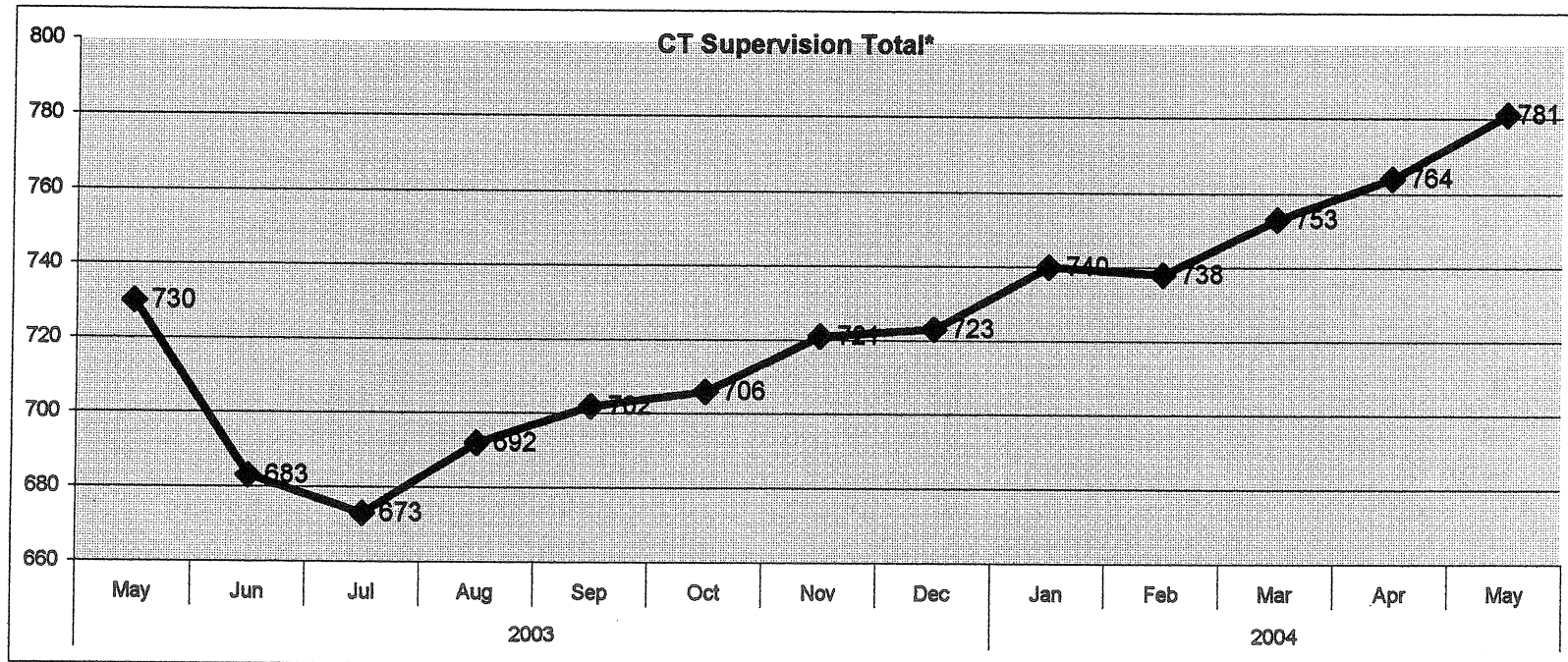




## Parole Supervision Caseload May 31, 2004

### New Haven District Office Supervision Caseload

	2003								2004				
	May	Jun	Jul	Aug	Sep	Oct	Nov	Dec	Jan	Feb	Mar	Apr	May
CT Parolees Supervised in CT	672	630	617	635	643	647	662	664	682	678	702	712	728
Out Of State Parolees Supervised in CT	58	53	56	57	59	59	59	59	58	60	51	52	53
<b>CT Supervision Total:</b>	<b>730</b>	<b>683</b>	<b>673</b>	<b>692</b>	<b>702</b>	<b>706</b>	<b>721</b>	<b>723</b>	<b>740</b>	<b>738</b>	<b>753</b>	<b>764</b>	<b>781</b>
 Parole Violators Confined	 75	 67	 69	 70	 78	 91	 103	 102	 101	 107	 97	 105	 119
<b>GRAND TOTAL</b>	<b>805</b>	<b>750</b>	<b>742</b>	<b>762</b>	<b>780</b>	<b>797</b>	<b>824</b>	<b>825</b>	<b>841</b>	<b>845</b>	<b>850</b>	<b>869</b>	<b>900</b>

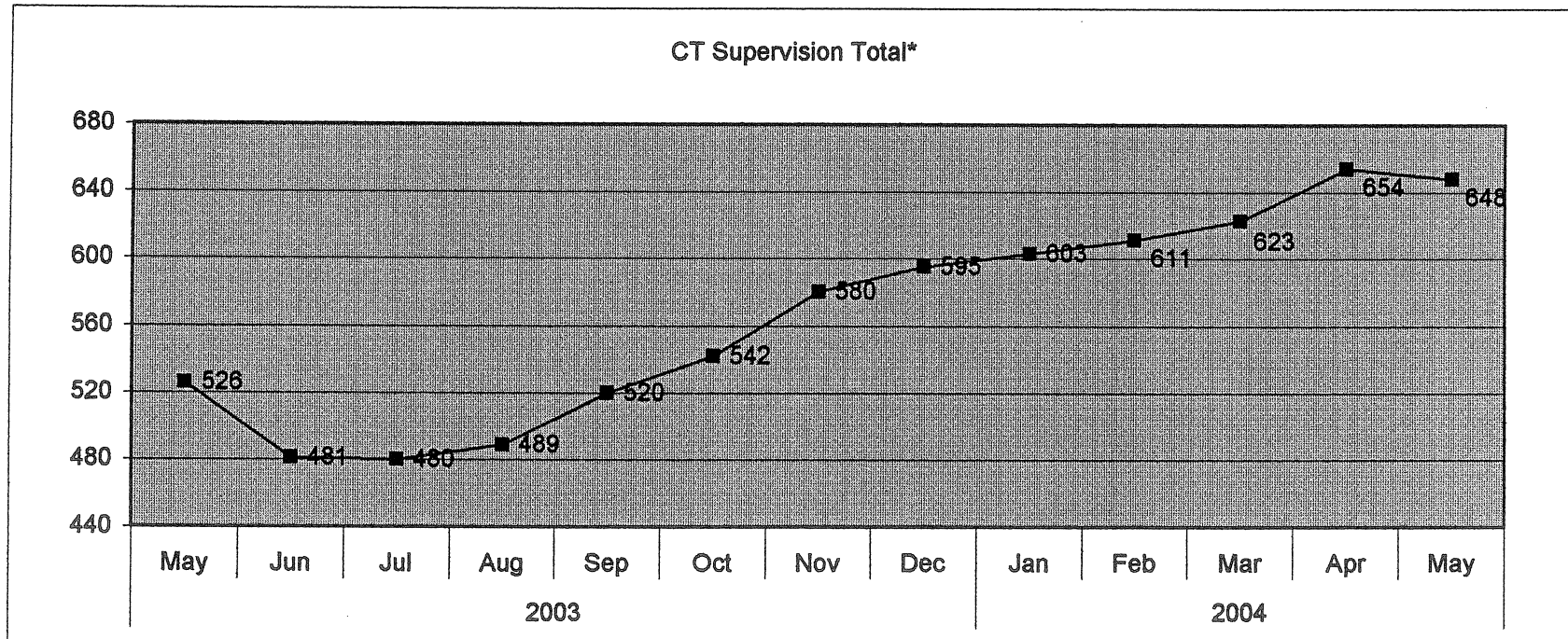


# Parole Supervision Caseload

## May 31, 2004

### Waterbury Caseload

	2003								2004				
	May	Jun	Jul	Aug	Sep	Oct	Nov	Dec	Jan	Feb	Mar	Apr	May
CT Parolees Supervised in CT	478	445	443	452	482	501	536	553	562	568	581	611	609
Out Of State Parolees Supervised in CT	48	36	37	37	38	41	44	42	41	43	42	43	39
<b>CT Supervision Total:</b>	<b>526</b>	<b>481</b>	<b>480</b>	<b>489</b>	<b>520</b>	<b>542</b>	<b>580</b>	<b>595</b>	<b>603</b>	<b>611</b>	<b>623</b>	<b>654</b>	<b>648</b>
Parole Violators Confined	46	52	63	61	65	67	59	61	73	69	74	75	60
<b>GRAND TOTAL</b>	<b>572</b>	<b>533</b>	<b>543</b>	<b>550</b>	<b>585</b>	<b>609</b>	<b>639</b>	<b>656</b>	<b>676</b>	<b>680</b>	<b>697</b>	<b>729</b>	<b>708</b>

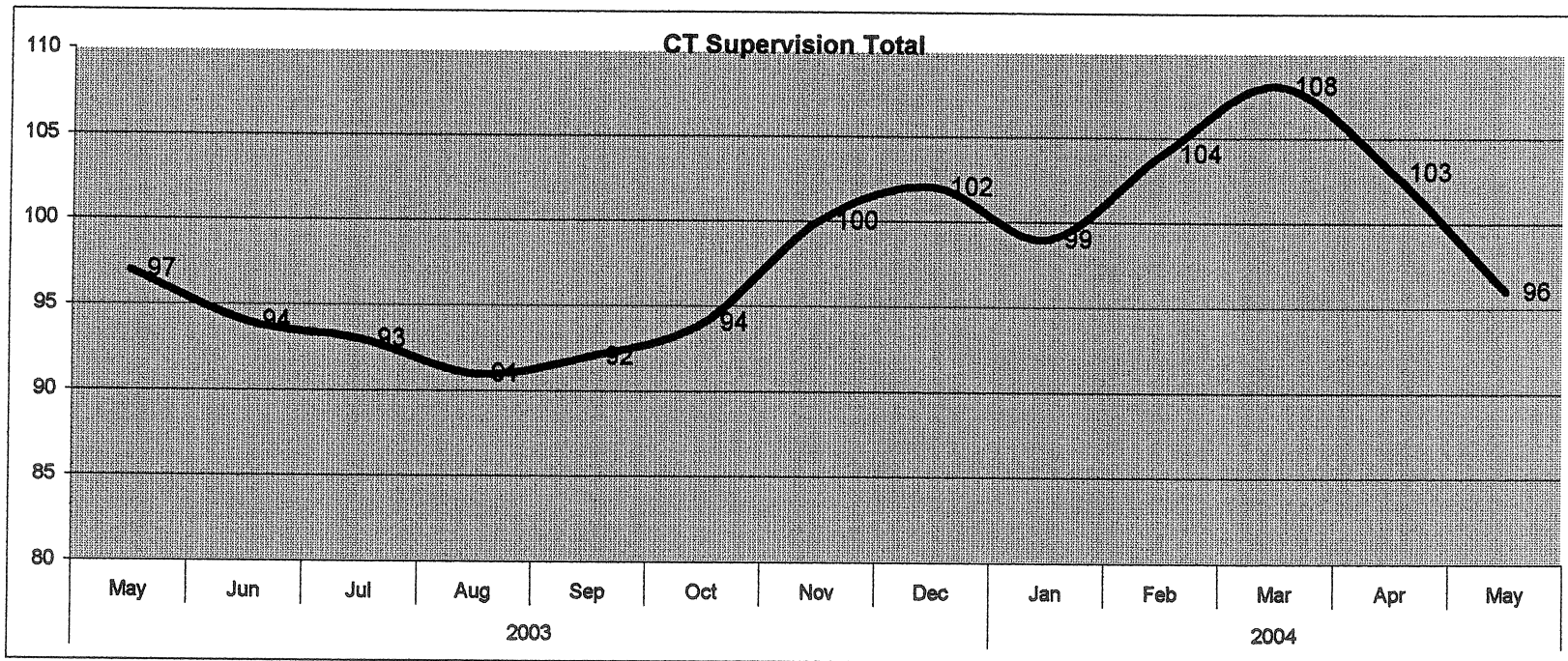


# Parole Supervision Caseload

## May 31, 2004

### Special Management Supervision Caseload

	2003							2004					
	May	Jun	Jul	Aug	Sep	Oct	Nov	Dec	Jan	Feb	Mar	Apr	May
CT Parolees Supervised in CT	87	84	82	80	81	82	87	89	87	92	94	91	85
Out Of State Parolees Supervised in CT	10	10	11	11	11	12	13	13	12	12	14	12	11
<b>CT Supervision Total:</b>	<b>97</b>	<b>94</b>	<b>93</b>	<b>91</b>	<b>92</b>	<b>94</b>	<b>100</b>	<b>102</b>	<b>99</b>	<b>104</b>	<b>108</b>	<b>103</b>	<b>96</b>
<b>Parole Violators Confined</b>	<b>13</b>	<b>18</b>	<b>16</b>	<b>18</b>	<b>21</b>	<b>21</b>	<b>21</b>	<b>18</b>	<b>19</b>	<b>18</b>	<b>18</b>	<b>17</b>	<b>21</b>
<b>GRAND TOTAL</b>	<b>110</b>	<b>112</b>	<b>109</b>	<b>109</b>	<b>113</b>	<b>115</b>	<b>121</b>	<b>120</b>	<b>118</b>	<b>122</b>	<b>126</b>	<b>120</b>	<b>117</b>



# Violation Reports

May 1, 2004 - May 31, 2004

<i>Office</i>	<i>Parole Officer</i>	<i>Absconder</i>	<i>Criminal</i>	<i>Technical</i>	<i>Total</i>
<i>Bridgeport</i>					
	Barry		2		2
	Emielita		2		2
	Greene		1		1
	O'Reilly		2		2
	Tomaszewski		1		1
	Office Total		8		8
<i>Hartford</i>					
	Anderson			1	1
	Banas	1	5	3	9
	Casanova			1	1
	Edwards	2	2		4
	Mills		1	2	3
	Szydlo	2		2	4
	Office Total	5	8	9	22
<i>New Haven</i>					
	DeLucia	1	2		3
	Duca		1		1
	Griffin		1		1
	Hogan		2	2	4
	Kelly		3	1	4
	Nelson	1	1	1	3
	Runlett		5	2	7
	Sprawling		2	1	3
	Office Total	2	17	7	26
<i>Special Management</i>					
	Fleming			1	1
	Noto		2		2
	Reichard		1	2	3

Monday, June 21, 2004

<i>Office</i>	<i>Parole Officer</i>	<i>Absconder</i>	<i>Criminal</i>	<i>Technical</i>	<i>Total</i>
	Office Total		3	3	6
<i>Waterbury</i>					
	Defeo		4	1	5
	Fernandes		1		1
	Lawlor		2	3	5
	McCown		3		3
	Romano	2	2	1	5
	Wood		5		5
	Office Total	2	17	5	24
<i>Grand Total</i>		9	53	24	86

*\* Source: Hearings Division Warrant Requests and Interstate Reports*

*Monday, June 21, 2004*