


STATE OF CONNECTICUT

Connecticut Parole and Community Services
Monthly Report



APRIL 2004

(APRIL 2003 to APRIL 2004)

Prepared by
Jerry Stowell

FOR
BOARD OF PARDONS & PAROLES (BOPP)
AND
DEPARTMENT OF CORRECTION (DOC)
Parole and Community Services Division

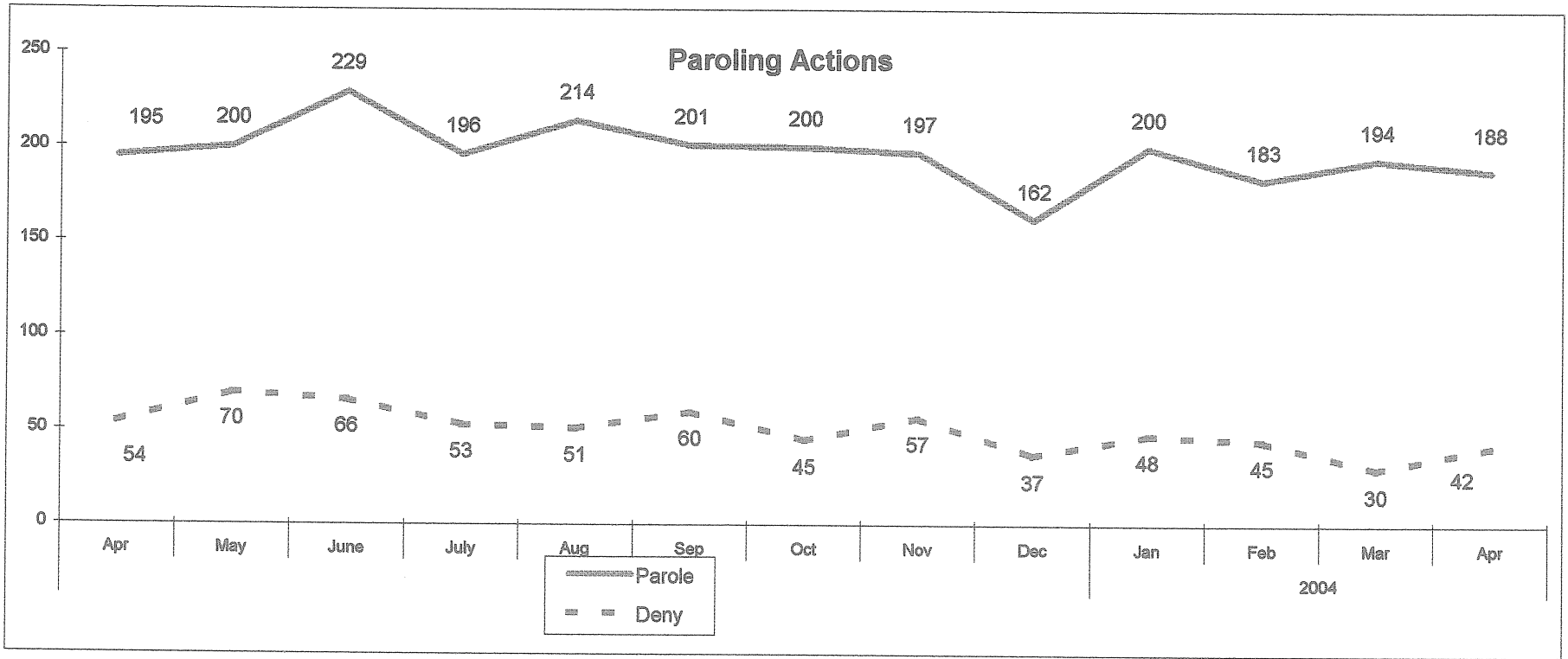
**Correctional Population and Parole Eligibility
April 30, 2004**

Confined Population	17,986		
(Unsentenced and Special Inmates)	(4,095)	Balance	13,891
(Sentences 2 Years & Less, Cuscom, New Admits)	(4,346)	Balance	9,545
(Parole Ineligible, crime committed)	(681)	Balance	8,864
(SRG Classification)	(247)	Balance	8,617
(Wright Decision Cases)	(364)	Balance	8,253
(Level 5 Classification)	(55)	Balance	8,198
(Chronic Disciplinary Unit Classification)	(42)		
Population Eligible for Parole Consideration	8,156		

**Connecticut Board of Parole
Hearings Division Monthly Statistics
April 30, 2004**

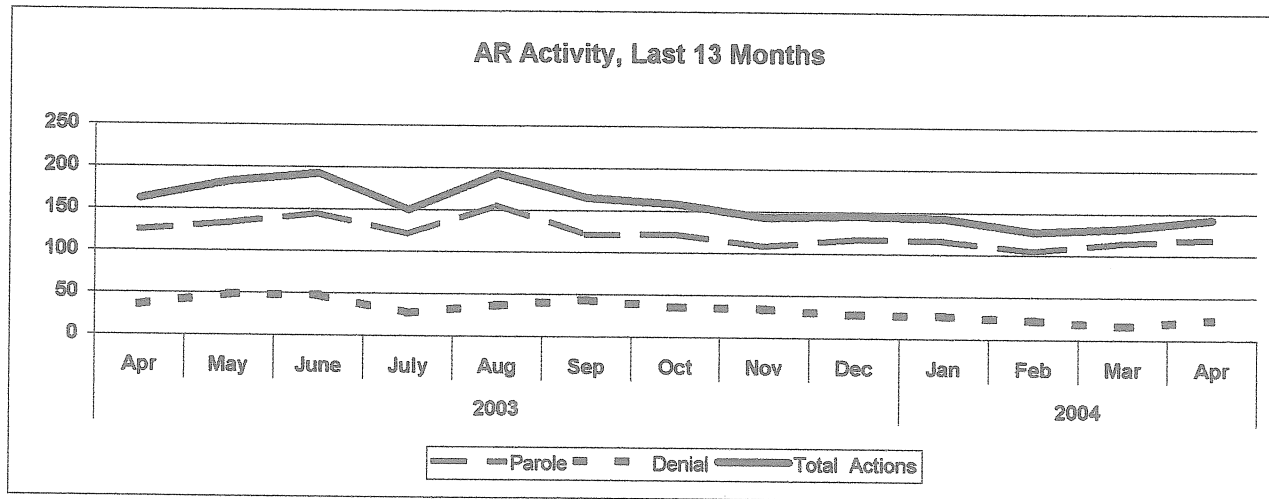
	2003						2004						12 Mo.	
	Apr	May	June	July	Aug	Sep	Oct	Nov	Dec	Jan	Feb	Mar	Apr	Totals
Full Panel Actions														
Parole	70	67	85	75	58	80	78	88	45	84	78	79	69	886
Deny	18	21	18	26	14	16	9	23	9	21	22	13	18	210
Medical Parole	0	0	0	0	0	0	0	0	0	0	0	0	0	0
Revoke	34	29	24	40	31	32	17	34	32	46	56	41	55	437
Revoke & Reparole	31	24	17	16	28	25	20	33	36	44	52	65	42	402
Rescind	3	6	3	3	3	4	2	11	1	7	9	1	2	52
Rescind & Reparole	10	1	6	10	5	9	17	15	4	11	7	8	14	107
Early Parole Discharge	0	0	0	0	0	0	0	0	0	0	0	0	0	0
Total Full Panel Actions	166	148	153	170	139	166	143	204	127	213	224	207	200	2094
Administrative Review Actions														
Parole	125	133	144	121	156	121	122	109	117	116	105	115	119	1478
Deny	36	49	48	27	37	44	36	34	28	27	23	17	24	394
Total Admin. Review Actions	161	182	192	148	193	165	158	143	145	143	128	132	143	1872
Staff Actions														
Case Review	12	51	30	19	26	35	37	23	15	20	30	13	17	316
Review & Reschedule	252	247	181	169	201	284	148	208	223	250	226	236	115	2488
Close Interest	50	55	59	12	89	82	46	35	52	70	66	56	15	637
Total Actions	641	683	615	518	648	732	532	613	562	696	674	644	490	7407
Total Hearing Dates	19	18	17	21	16	21	18	21	19	19	20	20	20	230
Parole Grant Rate														
Full Panels	80%	76%	83%	74%	81%	83%	90%	79%	83%	80%	78%	86%	79%	81%
Administrative Reviews	78%	73%	75%	82%	81%	73%	77%	76%	81%	81%	82%	87%	83%	79%

**Connecticut Board of Parole
Hearings Division Monthly Statistics
April 30, 2004**



**Connecticut Board of Parole
Hearings Division Monthly Statistics
Administrative Reviews
April 30, 2004**

	2003						2004						Apr
	Apr	May	June	July	Aug	Sep	Oct	Nov	Dec	Jan	Feb	Mar	
Parole	125	133	144	121	156	121	122	109	117	116	105	115	119
Denial	36	49	48	27	37	44	36	34	28	27	23	17	24
Medical Parole	0	1	0	0	2	0	0	0	0	0	0	0	0
Total Actions	162	182	192	150	193	165	158	143	145	143	128	132	143



**Connecticut Board of Parole
Hearings Division Monthly Statistics
Current Location
April 30, 2004**

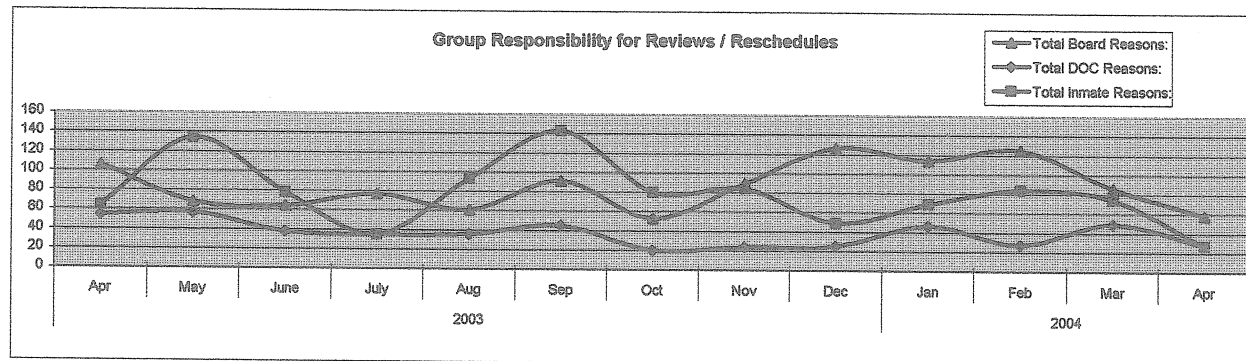
Persons Granted Parole via Administrative Reviews

Granting Month

Location	2003							2004							12 mo. Total
	Apr	May	June	July	Aug	Sep	Oct	Nov	Dec	Jan	Feb	Mar	Apr		
CT Parole Supervision	16	6	8	6	9	0	5	23	4	3	3	7	4	78	
Out-of State Parole Supervision	1	0	0	0	0	0	0	0	0	0	0	0	0	0	
Abscond from Parole	0	0	0	0	0	0	0	0	0	0	0	0	0	0	
Halfway House	6	2	5	2	2	5	4	3	3	3	3	6	7	45	
Confined in CT, to be Released	97	115	130	115	136	111	109	83	106	109	96	101	102	1313	
Confined, Out of State	0	0	0	0	0	0	0	0	0	0	0	0	0	0	
Furlough	0	0	0	0	0	0	0	0	0	0	0	0	0	0	
Escaped, Prior to Release	0	0	0	0	0	0	0	0	0	0	0	0	0	0	
Reconfined	0	0	0	0	0	0	0	0	0	0	0	0	0	0	
TS	0	0	0	0	0	0	0	0	0	0	0	0	0	0	
Discharged	1	3	1	0	1	2	2	0	0	0	0	1	0	10	
Virginia	5	7	0	0	8	3	2	0	2	0	3	0	5	30	
Medical Hospital	0	0	0	0	0	0	0	0	1	1	0	0	1	3	
Total	126	133	144	123	156	121	122	109	116	116	105	115	119	1479	

**Connecticut Board of Parole
Types of Review and Rescheduling Activities
April 2004**

	2003						2004						
	Apr	May	June	July	Aug	Sep	Oct	Nov	Dec	Jan	Feb	Mar	Apr
<u>Inmate-Related Reasons:</u>													
<u>Regular Hearings</u>													
In Seg/Punitive Seg	6	3	1	3	1	9	3	4	3	2	0	4	1
Inmate's Request	0	0	0	0	1	1	0	1	2	3	2	1	1
Pending Charges	19	23	16	5	21	45	15	11	12	16	14	19	0
Pending DR	0	0	0	0	0	0	0	0	0	0	0	0	0
SRG Affiliation	10	40	13	2	19	19	6	14	6	8	20	12	1
Pending Waiver	0	0	0	0	0	0	0	0	0	0	0	0	0
85% Status	14	15	14	1	20	33	18	28	10	16	17	23	5
Case Review	12	51	30	19	26	35	37	23	15	20	30	13	17
<u>Revocation Hearings:</u>													
Attorney	1	0	1	3	0	0	0	0	1	0	0	0	0
Pending Charges	2	2	3	2	5	1	1	3	0	4	1	2	2
Total Inmate Reasons:	64	134	78	35	93	143	80	84	49	69	84	74	27
<u>DOC-Related Reasons</u>													
<u>Regular Hearings</u>													
Transportation	45	40	32	26	27	28	17	15	13	37	16	35	19
Awaiting MH Evaluation	9	17	6	9	9	17	3	9	12	9	11	14	8
Total DOC Reasons:	54	57	38	35	36	45	20	24	25	46	27	49	27
<u>Board-Related Reasons</u>													
<u>Regular Hearings</u>													
Additional Info	15	13	20	38	16	24	17	17	36	30	25	30	26
Additional Offense Info	24	17	21	17	9	16	17	7	14	18	12	17	15
Hearing Cancelled	45	21	2	17	19	7	0	45	57	36	68	18	9
Ineligible-PE date	0	0	0	0	1	1	0	1	2	3	2	1	1
No Parole Package	0	0	0	0	0	0	0	0	0	0	0	0	0
Awaiting Sex Offender Eval	0	0	0	0	0	0	0	0	0	0	0	0	0
Other	22	17	21	5	16	43	19	19	17	27	18	20	5
Total Board Reasons:	106	68	64	77	61	91	53	89	126	114	125	86	58
All Reasons:	224	259	180	147	190	279	153	197	200	229	236	209	112

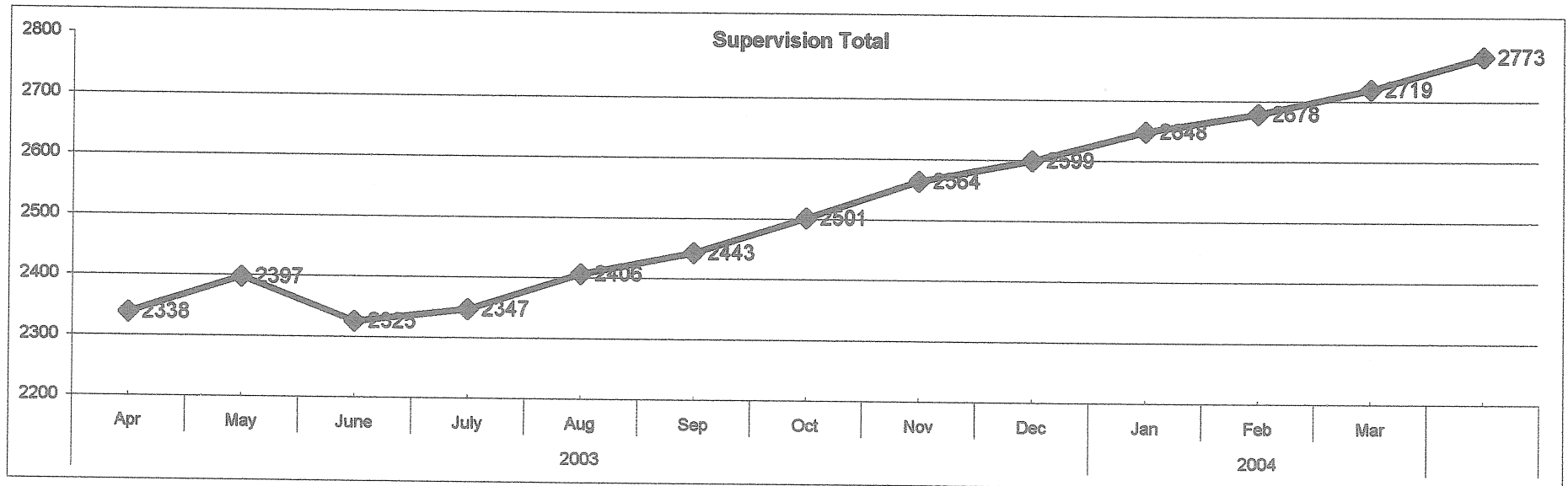


**Parole Granting Rate
May 2003 - April 2004**

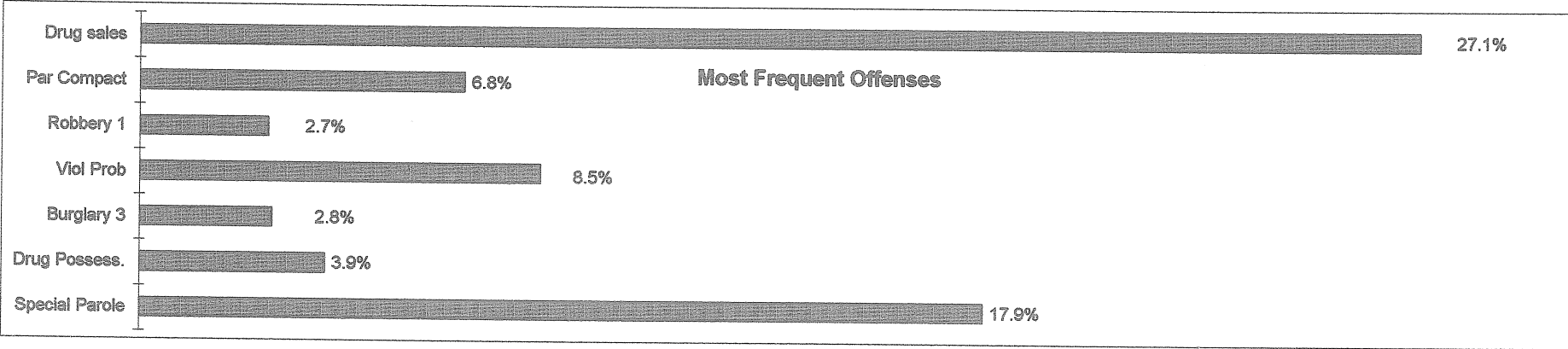
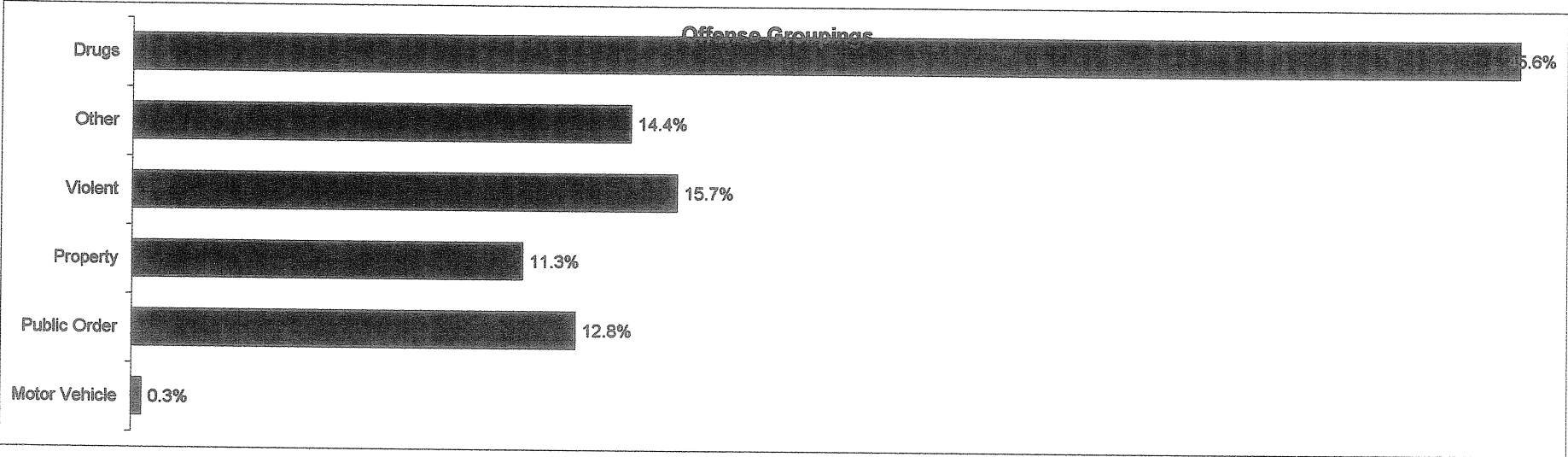
	Full Panel Hearings	Administrative Reviews
May	76%	73%
June	83%	75%
July	75%	74%
August	81%	81%
September	83%	73%
October	90%	77%
November	79%	76%
December	83%	81%
January	81%	81%
February	78%	82%
March	86%	87%
April	79%	83%
Average:	81%	79%

Connecticut Board of Parole Parole Supervision Caseload April 30, 2004

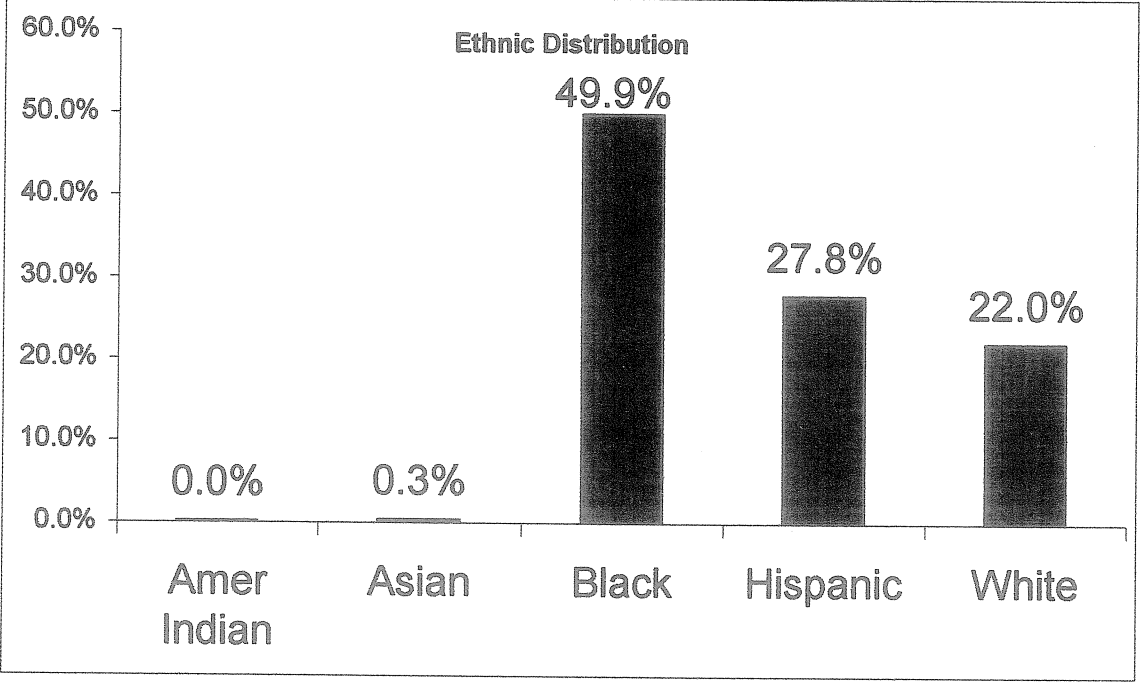
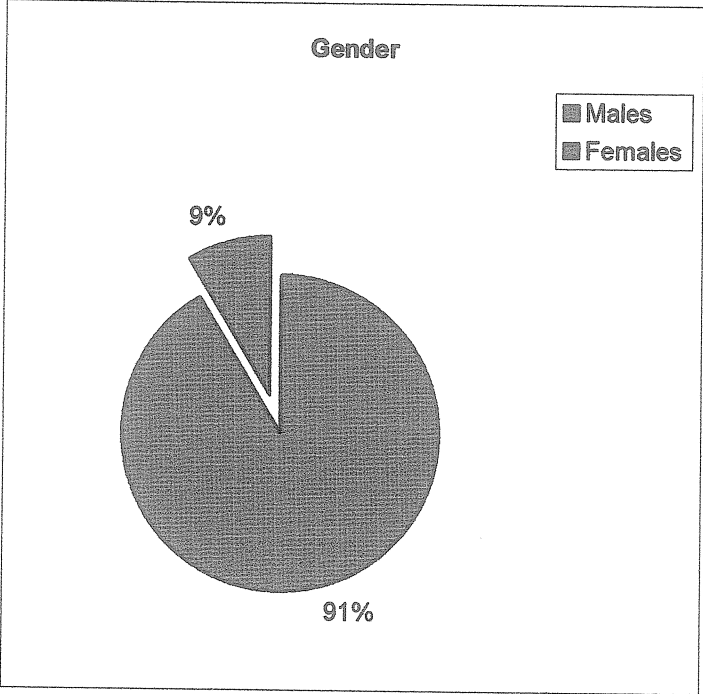
	2003									2004			
	Apr	May	June	July	Aug	Sep	Oct	Nov	Dec	Jan	Feb	Mar	Apr
CT Parolees Supervised in CT	1996	2046	1979	1988	2047	2071	2121	2179	2218	2260	2284	2336	2371
Out Of State Parolees Supervised in CT	194	200	188	196	194	196	202	206	205	205	210	195	203
CT Supervision Total:	2190	2246	2167	2184	2241	2267	2323	2385	2423	2465	2494	2531	2574
CT Parolees Supervised Out of State	148	151	158	163	165	176	178	179	176	183	184	188	199
Supervision Total:	2338	2397	2325	2347	2406	2443	2501	2564	2599	2648	2678	2719	2773
Parole Violators Confined	259	255	264	262	278	304	323	346	343	374	360	352	383
GRAND TOTAL	2597	2652	2589	2609	2684	2747	2824	2910	2942	3022	3038	3071	3156



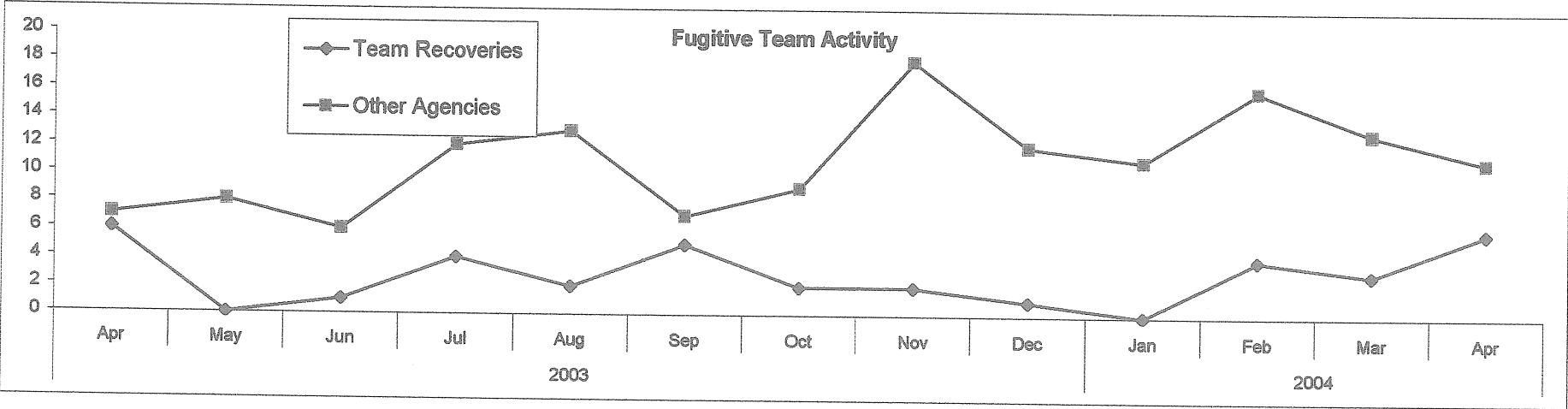
Connecticut Board of Parole
Parole Supervision Caseload
April 30, 2004



**Connecticut Board of Parole
Parole Supervision Caseload
April 30, 2004**



**Connecticut Board of Parole
Parole Supervision Caseload
April 30, 2004**



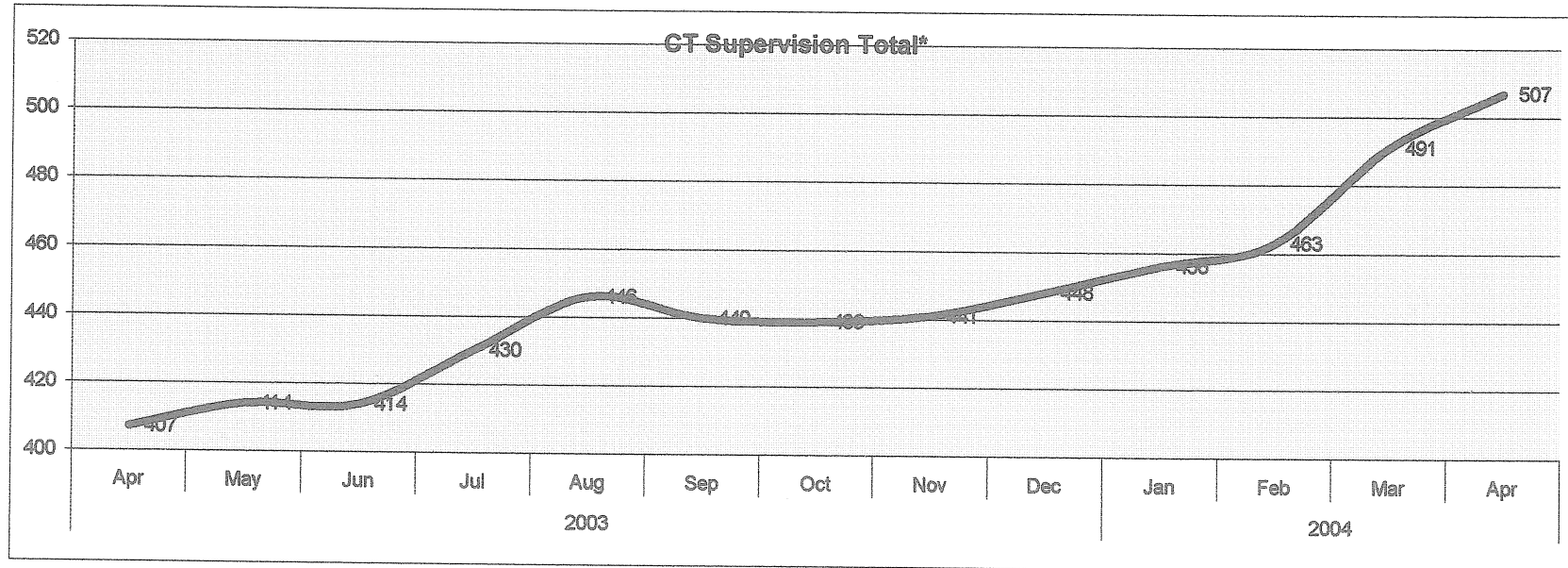
**Connecticut Board of Parole
Parole Supervision Caseload
April 30, 2004**

	2003									2004			
	Apr	May	June	July	Aug	Sep	Oct	Nov	Dec	Jan	Feb	Mar	Apr
Number of Parolees Employed:	1781	1750	1776	1799	1767	1850	1843	1882	1925	1941	1936	1958	1957
Parolees Unemployable:	221	224	213	214	290	258	275	274	239	254	252	294	284
Proportion Employed:	90%	87%	91%	91%	91%	92%	90%	89%	88%	88%	86%	88%	85%
Number Active in Parole Works:	174	202	174	164	180	156	200	222	255	264	285	267	251
# Community Service Hours:	1485	1790	766	498	1217	1357	1510	1794	973	1986	280	564	280

Parole Supervision Caseload April 30, 2004

Bridgeport District Office Supervision Caseload

	2003										2004			
	Apr	May	Jun	Jul	Aug	Sep	Oct	Nov	Dec	Jan	Feb	Mar	Apr	
CT Parolees Supervised in CT	370	377	379	393	411	405	403	407	413	422	430	456	470	
Out Of State Parolees Supervised in CT	37	37	35	37	35	35	36	34	35	34	33	35	37	
CT Supervision Total:	407	414	414	430	446	440	439	441	448	456	463	491	507	
 Parole Violators Confined	 30	 40	 46	 36	 55	 53	 54	 70	 71	 73	 70	 64	 56	
GRAND TOTAL	437	454	460	466	501	493	493	511	519	529	533	555	563	

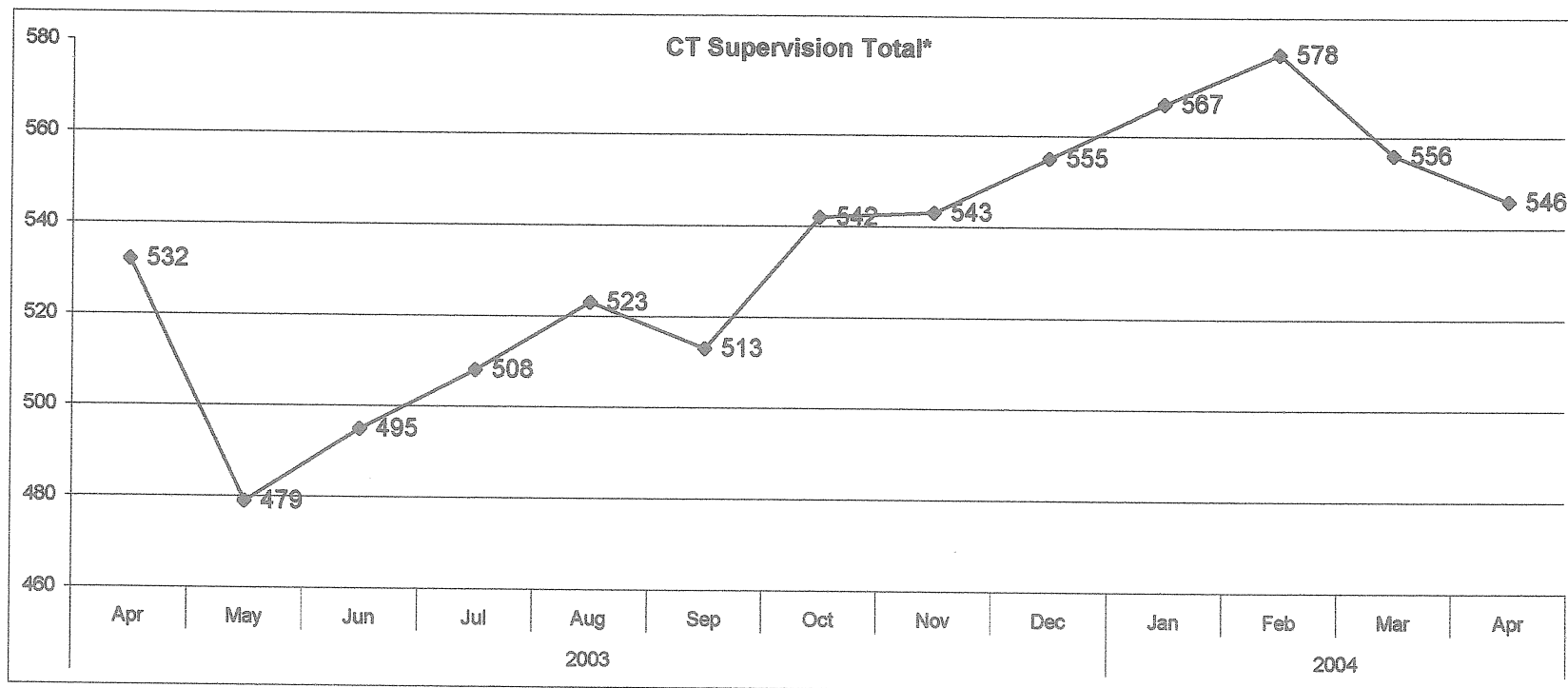


Parole Supervision Caseload

April 30, 2004

Hartford District Office Supervision Caseload

	2003												2004	
	Apr	May	Jun	Jul	Aug	Sep	Oct	Nov	Dec	Jan	Feb	Mar	Apr	
CT Parolees Supervised in CT	483	432	441	453	469	460	488	487	499	507	516	503	487	
Out Of State Parolees Supervised in CT	49	47	54	55	54	53	54	56	56	60	62	53	59	
CT Supervision Total:	532	479	495	508	523	513	542	543	555	567	578	556	546	
Parole Violators Confined	103	89	79	77	66	74	78	94	92	102	106	91	116	
GRAND TOTAL	635	568	574	585	589	587	620	637	647	669	684	647	662	

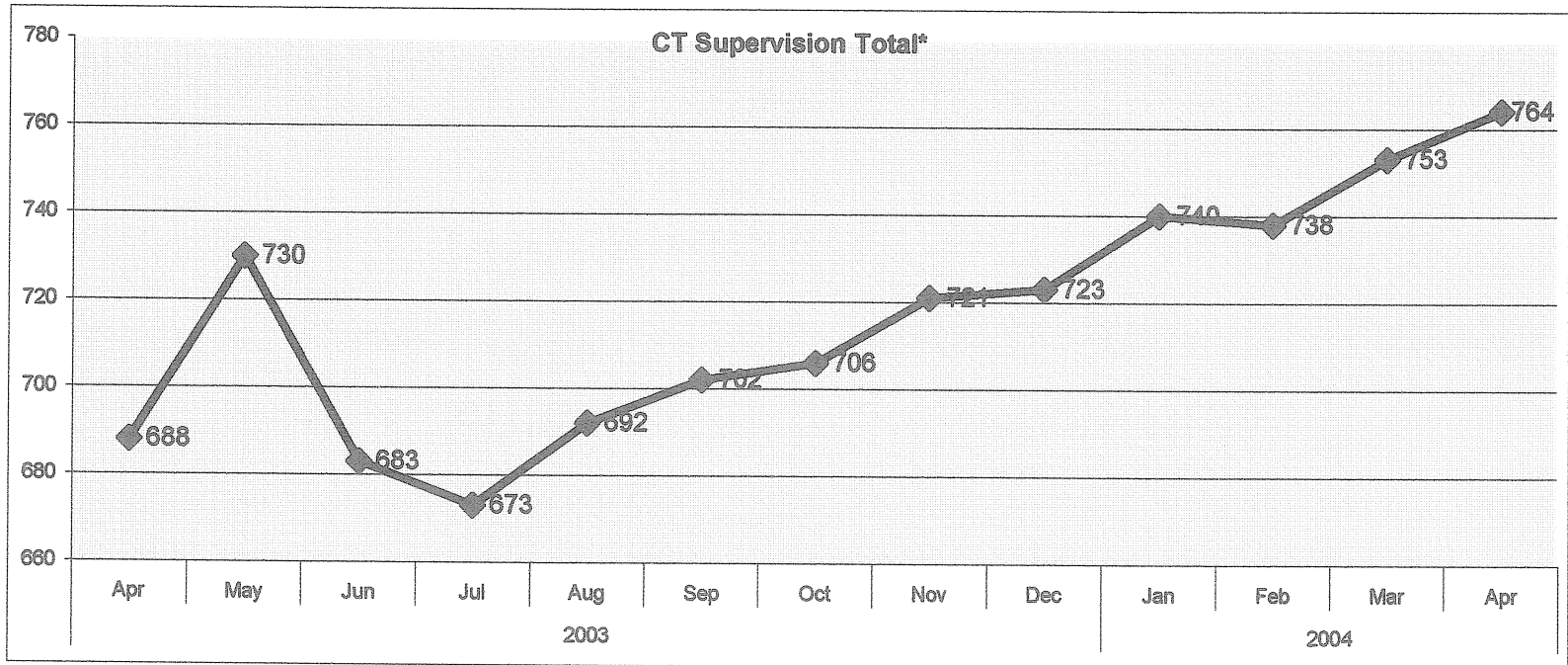


Parole Supervision Caseload

April 30, 2004

New Haven District Office Supervision Caseload

	2003												2004		
	Apr	May	Jun	Jul	Aug	Sep	Oct	Nov	Dec	Jan	Feb	Mar	Apr	Jan	Feb
CT Parolees Supervised in CT	631	672	630	617	635	643	647	662	664	682	678	702	712		
Out Of State Parolees Supervised in CT	57	58	53	56	57	59	59	59	59	58	60	51	52		
CT Supervision Total:	688	730	683	673	692	702	706	721	723	740	738	753	764		
Parole Violators Confined	73	75	67	69	70	78	91	103	102	101	107	97	105		
GRAND TOTAL	761	805	750	742	762	780	797	824	825	841	845	850	869		

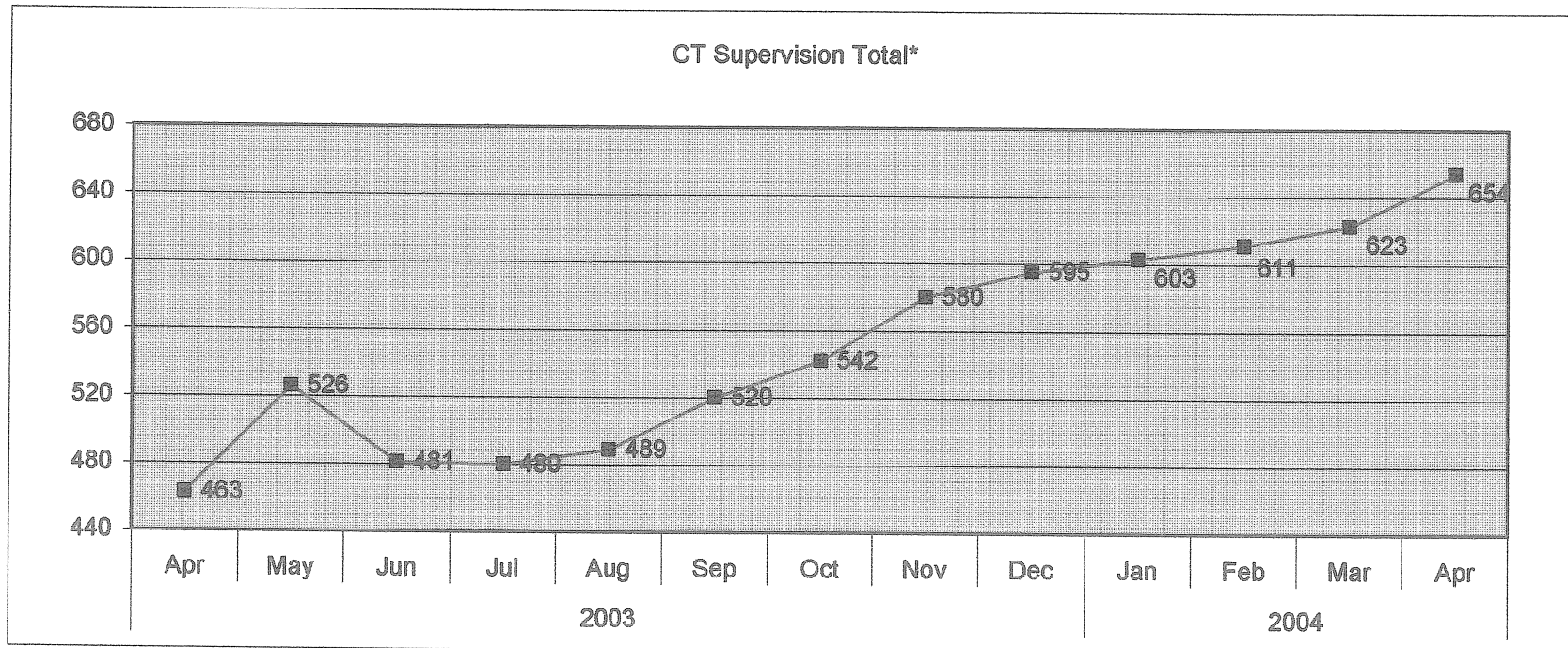


Parole Supervision Caseload

April 30, 2004

Waterbury Caseload

	2003										2004			
	Apr	May	Jun	Jul	Aug	Sep	Oct	Nov	Dec	Jan	Feb	Mar	Apr	
CT Parolees Supervised in CT	422	478	445	443	452	482	501	536	553	562	568	581	611	
Out Of State Parolees Supervised in CT	41	48	36	37	37	38	41	44	42	41	43	42	43	
CT Supervision Total:	463	526	481	480	489	520	542	580	595	603	611	623	654	
Parole Violators Confined	41	46	52	63	61	65	67	59	61	73	69	74	75	
GRAND TOTAL	504	572	533	543	550	585	609	639	656	676	680	697	729	

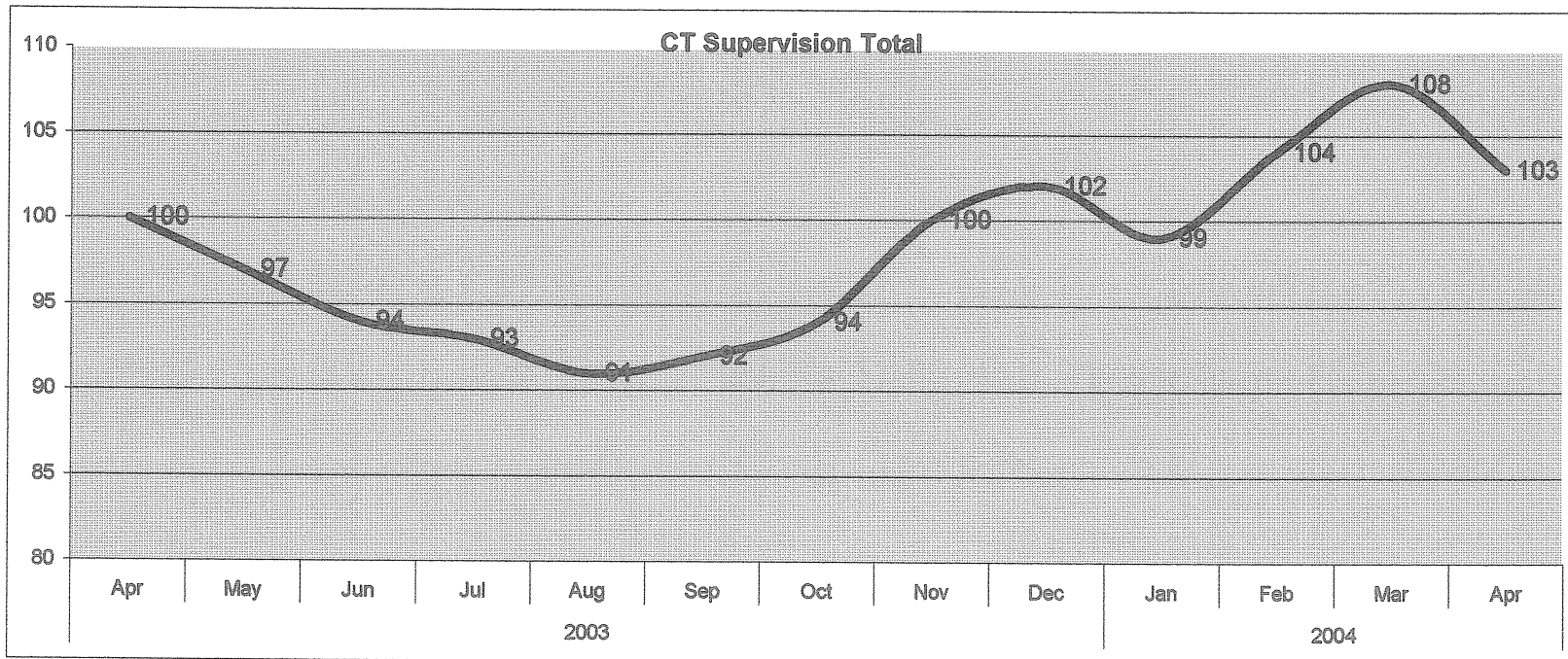


Parole Supervision Caseload

April 30, 2004

Special Management Supervision Caseload

	2003							2004					
	Apr	May	Jun	Jul	Aug	Sep	Oct	Nov	Dec	Jan	Feb	Mar	Apr
CT Parolees Supervised in CT	90	87	84	82	80	81	82	87	89	87	92	94	91
Out Of State Parolees Supervised in CT	10	10	10	11	11	11	12	13	13	12	12	14	12
CT Supervision Total:	100	97	94	93	91	92	94	100	102	99	104	108	103
Parole Violators Confined	10	13	18	16	18	21	21	21	18	19	18	18	17
GRAND TOTAL	110	110	112	109	109	113	115	121	120	118	122	126	120



Violation Reports

April 1, 2004 - April 30, 2004

<i>Office</i>	<i>Parole Officer</i>	<i>Absconder</i>	<i>Criminal</i>	<i>Technical</i>	<i>Total</i>
<i>Bridgeport</i>					
	Barry	2	1	1	4
	Emielita		1		1
	Greene		3	1	4
	Holmes		1	1	2
	Johnson		1	1	2
	O'Reilly		2		2
	Tomaszewski	1	1		2
	Office Total	3	10	4	17
<i>Hartford</i>					
	Anderson	1	4	1	6
	Banas	1	2	1	4
	Casanova	2		3	5
	Edwards		1	1	2
	Hill		2	1	3
	Mills	3	1	4	8
	Szydlo		3	1	4
	Office Total	7	13	12	32
<i>Interstate Compact</i>					
	Johnson, T		1	1	2
	Office Total		1	1	2
<i>New Haven</i>					
	DeLucia		3		3
	Duca		1		1
	Griffin	1	3	2	6
	Hogan	2	3		5
	Kelly			1	1
	Lawlor		2		2
	Nelson		5	4	9

Monday, June 14, 2004

<i>Office</i>	<i>Parole Officer</i>	<i>Absconder</i>	<i>Criminal</i>	<i>Technical</i>	<i>Total</i>
	Runlett	1	1		2
	Office Total	4	18	7	29
<i>Special Management</i>					
	Fleming			2	2
	Reichard	1		2	3
	Office Total	1		4	5
<i>Waterbury</i>					
	Defeo		1	1	2
	Fernandes			3	3
	Krupa			1	1
	McCown		1	2	3
	O'Connor		2		2
	Romano		2		2
	Wood		1	1	2
	Office Total		7	8	15
Grand Total		15	49	36	100

** Source: Hearings Division Warrant Requests and Interstate Reports*

Monday, June 14, 2004