


STATE OF CONNECTICUT

Connecticut Parole and Community Services
Monthly Report



MARCH 2004

(MARCH 2003 to MARCH 2004)

Prepared by
Jerry Stowell

FOR
BOARD OF PARDONS & PAROLES (BOPP)
AND
DEPARTMENT OF CORRECTION (DOC)
Parole and Community Services Division

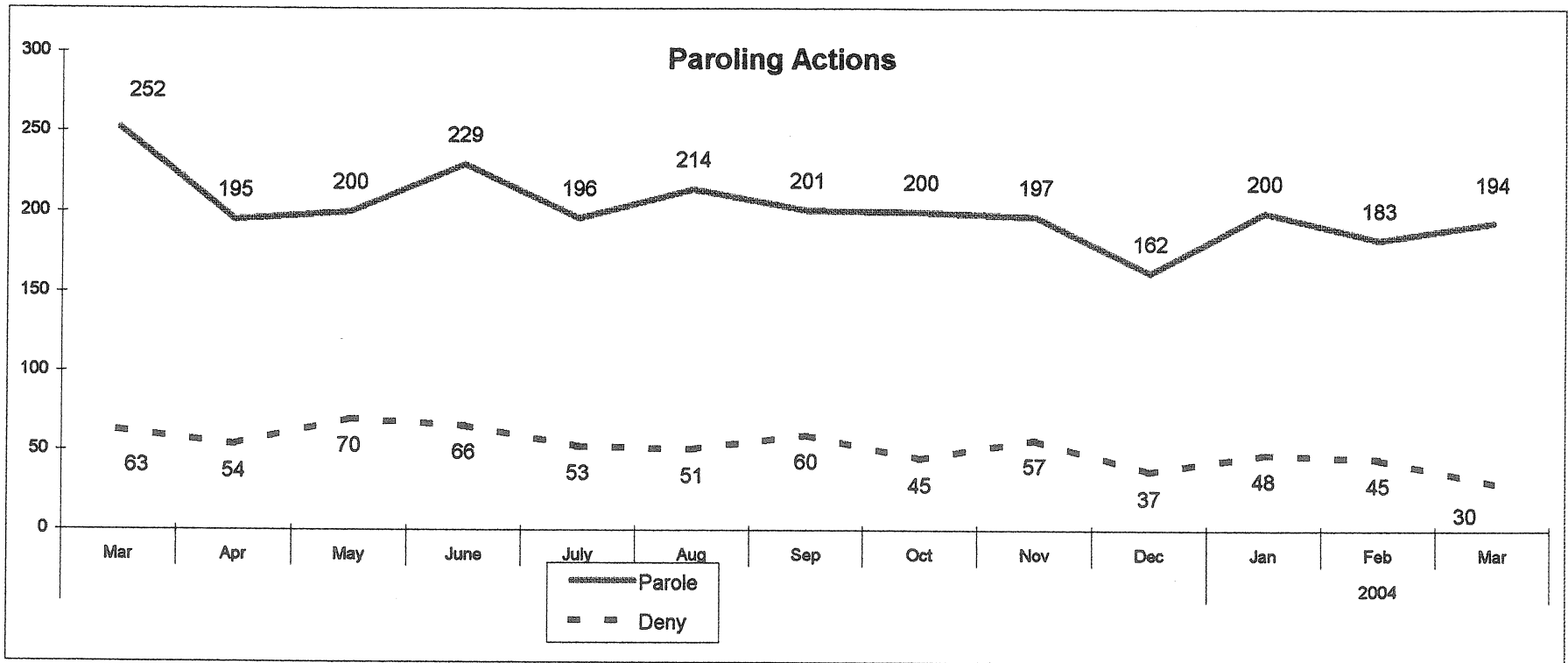
**Correctional Population and Parole Eligibility
March 31, 2004**

Confined Population	17,924		
(Unsentenced and Special Inmates)	(4,122)	Balance	13,802
(Sentences 2 Years & Less, Cuscom, New Admits)	(4,275)	Balance	9,527
(Parole Ineligible, crime committed)	(682)	Balance	8,845
(SRG Classification)	(243)	Balance	8,602
(Wright Decision Cases)	(361)	Balance	8,241
(Level 5 Classification)	(60)	Balance	8,181
(Chronic Disciplinary Unit Classification)	(45)		
Population Eligible for Parole Consideration	8,136		

**Connecticut Board of Parole
Hearings Division Monthly Statistics
March 31, 2004**

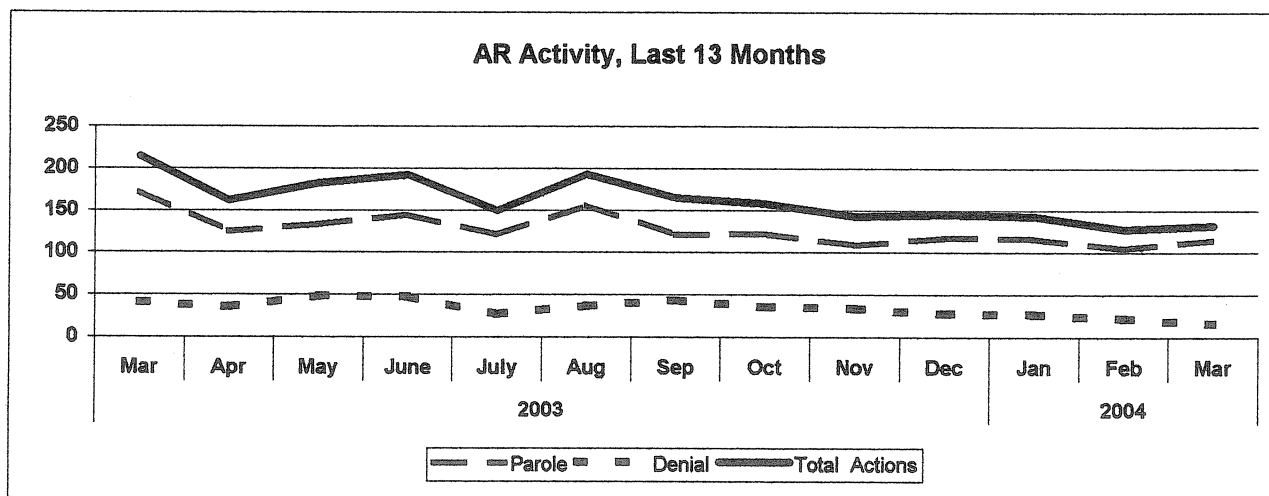
	2003						2004						12 Mo.	
	Mar	Apr	May	June	July	Aug	Sep	Oct	Nov	Dec	Jan	Feb	Mar	Totals
Full Panel Actions														
Parole	80	70	67	85	75	58	80	78	88	45	84	78	79	887
Deny	21	18	21	18	26	14	16	9	23	9	21	22	13	210
Medical Parole	0	0	0	0	0	0	0	0	0	0	0	0	0	0
Revoke	42	34	29	24	40	31	32	17	34	32	46	56	41	416
Revoke & Reparole	29	31	24	17	16	28	25	20	33	36	44	52	65	391
Rescind	4	3	6	3	3	3	4	2	11	1	7	9	1	53
Rescind & Reparole	12	10	1	6	10	5	9	17	15	4	11	7	8	103
Early Parole Discharge	0	0	0	0	0	0	0	0	0	0	0	0	0	0
Total Full Panel Actions	188	166	148	153	170	139	166	143	204	127	213	224	207	2060
Administrative Review Actions														
Parole	172	125	133	144	121	156	121	122	109	117	116	105	115	1484
Deny	42	36	49	48	27	37	44	36	34	28	27	23	17	406
Total Admin. Review Actions	214	161	182	192	148	193	165	158	143	145	143	128	132	1890
Staff Actions														
Case Review	30	12	51	30	19	26	35	37	23	15	20	30	13	311
Review & Reschedule	241	252	247	181	169	201	284	148	208	223	250	226	236	2625
Close Interest	40	50	55	59	12	89	82	46	35	52	70	66	56	672
Total Actions	713	641	683	615	518	648	732	532	613	562	696	674	644	7558
Total Hearing Dates	19	19	18	17	21	16	21	18	21	19	19	20	20	229
Parole Grant Rate														
Full Panels	79%	80%	76%	83%	74%	81%	83%	90%	79%	83%	80%	78%	86%	81%
Administrative Reviews	80%	78%	73%	75%	82%	81%	73%	77%	76%	81%	81%	82%	87%	79%

**Connecticut Board of Parole
Hearings Division Monthly Statistics
March 31, 2004**



**Connecticut Board of Parole
Hearings Division Monthly Statistics
Administrative Reviews
March 31, 2004**

	2003							2004					
	Mar	Apr	May	June	July	Aug	Sep	Oct	Nov	Dec	Jan	Feb	Mar
Parole	172	125	133	144	121	156	121	122	109	117	116	105	115
Denial	42	36	49	48	27	37	44	36	34	28	27	23	17
Medical Parole	0	0	1	0	0	2	0	0	0	0	0	0	0
Total Actions	214	162	182	192	150	193	165	158	143	145	143	128	132



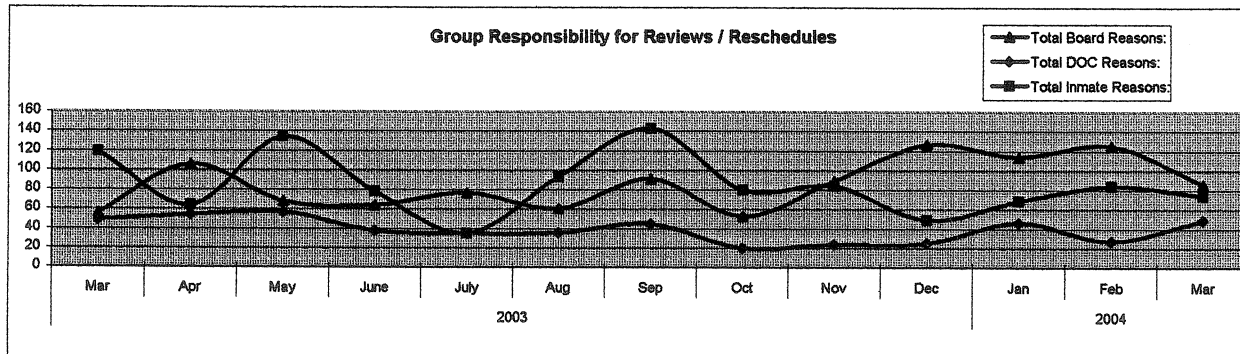
**Connecticut Board of Parole
Hearings Division Monthly Statistics
Current Location
March 31, 2004
Persons Granted Parole via Administrative Reviews**

Granting Month

Location	2003					2004									12 mo. Total
	Mar	Apr	May	June	July	Aug	Sep	Oct	Nov	Dec	Jan	Feb	Mar		
CT Parole Supervision	33	16	6	8	6	9	0	5	23	4	3	3	7	90	
Out-of State Parole Supervision	0	1	0	0	0	0	0	0	0	0	0	0	0	1	
Abscond from Parole	0	0	0	0	0	0	0	0	0	0	0	0	0	0	
Halfway House	2	6	2	5	2	2	5	4	3	3	3	3	6	44	
Confined in CT, to be Released	133	97	115	130	115	136	111	109	83	106	109	96	101	1308	
Confined, Out of State	0	0	0	0	0	0	0	0	0	0	0	0	0	0	
Furlough	0	0	0	0	0	0	0	0	0	0	0	0	0	0	
Escaped, Prior to Release	0	0	0	0	0	0	0	0	0	0	0	0	0	0	
Reconfined	0	0	0	0	0	0	0	0	0	0	0	0	0	0	
TS	0	0	0	0	0	0	0	0	0	0	0	0	0	0	
Discharged	4	1	3	1	0	1	2	2	0	0	0	0	1	11	
Virginia	0	5	7	0	0	8	3	2	0	2	0	3	0	30	
Medical Hospital	0	0	0	0	0	0	0	0	0	1	1	0	0	2	
Total	172	126	133	144	123	156	121	122	109	116	116	105	115	1486	

**Connecticut Board of Parole
Types of Review and Rescheduling Activities
March 2004**

	2003						2004						
	Mar	Apr	May	June	July	Aug	Sep	Oct	Nov	Dec	Jan	Feb	Mar
<u>Inmate-Related Reasons:</u>													
<u>Regular Hearings</u>													
In Seg/Punitive Seg	11	6	3	1	3	1	9	3	4	3	2	0	4
Inmate's Request	1	0	0	0	0	1	1	0	1	2	3	2	1
Pending Charges	41	19	23	16	5	21	45	15	11	12	16	14	19
Pending DR	0	0	0	0	0	0	0	0	0	0	0	0	0
SRG Affiliation	16	10	40	13	2	19	19	6	14	6	8	20	12
Pending Waiver	0	0	0	0	0	0	0	0	0	0	0	0	0
85% Status	15	14	15	14	1	20	33	18	28	10	16	17	23
Case Review	30	12	51	30	19	26	35	37	23	15	20	30	13
<u>Revocation Hearings:</u>													
Attorney	1	1	0	1	3	0	0	0	0	1	0	0	0
Pending Charges	4	2	2	3	2	5	1	1	3	0	4	1	2
Total Inmate Reasons:	119	64	134	78	35	93	143	80	84	49	69	84	74
<u>DOC-Related Reasons</u>													
<u>Regular Hearings</u>													
Transportation	36	45	40	32	26	27	28	17	15	13	37	16	35
Awaiting MH Evaluation	13	9	17	6	9	9	17	3	9	12	9	11	14
Total DOC Reasons:	49	54	57	38	35	36	45	20	24	25	46	27	49
<u>Board-Related Reasons</u>													
<u>Regular Hearings</u>													
Additional Info	21	15	13	20	38	16	24	17	17	36	30	25	30
Additional Offense info	10	24	17	21	17	9	16	17	7	14	18	12	17
Hearing Cancelled	8	45	21	2	17	19	7	0	45	57	36	68	18
Ineligible-PE date	1	0	0	0	0	1	1	0	1	2	3	2	1
No Parole Package	0	0	0	0	0	0	0	0	0	0	0	0	0
Awaiting Sex Offender Eval	0	0	0	0	0	0	0	0	0	0	0	0	0
Other	16	22	17	21	5	16	43	19	19	17	27	18	20
Total Board Reasons:	56	106	68	64	77	61	91	53	89	126	114	125	86
All Reasons:	224	224	259	180	147	190	279	153	197	200	229	236	209

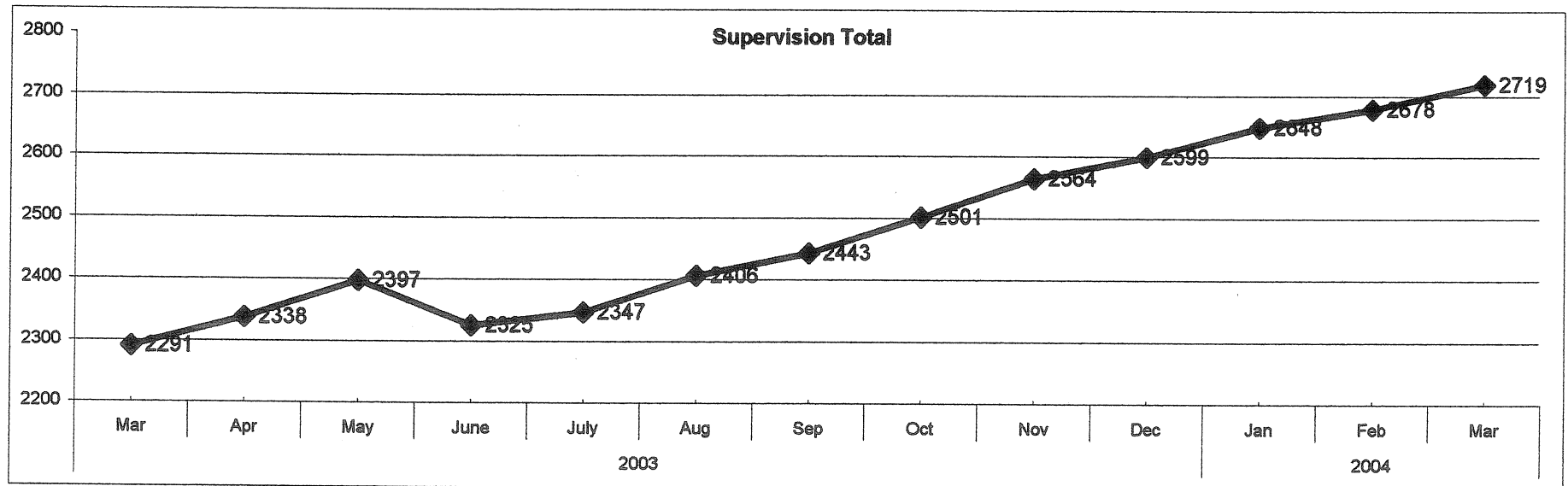


**Parole Granting Rate
April 2003 - March 2004**

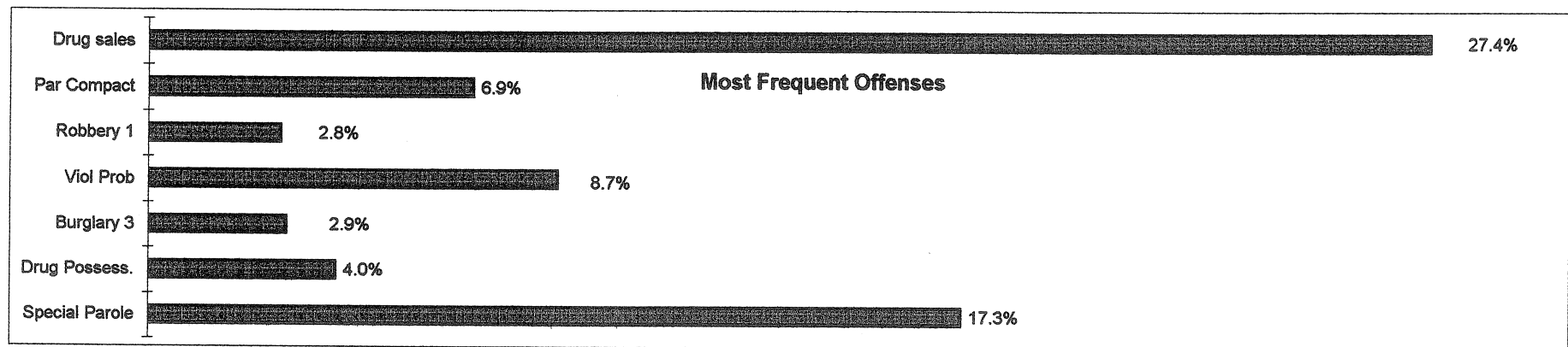
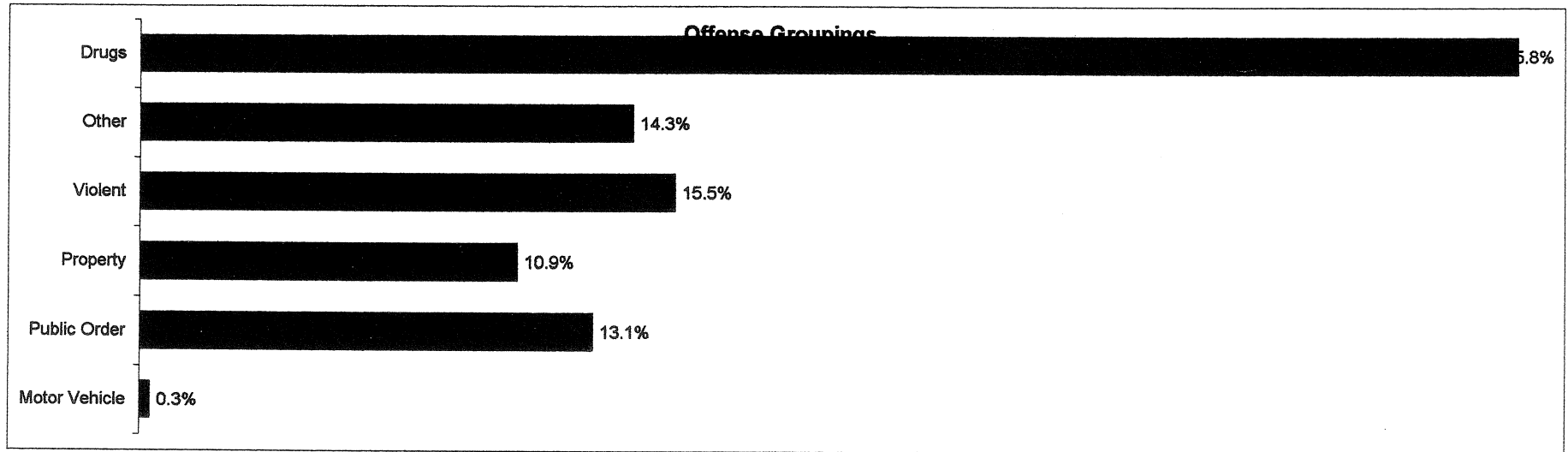
	Full Panel Hearings	Administrative Reviews
April	80%	78%
May	76%	73%
June	83%	75%
July	75%	74%
August	81%	81%
September	83%	73%
October	90%	77%
November	79%	76%
December	83%	81%
January	81%	81%
February	78%	82%
March	86%	87%
Average:	81%	78%

Connecticut Board of Parole Parole Supervision Caseload March 31, 2004

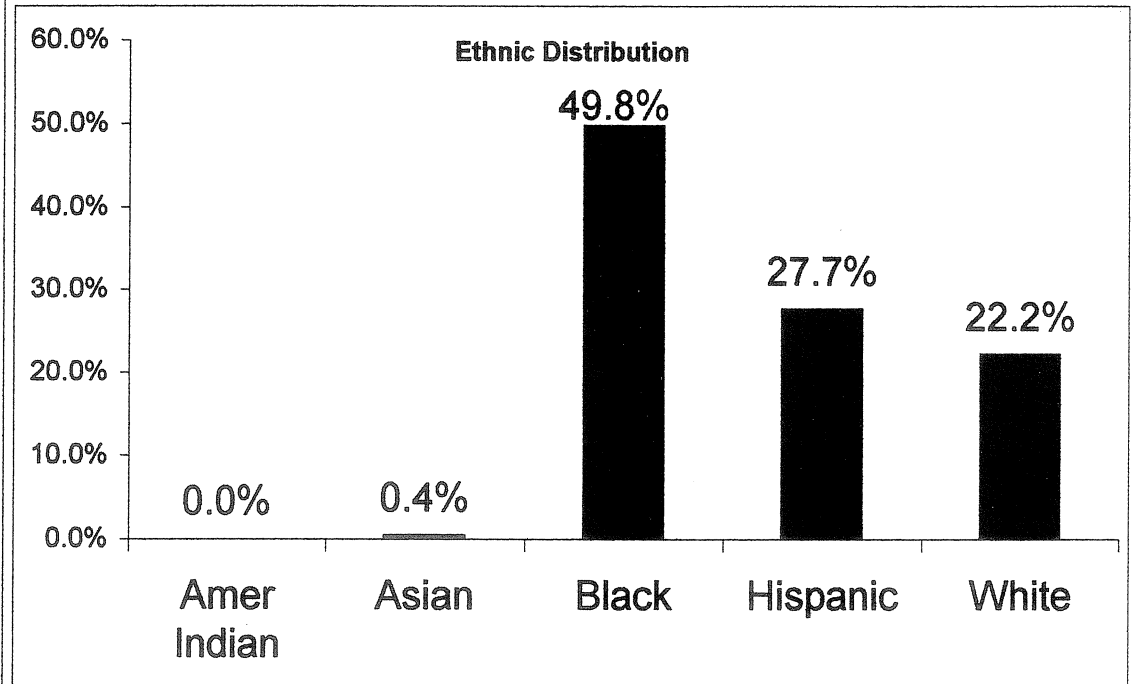
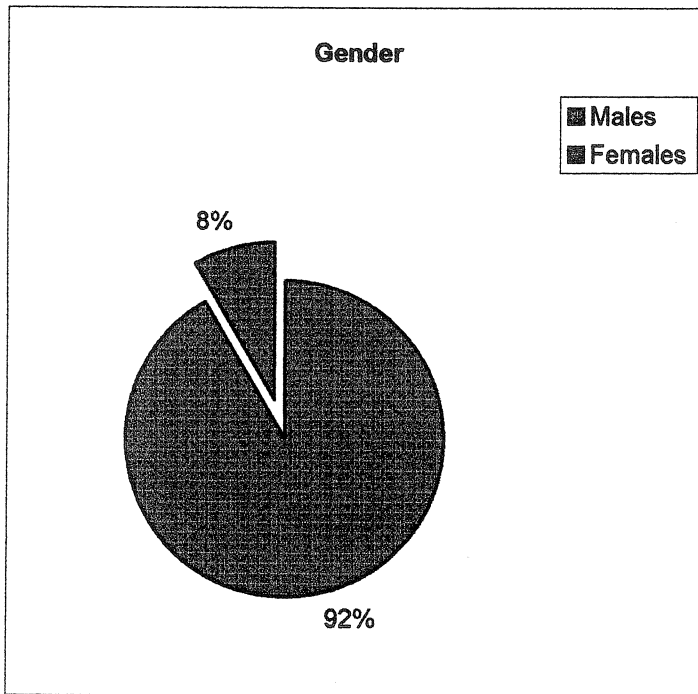
	2003										2004		
	Mar	Apr	May	June	July	Aug	Sep	Oct	Nov	Dec	Jan	Feb	Mar
CT Parolees Supervised in CT	1945	1996	2046	1979	1988	2047	2071	2121	2179	2218	2260	2284	2336
Out Of State Parolees Supervised in CT	200	194	200	188	196	194	196	202	206	205	205	210	195
CT Supervision Total:	2145	2190	2246	2167	2184	2241	2267	2323	2385	2423	2465	2494	2531
CT Parolees Supervised Out of State	146	148	151	158	163	165	176	178	179	176	183	184	188
Supervision Total:	2291	2338	2397	2325	2347	2406	2443	2501	2564	2599	2648	2678	2719
Parole Violators Confined	268	259	255	264	262	278	304	323	346	343	374	360	352
GRAND TOTAL	2559	2597	2652	2589	2609	2684	2747	2824	2910	2942	3022	3038	3071



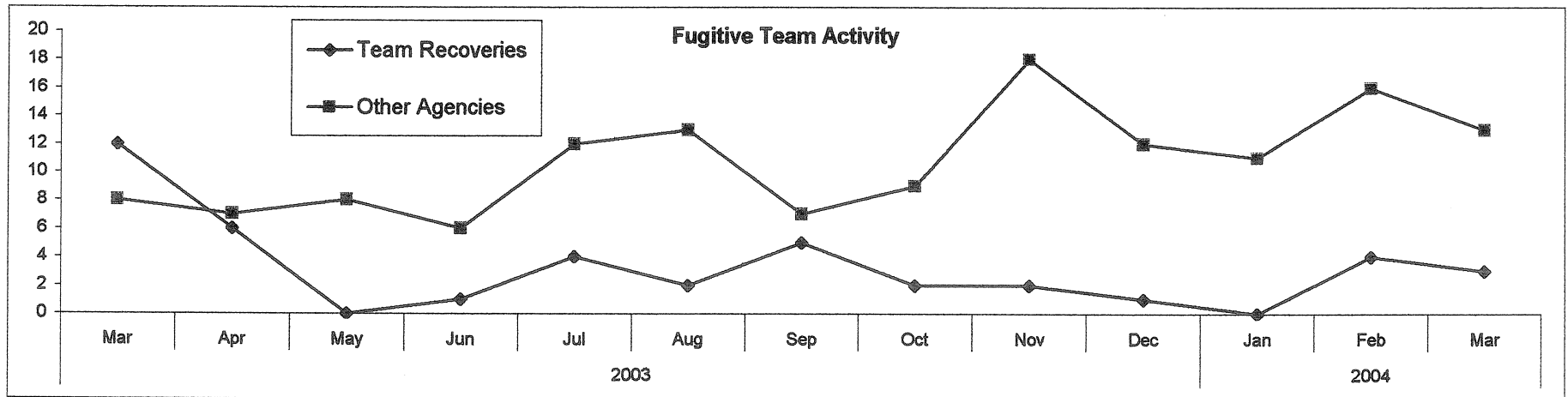
Connecticut Board of Parole Parole Supervision Caseload March 31, 2004



**Connecticut Board of Parole
Parole Supervision Caseload
March 31, 2004**



**Connecticut Board of Parole
Parole Supervision Caseload
March 31, 2004**



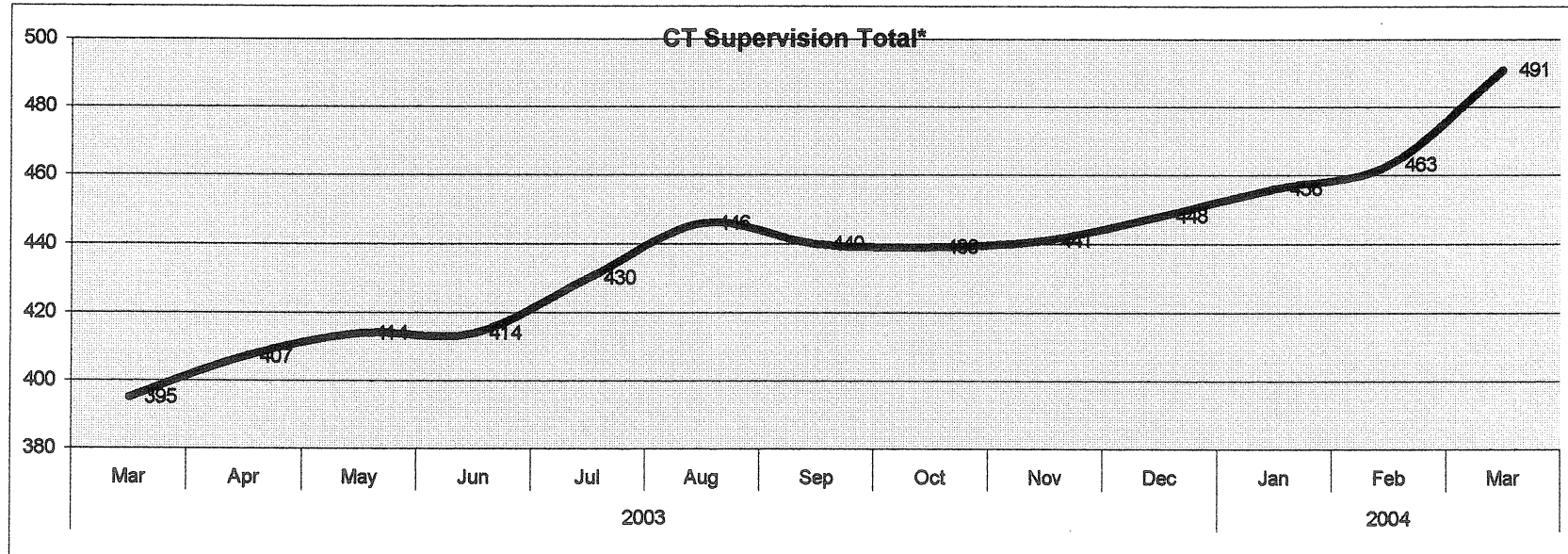
**Connecticut Board of Parole
Parole Supervision Caseload
March 31, 2004**

	2003										2004		
	Mar	Apr	May	June	July	Aug	Sep	Oct	Nov	Dec	Jan	Feb	Mar
Number of Parolees Employed:	1672	1781	1750	1776	1799	1767	1850	1843	1882	1925	1941	1936	1958
Parolees Unemployable:	214	221	224	213	214	290	258	275	274	239	254	252	294
Proportion Employed:	87%	90%	87%	91%	91%	91%	92%	90%	89%	88%	88%	86%	88%
Number Active in Parole Works:	174	174	202	174	164	180	156	200	222	255	264	285	267
# Community Service Hours:	1612	1485	1790	766	498	1217	1357	1510	1794	973	1986	280	564

Parole Supervision Caseload March 31, 2004

Bridgeport District Office Supervision Caseload

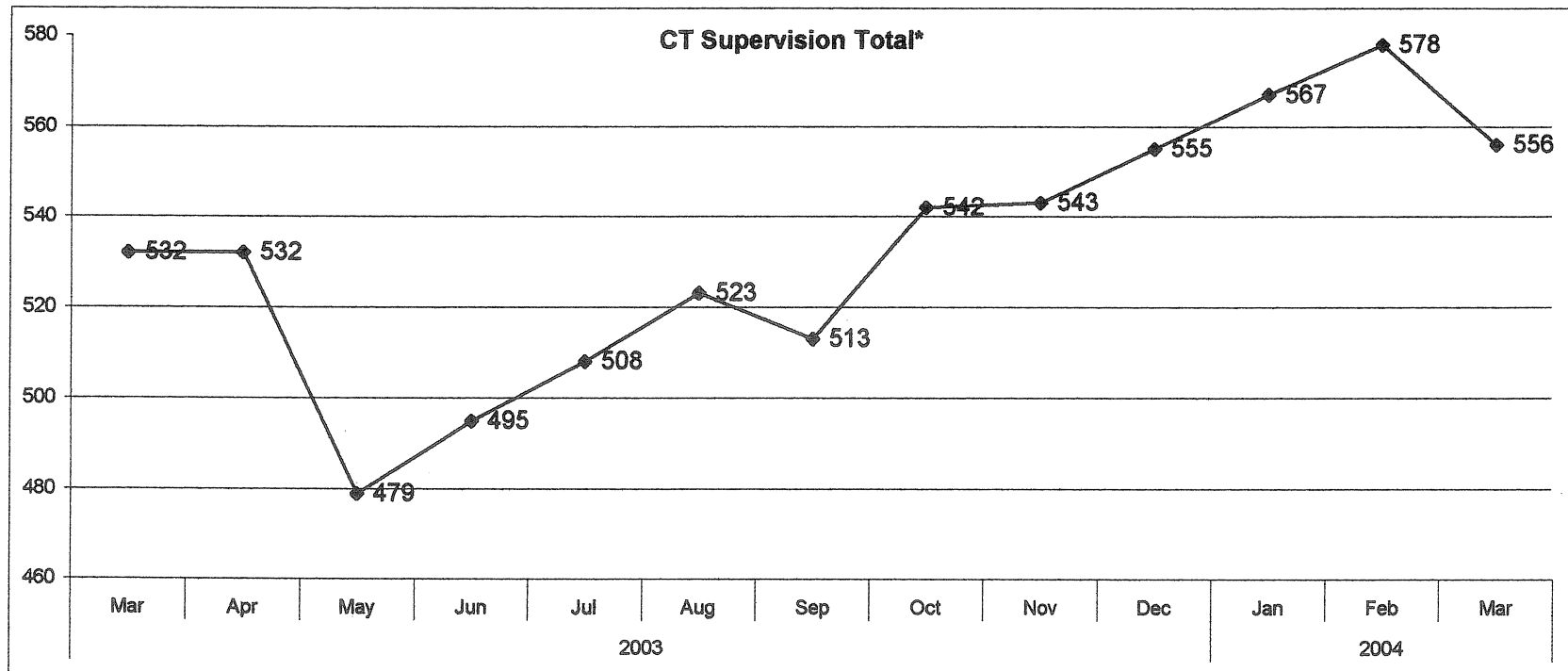
	2003										2004		
	Mar	Apr	May	Jun	Jul	Aug	Sep	Oct	Nov	Dec	Jan	Feb	Mar
CT Parolees Supervised in CT	355	370	377	379	393	411	405	403	407	413	422	430	456
Out Of State Parolees Supervised in CT	40	37	37	35	37	35	35	36	34	35	34	33	35
CT Supervision Total:	395	407	414	414	430	446	440	439	441	448	456	463	491
Parole Violators Confined	43	30	40	46	36	55	53	54	70	71	73	70	64
GRAND TOTAL	438	437	454	460	466	501	493	493	511	519	529	533	555



Parole Supervision Caseload March 31, 2004

Hartford District Office Supervision Caseload

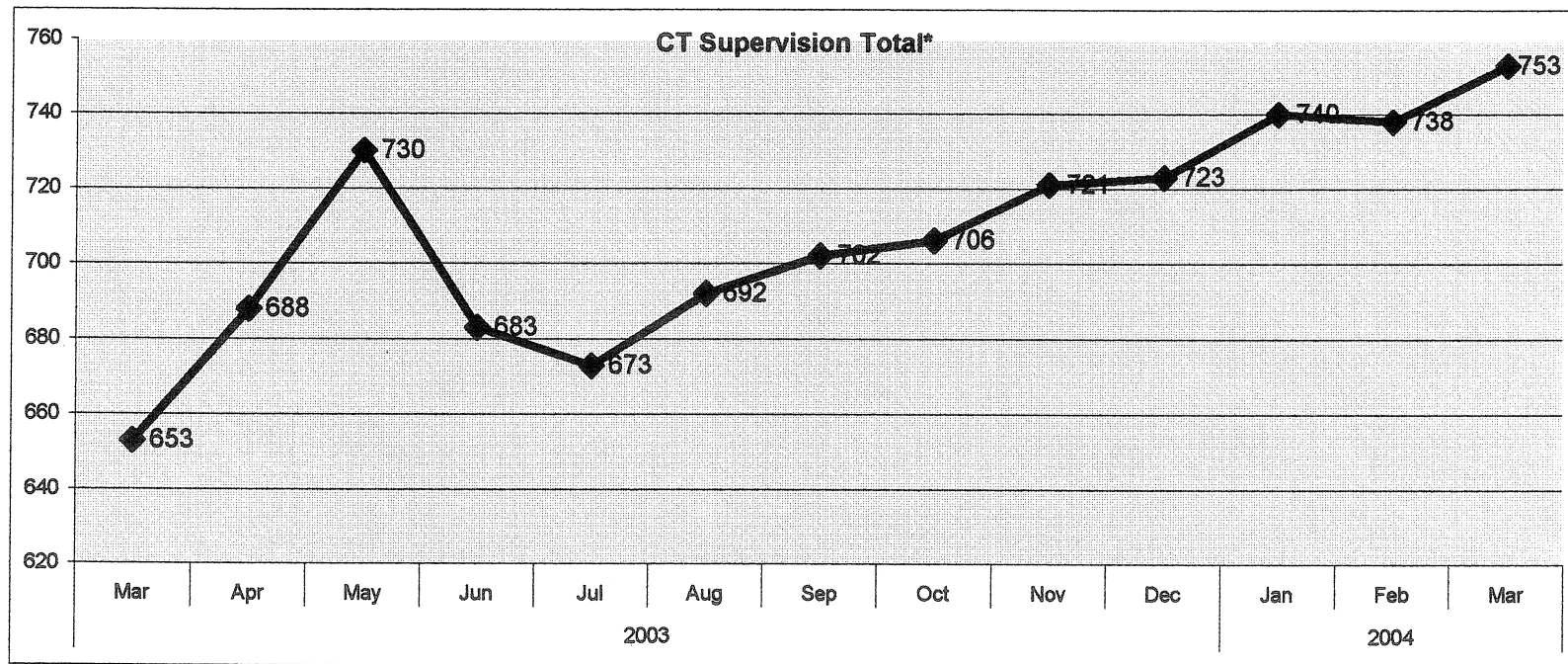
	2003											2004		
	Mar	Apr	May	Jun	Jul	Aug	Sep	Oct	Nov	Dec	Jan	Feb	Mar	
CT Parolees Supervised in CT	485	483	432	441	453	469	460	488	487	499	507	516	503	
Out Of State Parolees Supervised in CT	47	49	47	54	55	54	53	54	56	56	60	62	53	
CT Supervision Total:	532	532	479	495	508	523	513	542	543	555	567	578	556	
Parole Violators Confined	99	103	89	79	77	66	74	78	94	92	102	106	91	
GRAND TOTAL	631	635	568	574	585	589	587	620	637	647	669	684	647	



Parole Supervision Caseload March 31, 2004

New Haven District Office Supervision Caseload

	2003										2004		
	Mar	Apr	May	Jun	Jul	Aug	Sep	Oct	Nov	Dec	Jan	Feb	Mar
CT Parolees Supervised in CT	597	631	672	630	617	635	643	647	662	664	682	678	702
Out Of State Parolees Supervised in CT	56	57	58	53	56	57	59	59	59	59	58	60	51
CT Supervision Total:	653	688	730	683	673	692	702	706	721	723	740	738	753
Parole Violators Confined	76	73	75	67	69	70	78	91	103	102	101	107	97
GRAND TOTAL	729	761	805	750	742	762	780	797	824	825	841	845	850

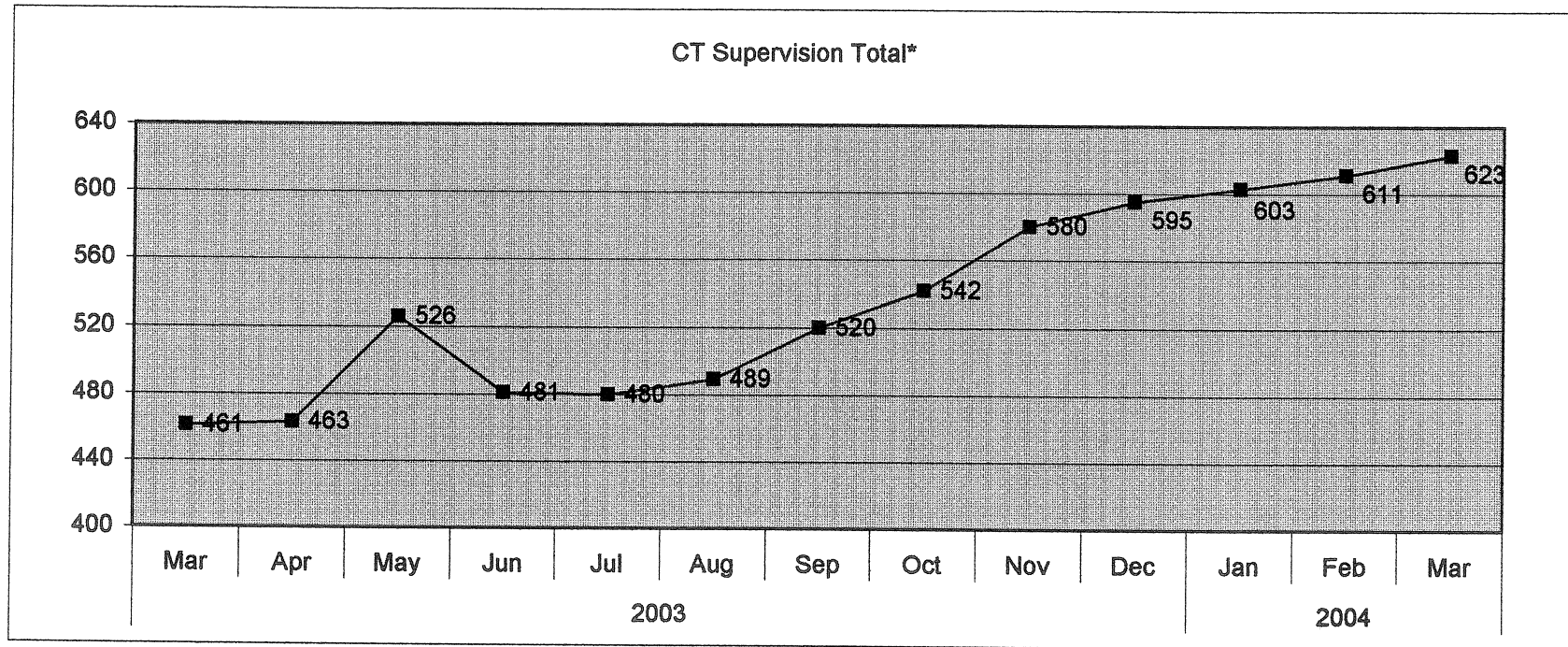


Parole Supervision Caseload

March 31, 2004

Waterbury Caseload

	2003										2004		
	Mar	Apr	May	Jun	Jul	Aug	Sep	Oct	Nov	Dec	Jan	Feb	Mar
CT Parolees Supervised in CT	417	422	478	445	443	452	482	501	536	553	562	568	581
Out Of State Parolees Supervised in CT	44	41	48	36	37	37	38	41	44	42	41	43	42
CT Supervision Total:	461	463	526	481	480	489	520	542	580	595	603	611	623
Parole Violators Confined	33	41	46	52	63	61	65	67	59	61	73	69	74
GRAND TOTAL	494	504	572	533	543	550	585	609	639	656	676	680	697

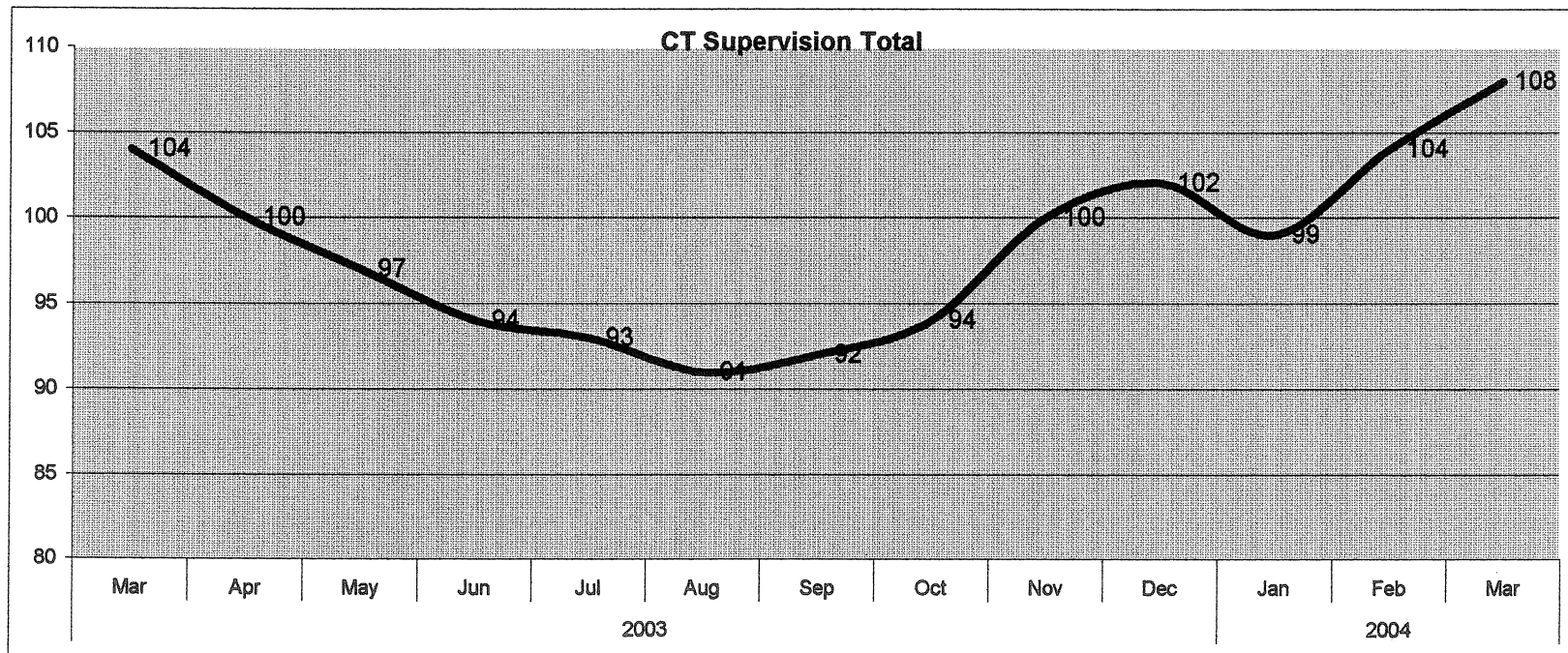


Parole Supervision Caseload

March 31, 2004

Special Management Supervision Caseload

	2003										2004		
	Mar	Apr	May	Jun	Jul	Aug	Sep	Oct	Nov	Dec	Jan	Feb	Mar
CT Parolees Supervised in CT	91	90	87	84	82	80	81	82	87	89	87	92	94
Out Of State Parolees Supervised in CT	13	10	10	10	11	11	11	12	13	13	12	12	14
CT Supervision Total:	104	100	97	94	93	91	92	94	100	102	99	104	108
Parole Violators Confined	20	10	13	18	16	18	21	21	21	18	19	18	18
GRAND TOTAL	124	110	110	112	109	109	113	115	121	120	118	122	126



Violation Reports

March 1, 2004 - March 31, 2004

<i>Office</i>	<i>Parole Officer</i>	<i>Absconder</i>	<i>Criminal</i>	<i>Technical</i>	<i>Total</i>
<i>Bridgeport</i>					
	Barry			1	1
	Greene		3		3
	Holmes		2	2	4
	Johnson		2	1	3
	O'Reilly	1			1
	Tomaszewski		2	1	3
	Office Total	1	9	5	15
<i>Hartford</i>					
	Anderson	2	2	2	6
	Banas		3	5	8
	Casanova	3	2	1	6
	Edwards	1	3	1	5
	Hill	1		2	3
	Mills		2	2	4
	Szydlo		1	1	2
	Office Total	7	13	14	34
<i>Interstate Compact</i>					
	Johnson, T		1		1
	Office Total		1		1
<i>New Haven</i>					
	DeLucia		1		1
	Duca		4	1	5
	Griffin	1	6	1	8
	Hogan	2	3	1	6
	Kelly	1	3	3	7
	Lawlor	1	2		3
	Nelson	1	1	1	3
	Runlett	2	1		3

Tuesday, April 20, 2004

<i>Office</i>	<i>Parole Officer</i>	<i>Absconder</i>	<i>Criminal</i>	<i>Technical</i>	<i>Total</i>
	Sprawling		2	2	4
	Watts		1		1
	Office Total	8	24	9	41
<i>Special Management</i>					
	Fleming	1		2	3
	Reichard	3		1	4
	Office Total	4		3	7
<i>Waterbury</i>					
	Defeo		1	1	2
	Fernandes			1	1
	Krupa		5		5
	McCown	1	2	1	4
	O'Connor	1	1	1	3
	Romano	2	3	1	6
	Wood		4		4
	Office Total	4	16	5	25
<i>Grand Total</i>		24	63	36	123

** Source: Hearings Division Warrant Requests and Interstate Reports*