


STATE OF CONNECTICUT

Connecticut Parole and Community Services

**Monthly Report**



**FEBRUARY 2004**  
(*FEBRUARY 2003 to FEBRUARY 2004*)

Prepared by  
*Jerry Stowell*

FOR  
BOARD OF PARDONS & PAROLES (BOPP)  
AND  
DEPARTMENT OF CORRECTION (DOC)  
Parole and Community Services Division

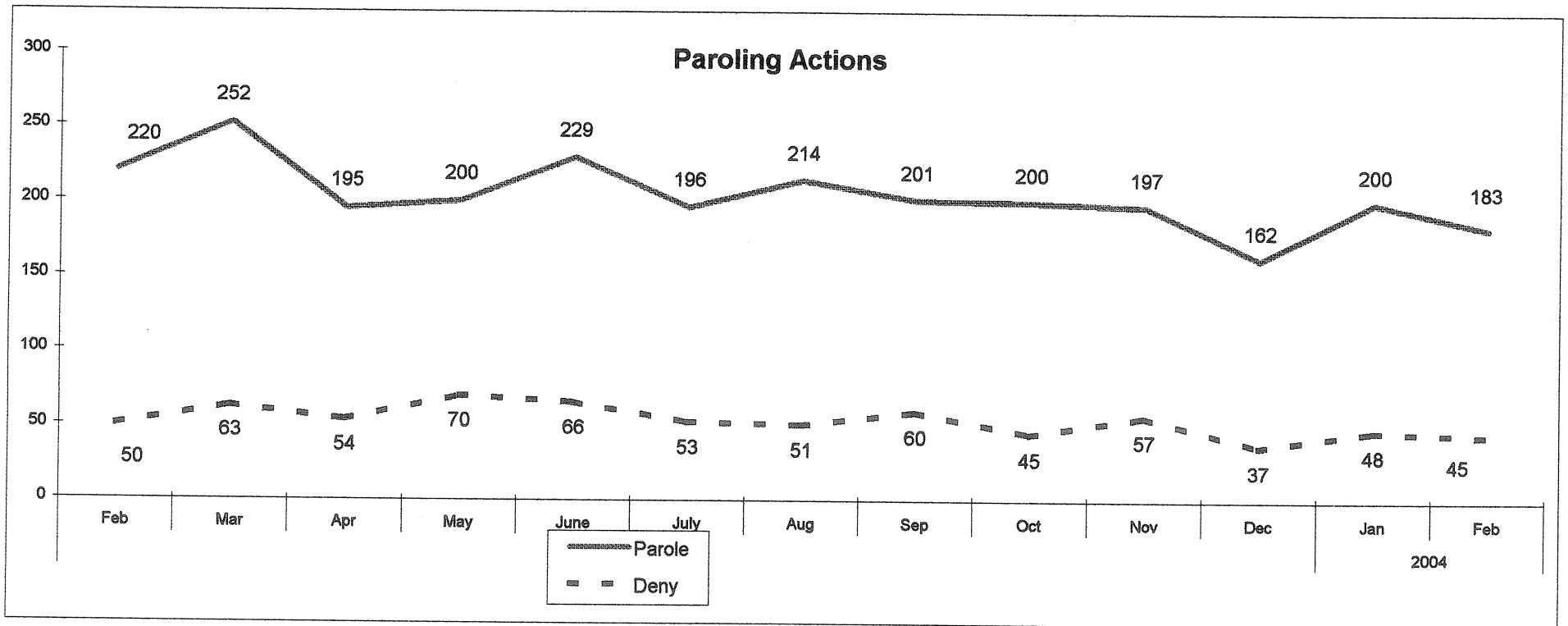
**Correctional Population and Parole Eligibility  
February 29, 2004**

<b>Confined Population</b>	<b>18,075</b>		
(Unsentenced and Special Inmates)	(4,135)	Balance	13,940
(Sentences 2 Years & Less, Cuscom, New Admits)	(4,367)	Balance	9,573
(Parole Ineligible, crime committed)	(681)	Balance	8,892
(SRG Classification)	(265)	Balance	8,627
(Wright Decision Cases)	(380)	Balance	8,247
(Level 5 Classification)	(59)	Balance	8,188
(Chronic Disciplinary Unit Classification)	(51)		
<b>Population Eligible for Parole Consideration</b>	<b>8,137</b>		

**Connecticut Board of Parole  
Hearings Division Monthly Statistics  
February 29, 2004**

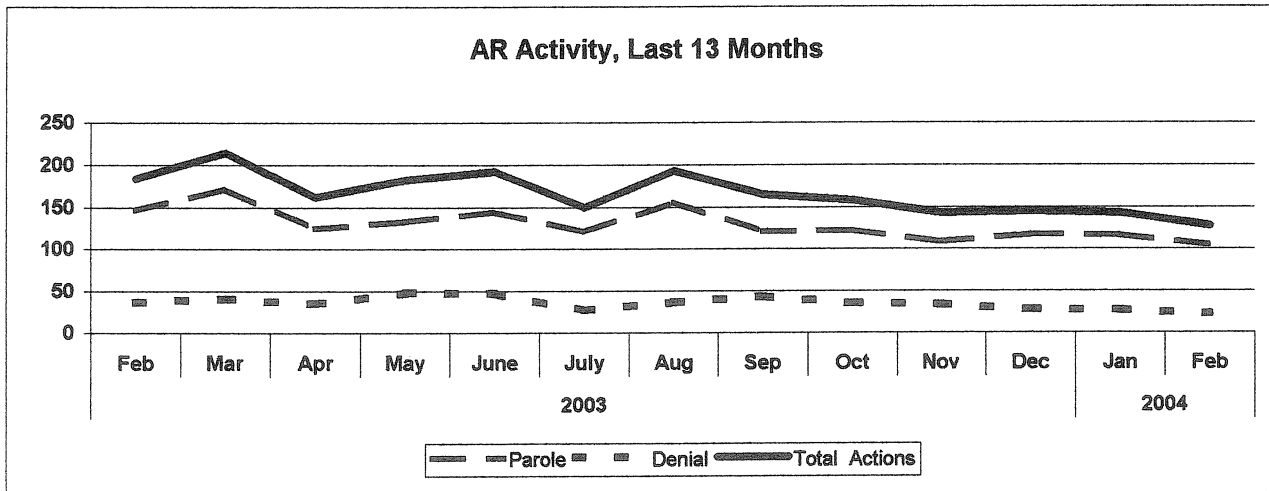
	2003												2004		12 Mo. Totals
	Feb	Mar	Apr	May	June	July	Aug	Sep	Oct	Nov	Dec	Jan	Feb		
<b>Full Panel Actions</b>															
Parole	73	80	70	67	85	75	58	80	78	88	45	84	78	888	
Deny	13	21	18	21	18	26	14	16	9	23	9	21	22	218	
Medical Parole	0	0	0	0	0	0	0	0	0	0	0	0	0	0	
Revoke	34	42	34	29	24	40	31	32	17	34	32	46	56	417	
Revoke & Reparole	28	29	31	24	17	16	28	25	20	33	36	44	52	355	
Rescind	4	4	3	6	3	3	3	4	2	11	1	7	9	56	
Rescind & Reparole	7	12	10	1	6	10	5	9	17	15	4	11	7	107	
Early Parole Discharge	0	0	0	0	0	0	0	0	0	0	0	0	0	0	
<b>Total Full Panel Actions</b>	159	188	166	148	153	170	139	166	143	204	127	213	224	2041	
<b>Administrative Review Actions</b>															
Parole	147	172	125	133	144	121	156	121	122	109	117	116	105	1541	
Deny	37	42	36	49	48	27	37	44	36	34	28	27	23	431	
<b>Total Admin. Review Actions</b>	184	214	161	182	192	148	193	165	158	143	145	143	128	1972	
<b>Staff Actions</b>															
Case Review	13	30	12	51	30	19	26	35	37	23	15	20	30	328	
Review & Reschedule	307	241	252	247	181	169	201	284	148	208	223	250	226	2630	
Close Interest	92	40	50	55	59	12	89	82	46	35	52	70	66	656	
<b>Total Actions</b>	755	713	641	683	615	518	648	732	532	613	562	696	674	7627	
<b>Total Hearing Dates</b>	19	19	19	18	17	21	16	21	18	21	19	19	20	228	
<b>Parole Grant Rate</b>															
Full Panels	85%	79%	80%	76%	83%	74%	81%	83%	90%	79%	83%	80%	78%	80%	
Administrative Reviews	80%	80%	78%	73%	75%	82%	81%	73%	77%	76%	81%	81%	82%	78%	

**Connecticut Board of Parole  
Hearings Division Monthly Statistics  
February 29, 2004**



**Connecticut Board of Parole  
Hearings Division Monthly Statistics  
Administrative Reviews  
February 29, 2004**

	2003											2004	
	Feb	Mar	Apr	May	June	July	Aug	Sep	Oct	Nov	Dec	Jan	Feb
<b>Parole</b>	147	172	125	133	144	121	156	121	122	109	117	116	105
<b>Denial</b>	37	42	36	49	48	27	37	44	36	34	28	27	23
<b>Medical Parole</b>	0	0	0	1	0	0	2	0	0	0	0	0	0
<b>Total Actions</b>	184	214	162	182	192	150	193	165	158	143	145	143	128



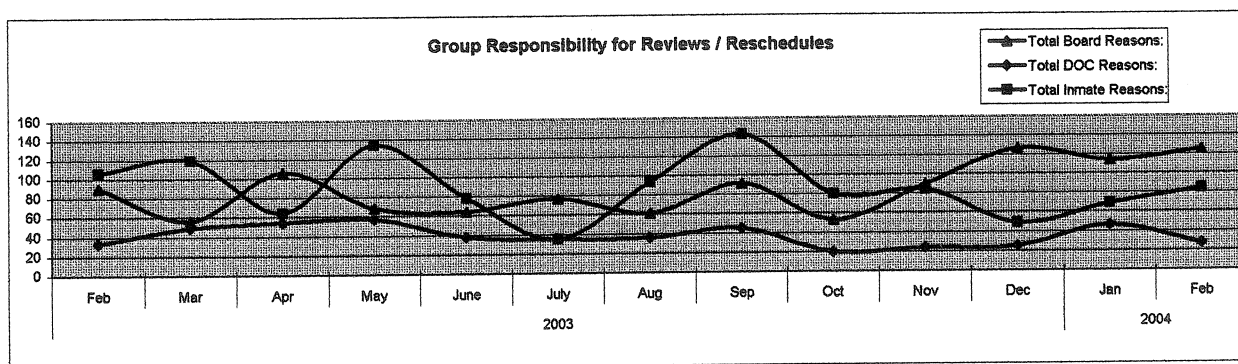
**Connecticut Board of Parole  
Hearings Division Monthly Statistics  
Current Location  
February 29, 2004  
Persons Granted Parole via Administrative Reviews**

**Granting Month**

Location	2003												2004		12 mo. Total
	Feb	Mar	Apr	May	June	July	Aug	Sep	Oct	Nov	Dec	Jan	Feb		
CT Parole Supervision	8	33	16	6	8	6	9	0	5	23	4	3	3	116	
Out-of State Parole Supervision	0	0	1	0	0	0	0	0	0	0	0	0	0	1	
Abscond from Parole	0	0	0	0	0	0	0	0	0	0	0	0	0	0	
Halfway House	5	2	6	2	5	2	2	5	4	3	3	3	3	40	
Confined in CT, to be Released	131	133	97	115	130	115	136	111	109	83	106	109	96	1340	
Confined, Out of State	0	0	0	0	0	0	0	0	0	0	0	0	0	0	
Furlough	0	0	0	0	0	0	0	0	0	0	0	0	0	0	
Escaped, Prior to Release	0	0	0	0	0	0	0	0	0	0	0	0	0	0	
Reconfined	0	0	0	0	0	0	0	0	0	0	0	0	0	0	
TS	0	0	0	0	0	0	0	0	0	0	0	0	0	0	
Discharged	0	4	1	3	1	0	1	2	2	0	0	0	0	14	
Virginia	3	0	5	7	0	0	8	3	2	0	2	0	3	30	
Medical Hospital	0	0	0	0	0	0	0	0	0	0	1	1	0	2	
<b>Total</b>	<b>147</b>	<b>172</b>	<b>126</b>	<b>133</b>	<b>144</b>	<b>123</b>	<b>156</b>	<b>121</b>	<b>122</b>	<b>109</b>	<b>116</b>	<b>116</b>	<b>105</b>	<b>1543</b>	

**Connecticut Board of Parole  
Types of Review and Rescheduling Activities  
February 2004**

	2003												2004	
	Feb	Mar	Apr	May	June	July	Aug	Sep	Oct	Nov	Dec	Jan	Feb	
<b><u>Inmate-Related Reasons:</u></b>														
<b><u>Regular Hearings</u></b>														
In Seg/Punitive Seg	13	11	6	3	1	3	1	9	3	4	3	2	0	
Inmate's Request	0	1	0	0	0	0	1	1	0	1	2	3	2	
Pending Charges	37	41	19	23	16	5	21	45	15	11	12	16	14	
Pending DR	0	0	0	0	0	0	0	0	0	0	0	0	0	
SRG Affiliation	37	16	10	40	13	2	19	19	6	14	6	8	20	
Pending Waiver	0	0	0	0	0	0	0	0	0	0	0	0	0	
85% Status	5	15	14	15	14	1	20	33	18	28	10	16	17	
Case Review	13	30	12	51	30	19	26	35	37	23	15	20	30	
<b><u>Revocation Hearings:</u></b>														
Attorney	0	1	1	0	1	3	0	0	0	0	1	0	0	
Pending Charges	1	4	2	2	3	2	5	1	1	3	0	4	1	
<b>Total Inmate Reasons:</b>	<b>106</b>	<b>119</b>	<b>64</b>	<b>134</b>	<b>78</b>	<b>35</b>	<b>93</b>	<b>143</b>	<b>80</b>	<b>84</b>	<b>49</b>	<b>69</b>	<b>84</b>	
<b><u>DOC-Related Reasons</u></b>														
<b><u>Regular Hearings</u></b>														
Transportation	25	36	45	40	32	26	27	28	17	15	13	37	16	
Awaiting MH Evaluation	8	13	9	17	6	9	9	17	3	9	12	9	11	
<b>Total DOC Reasons:</b>	<b>33</b>	<b>49</b>	<b>54</b>	<b>57</b>	<b>38</b>	<b>35</b>	<b>36</b>	<b>45</b>	<b>20</b>	<b>24</b>	<b>25</b>	<b>46</b>	<b>27</b>	
<b><u>Board-Related Reasons</u></b>														
<b><u>Regular Hearings</u></b>														
Additional Info	14	21	15	13	20	38	16	24	17	17	36	30	25	
Additional Offense Info	11	10	24	17	21	17	9	16	17	7	14	18	12	
Hearing Cancelled	17	8	45	21	2	17	19	7	0	45	57	36	68	
Ineligible-PE date	0	1	0	0	0	0	1	1	0	1	2	3	2	
No Parole Package	0	0	0	0	0	0	0	0	0	0	0	0	0	
Awaiting Sex Offender Eval	0	0	0	0	0	0	0	0	0	0	0	0	0	
Other	48	16	22	17	21	5	16	43	19	19	17	27	18	
<b>Total Board Reasons:</b>	<b>90</b>	<b>56</b>	<b>106</b>	<b>68</b>	<b>64</b>	<b>77</b>	<b>61</b>	<b>91</b>	<b>53</b>	<b>89</b>	<b>126</b>	<b>114</b>	<b>125</b>	
<b>All Reasons:</b>	<b>229</b>	<b>224</b>	<b>224</b>	<b>269</b>	<b>180</b>	<b>147</b>	<b>190</b>	<b>279</b>	<b>153</b>	<b>197</b>	<b>200</b>	<b>229</b>	<b>236</b>	



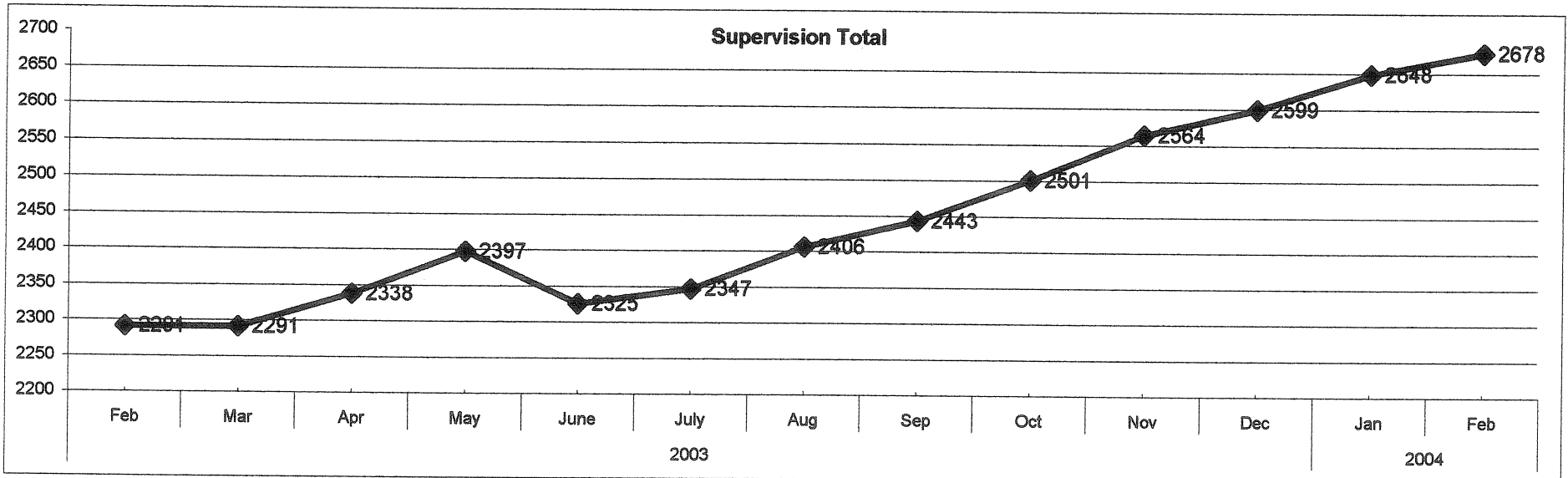
**Parole Granting Rate  
March 2003 - February 2004**

	<b>Full Panel Hearings</b>	<b>Administrative Reviews</b>
<b>March</b>	79%	80%
<b>April</b>	80%	78%
<b>May</b>	76%	73%
<b>June</b>	83%	75%
<b>July</b>	75%	74%
<b>August</b>	81%	81%
<b>September</b>	83%	73%
<b>October</b>	90%	77%
<b>November</b>	79%	76%
<b>December</b>	83%	81%
<b>January</b>	81%	81%
<b>February</b>	78%	82%
<b>Average:</b>	81%	78%


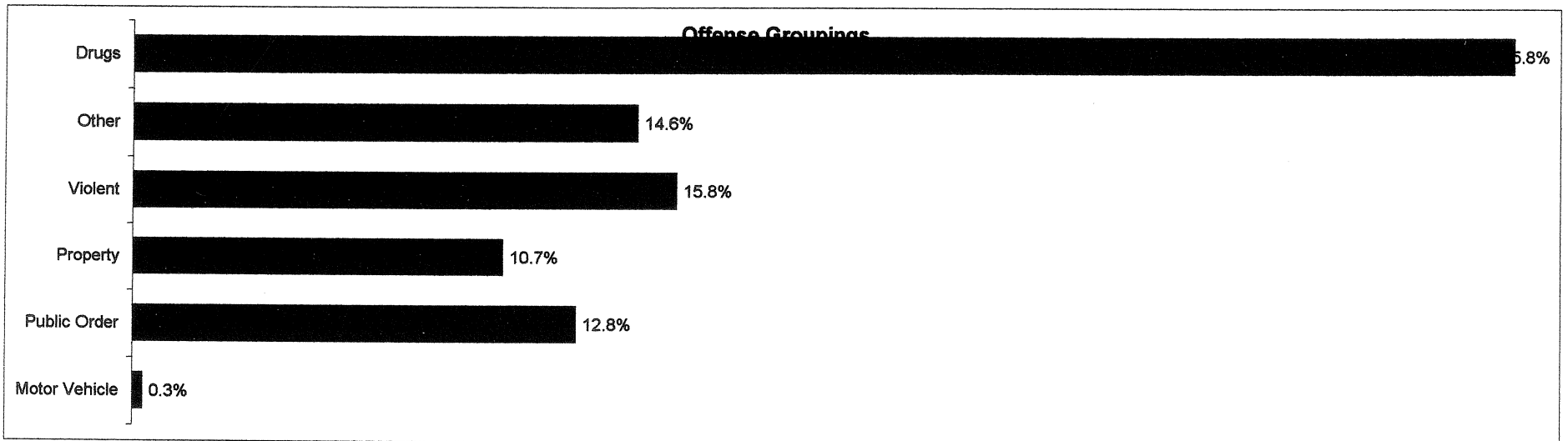


## Connecticut Board of Parole Parole Supervision Caseload February 29, 2004

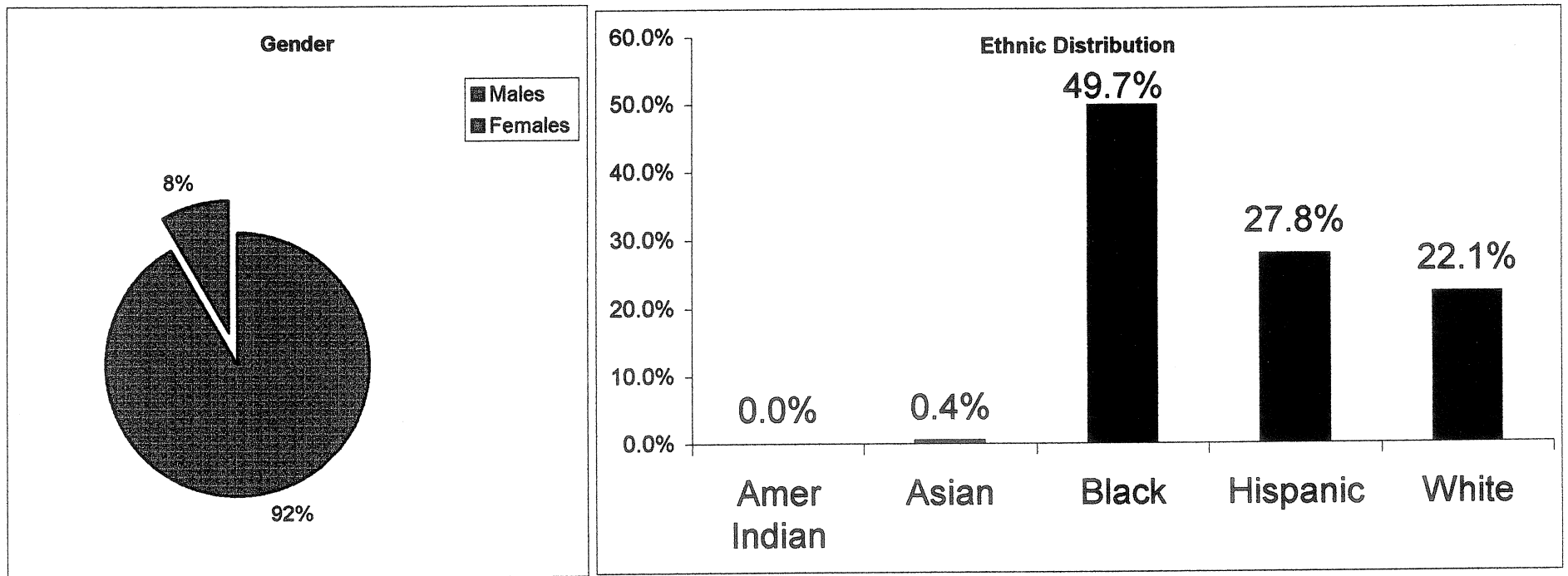
	2003											2004	
	Feb	Mar	Apr	May	June	July	Aug	Sep	Oct	Nov	Dec	Jan	Feb
CT Parolees Supervised in CT	1948	1945	1996	2046	1979	1988	2047	2071	2121	2179	2218	2260	2284
Out Of State Parolees Supervised in CT	200	200	194	200	188	196	194	196	202	206	205	205	210
CT Supervision Total:	2148	2145	2190	2246	2167	2184	2241	2267	2323	2385	2423	2465	2494
CT Parolees Supervised Out of State	143	146	148	151	158	163	165	176	178	179	176	183	184
Supervision Total:	2291	2291	2338	2397	2325	2347	2406	2443	2501	2564	2599	2648	2678
Parole Violators Confined	279	268	259	255	264	262	278	304	323	346	343	374	360
GRAND TOTAL	2570	2559	2597	2652	2589	2609	2684	2747	2824	2910	2942	3022	3038



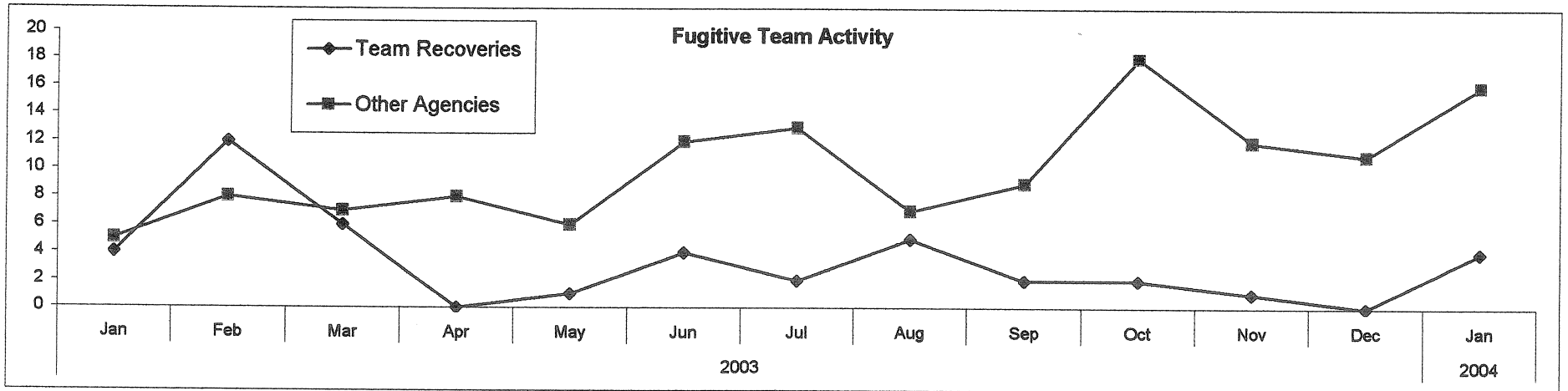
# Connecticut Board of Parole Parole Supervision Caseload February 29, 2004



**Connecticut Board of Parole  
Parole Supervision Caseload  
February 29, 2004**



**Connecticut Board of Parole  
Parole Supervision Caseload  
February 29, 2004**



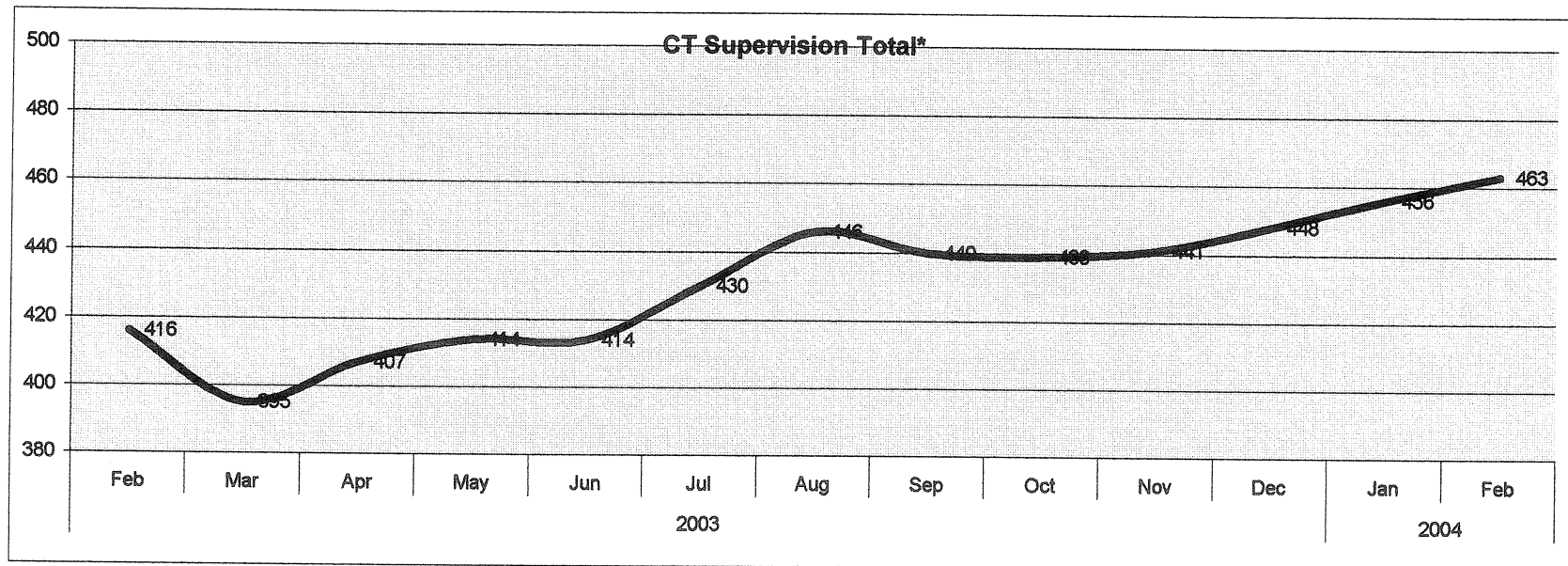
**Connecticut Board of Parole  
Parole Supervision Caseload  
February 29, 2004**

	<b>2003 Feb</b>	<b>Mar</b>	<b>Apr</b>	<b>May</b>	<b>June</b>	<b>July</b>	<b>Aug</b>	<b>Sep</b>	<b>Oct</b>	<b>Nov</b>	<b>Dec</b>	<b>Jan</b>	<b>2004 Feb</b>
<b>Number of Parolees Employed:</b>	1670	1672	1781	1750	1776	1799	1767	1850	1843	1882	1925	1941	1936
<b>Parolees Unemployable:</b>	215	214	221	224	213	214	290	258	275	274	239	254	252
<b>Proportion Employed:</b>	86%	87%	90%	87%	91%	91%	91%	92%	90%	89%	88%	88%	86%
<b>Number Active in Parole Works:</b>	172	174	174	202	174	164	180	156	200	222	255	264	285
<b># Community Service Hours:</b>	1543	1612	1485	1790	766	498	1217	1357	1510	1794	973	1986	280

## Parole Supervision Caseload February 29, 2004

### Bridgeport District Office Supervision Caseload

	2003												2004	
	Feb	Mar	Apr	May	Jun	Jul	Aug	Sep	Oct	Nov	Dec	Jan	Feb	
CT Parolees Supervised in CT	376	355	370	377	379	393	411	405	403	407	413	422	430	
Out Of State Parolees Supervised in CT	40	40	37	37	35	37	35	35	36	34	35	34	33	
<b>CT Supervision Total:</b>	<b>416</b>	<b>395</b>	<b>407</b>	<b>414</b>	<b>414</b>	<b>430</b>	<b>446</b>	<b>440</b>	<b>439</b>	<b>441</b>	<b>448</b>	<b>456</b>	<b>463</b>	
Parole Violators Confined	45	43	30	40	46	36	55	53	54	70	71	73	70	
<b>GRAND TOTAL</b>	<b>461</b>	<b>438</b>	<b>437</b>	<b>454</b>	<b>460</b>	<b>466</b>	<b>501</b>	<b>493</b>	<b>493</b>	<b>511</b>	<b>519</b>	<b>529</b>	<b>533</b>	

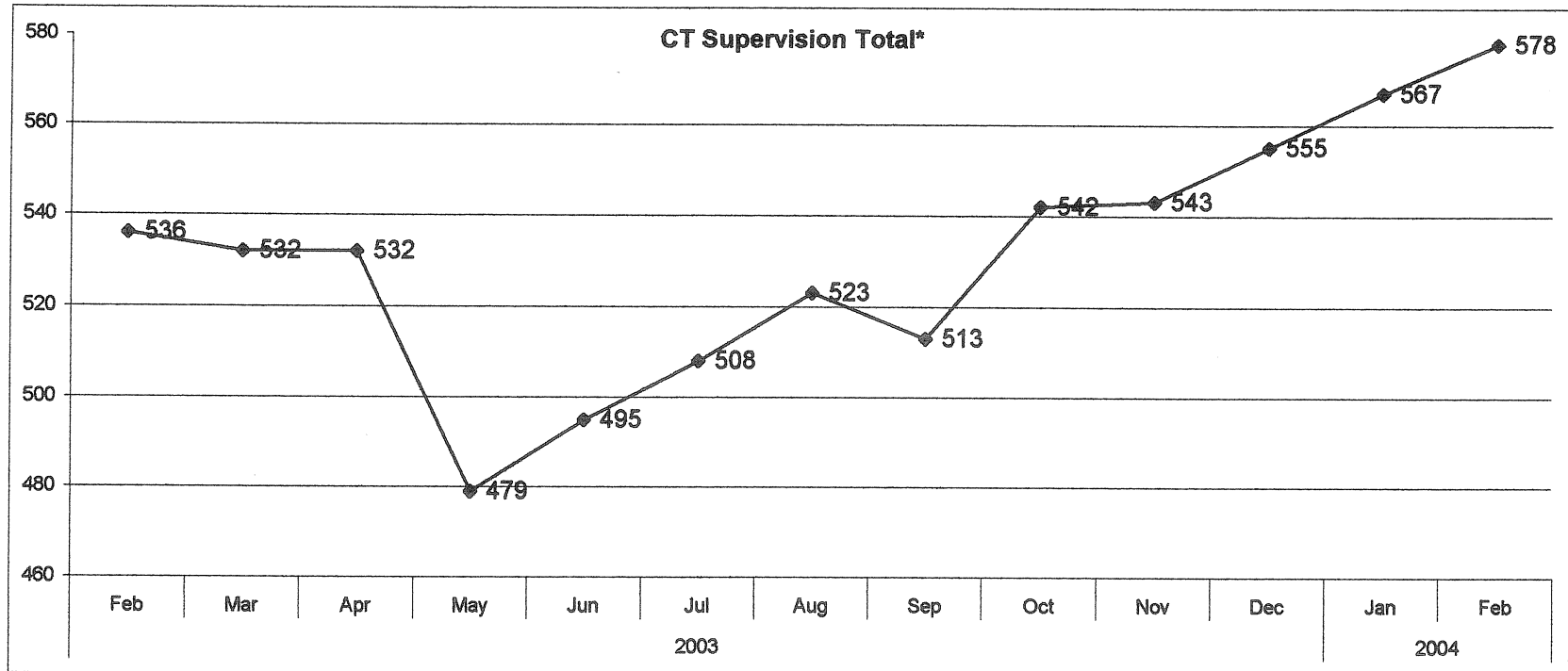


# Parole Supervision Caseload

## February 29, 2004

### Hartford District Office Supervision Caseload

	2003												2004	
	Feb	Mar	Apr	May	Jun	Jul	Aug	Sep	Oct	Nov	Dec	Jan	Feb	
<b>CT Parolees Supervised in CT</b>	488	485	483	432	441	453	469	460	488	487	499	507	516	
<b>Out Of State Parolees Supervised in CT</b>	48	47	49	47	54	55	54	53	54	56	56	60	62	
<b>CT Supervision Total:</b>	<b>536</b>	<b>532</b>	<b>532</b>	<b>479</b>	<b>495</b>	<b>508</b>	<b>523</b>	<b>513</b>	<b>542</b>	<b>543</b>	<b>555</b>	<b>567</b>	<b>578</b>	
<b>Parole Violators Confined</b>	103	99	103	89	79	77	66	74	78	94	92	102	106	
<b>GRAND TOTAL</b>	<b>639</b>	<b>631</b>	<b>635</b>	<b>568</b>	<b>574</b>	<b>585</b>	<b>589</b>	<b>587</b>	<b>620</b>	<b>637</b>	<b>647</b>	<b>669</b>	<b>684</b>	

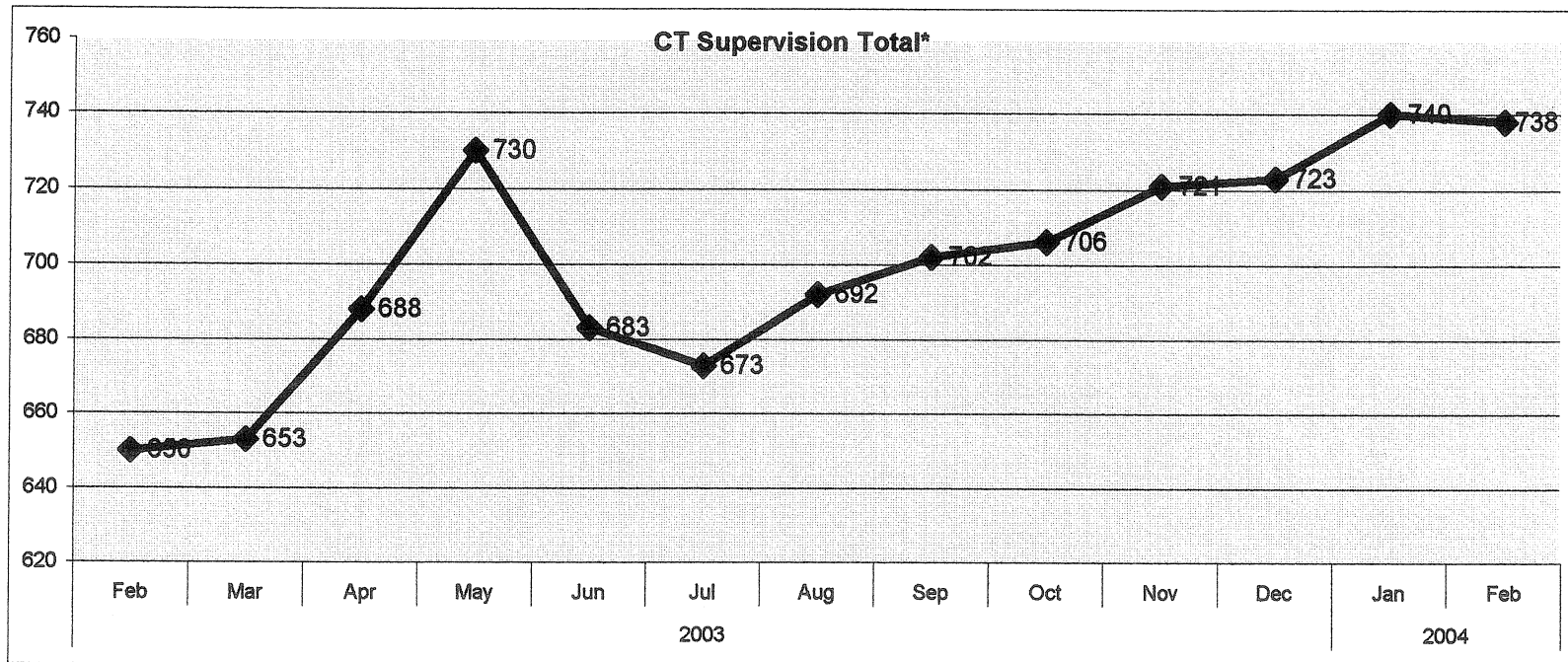


# Parole Supervision Caseload

## February 29, 2004

### New Haven District Office Supervision Caseload

	2003												2004	
	Feb	Mar	Apr	May	Jun	Jul	Aug	Sep	Oct	Nov	Dec	Jan	Feb	
CT Parolees Supervised in CT	593	597	631	672	630	617	635	643	647	662	664	682	678	
Out Of State Parolees Supervised in CT	57	56	57	58	53	56	57	59	59	59	59	58	60	
<b>CT Supervision Total:</b>	<b>650</b>	<b>653</b>	<b>688</b>	<b>730</b>	<b>683</b>	<b>673</b>	<b>692</b>	<b>702</b>	<b>706</b>	<b>721</b>	<b>723</b>	<b>740</b>	<b>738</b>	
Parole Violators Confined	82	76	73	75	67	69	70	78	91	103	102	101	107	
<b>GRAND TOTAL</b>	<b>732</b>	<b>729</b>	<b>761</b>	<b>805</b>	<b>750</b>	<b>742</b>	<b>762</b>	<b>780</b>	<b>797</b>	<b>824</b>	<b>825</b>	<b>841</b>	<b>845</b>	



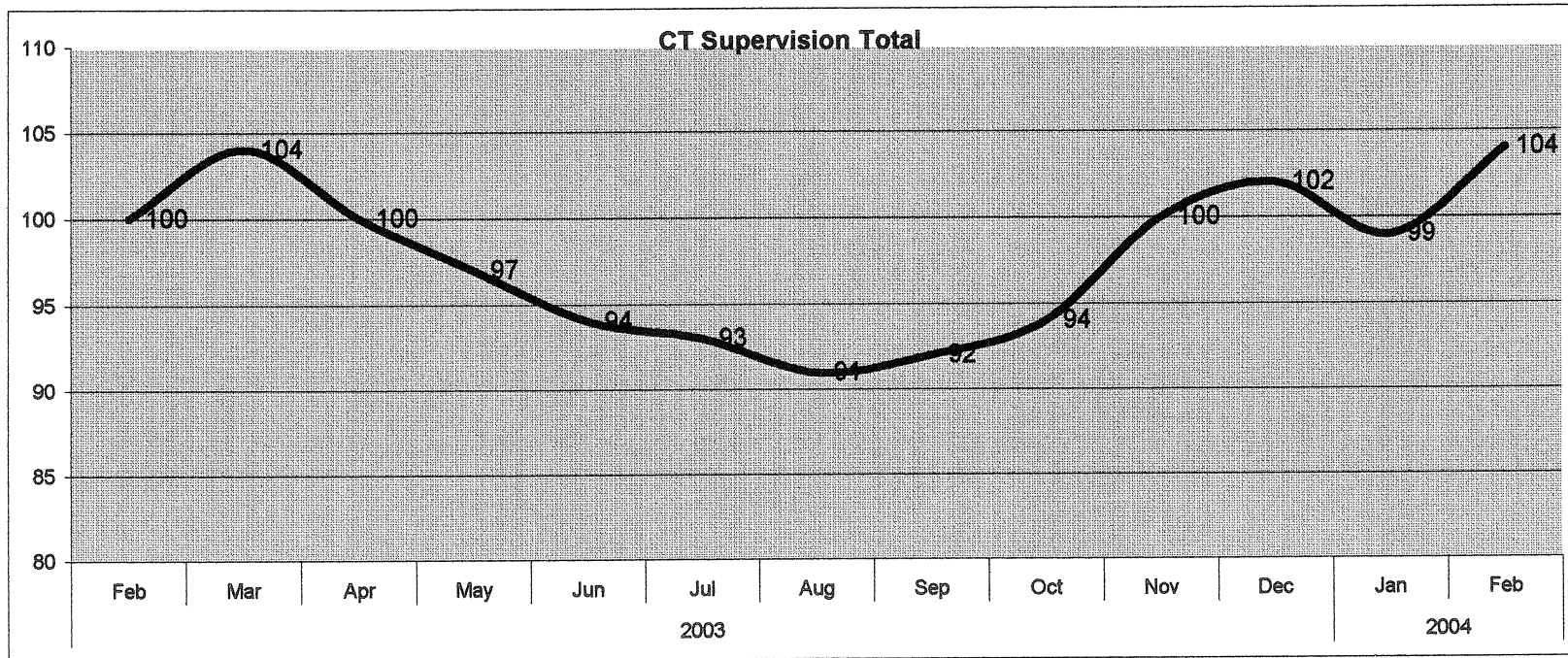


# Parole Supervision Caseload

## February 29, 2004

### Special Management Supervision Caseload

	2003												2004	
	Feb	Mar	Apr	May	Jun	Jul	Aug	Sep	Oct	Nov	Dec	Jan	Feb	
CT Parolees Supervised in CT	88	91	90	87	84	82	80	81	82	87	89	87	92	
Out Of State Parolees Supervised in CT	12	13	10	10	10	11	11	11	12	13	13	12	12	
<b>CT Supervision Total:</b>	<b>100</b>	<b>104</b>	<b>100</b>	<b>97</b>	<b>94</b>	<b>93</b>	<b>91</b>	<b>92</b>	<b>94</b>	<b>100</b>	<b>102</b>	<b>99</b>	<b>104</b>	
Parole Violators Confined	21	20	10	13	18	16	18	21	21	21	18	19	18	
<b>GRAND TOTAL</b>	<b>121</b>	<b>124</b>	<b>110</b>	<b>110</b>	<b>112</b>	<b>109</b>	<b>109</b>	<b>113</b>	<b>115</b>	<b>121</b>	<b>120</b>	<b>118</b>	<b>122</b>	

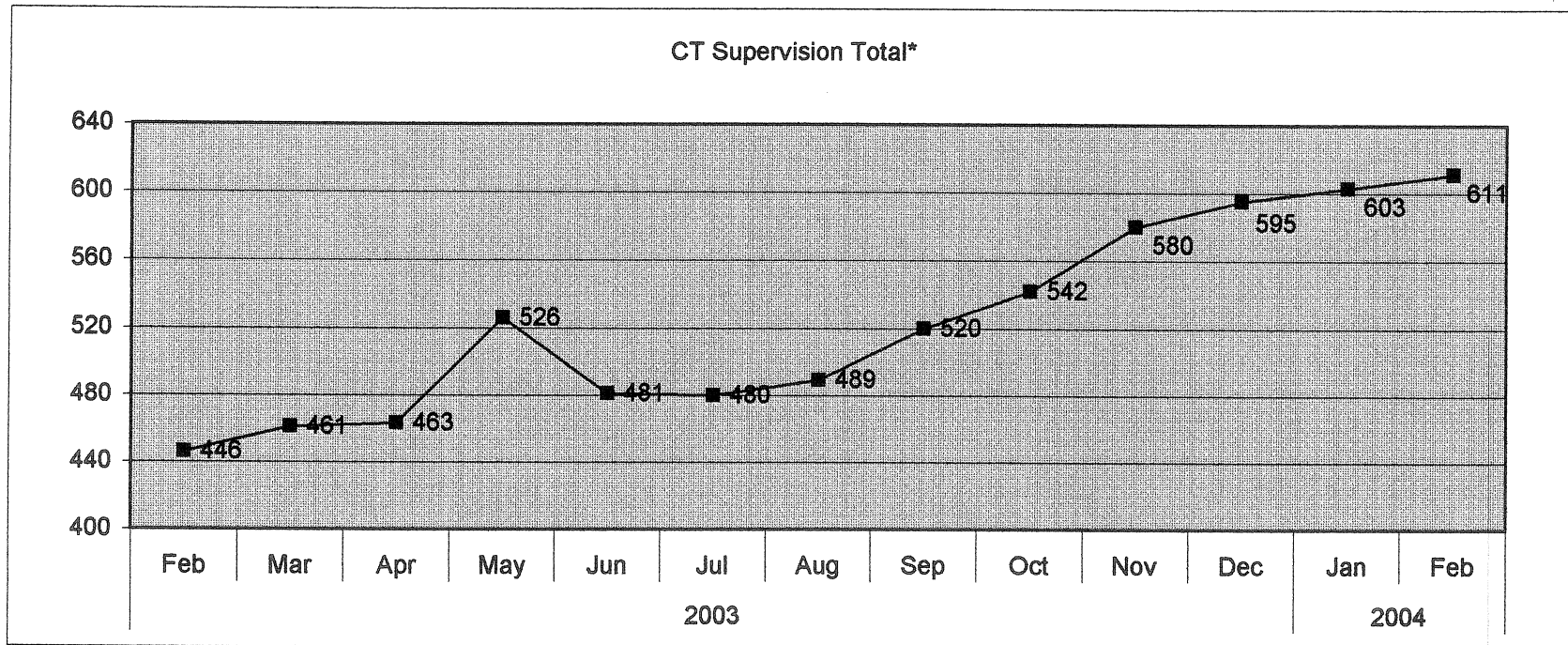


# Parole Supervision Caseload

## February 29, 2004

### Waterbury Caseload

	2003												2004	
	Feb	Mar	Apr	May	Jun	Jul	Aug	Sep	Oct	Nov	Dec	Jan	Feb	
CT Parolees Supervised in CT	403	417	422	478	445	443	452	482	501	536	553	562	568	
Out Of State Parolees Supervised in CT	43	44	41	48	36	37	37	38	41	44	42	41	43	
<b>CT Supervision Total:</b>	<b>446</b>	<b>461</b>	<b>463</b>	<b>526</b>	<b>481</b>	<b>480</b>	<b>489</b>	<b>520</b>	<b>542</b>	<b>580</b>	<b>595</b>	<b>603</b>	<b>611</b>	
Parole Violators Confined	34	33	41	46	52	63	61	65	67	59	61	73	69	
<b>GRAND TOTAL</b>	<b>480</b>	<b>494</b>	<b>504</b>	<b>572</b>	<b>533</b>	<b>543</b>	<b>550</b>	<b>585</b>	<b>609</b>	<b>639</b>	<b>656</b>	<b>676</b>	<b>680</b>	



# Violation Reports

February 1, 2004 - February 29, 2004

<i>Office</i>	<i>Parole Officer</i>	<i>Absconder</i>	<i>Criminal</i>	<i>Technical</i>	<i>Total</i>
<i>Bridgeport</i>					
	Emielita			1	1
	Greene		1		1
	Holmes		1		1
	O'Reilly		1		1
	Tomaszewski			1	1
	Office Total		3	2	5
<i>Hartford</i>					
	Anderson	2	1	1	4
	Banas	1			1
	Casanova	1	2		3
	Edwards	1	1	1	3
	Hill		1		1
	Mills		1	1	2
	Szydlo		2	3	5
	Office Total	5	8	6	19
<i>Interstate Compact</i>					
	Johnson, T	1	1		2
	Office Total	1	1		2
<i>New Haven</i>					
	DeLucia	1	3		4
	Duca		1	2	3
	Griffin	2	2	1	5
	Hogan		2		2
	Kelly		1	4	5
	Runlett		1		1
	Sprawling		2		2
	Watts		1		1

Thursday, March 11, 2004

<i>Office</i>	<i>Parole Officer</i>	<i>Absconder</i>	<i>Criminal</i>	<i>Technical</i>	<i>Total</i>
	Office Total	3	13	7	23
<i>Special Management</i>					
	Fleming		1	1	2
	Noto		1		1
	Reichard	1		1	2
	Office Total	1	2	2	5
<i>Waterbury</i>					
	Defeo	1		1	2
	Fernandes		1	3	4
	Krupa		2		2
	McCown		2	2	4
	O'Connor	1	2		3
	Romano	1	1		2
	Wood		2	2	4
	Office Total	3	10	8	21
<i>Grand Total</i>		13	37	25	75

*\* Source: Hearings Division Warrant Requests and Interstate Reports*