


STATE OF CONNECTICUT

Connecticut Parole and Community Services  
**Monthly Report**



**JANUARY 2004**

*(JANUARY 2003 to JANUARY 2004)*

Prepared by  
*Jerry Stowell*

FOR  
BOARD OF PARDONS & PAROLES (BOPP)  
AND  
DEPARTMENT OF CORRECTION (DOC)  
Parole and Community Services Division

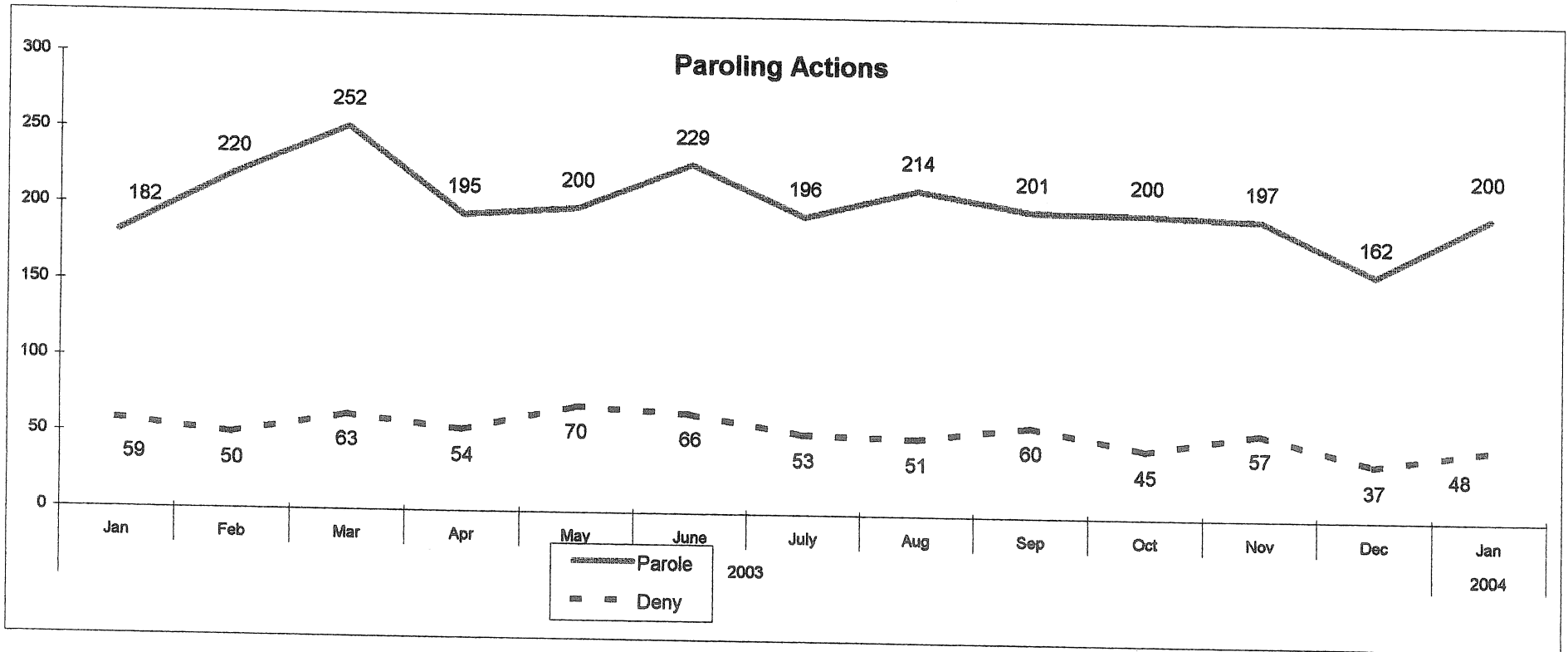
**Correctional Population and Parole Eligibility  
January 31, 2004**

<b>Confined Population</b>	<b>18,099</b>		
(Unsentenced and Special Inmates)	(4,064)	Balance	14,035
(Sentences 2 Years & Less, Cuscom, New Admits)	(4,415)	Balance	9,620
(Parole Ineligible, crime committed)	(677)	Balance	8,943
(SRG Classification)	(267)	Balance	8,676
(Wright Decision Cases)	(401)	Balance	8,275
(Level 5 Classification)	(68)	Balance	8,207
(Chronic Disciplinary Unit Classification)	(49)		
<b>Population Eligible for Parole Consideration</b>	<b>8,158</b>		

**Connecticut Board of Parole  
Hearings Division Monthly Statistics  
January 31, 2004**

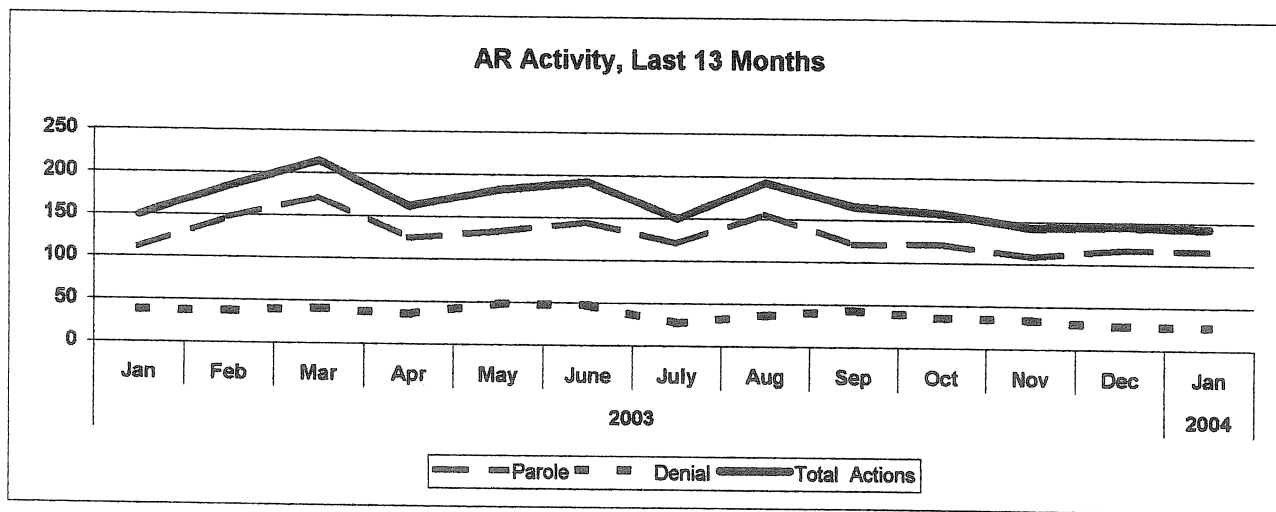
	2003												2004 12 Mo.	
	Jan	Feb	Mar	Apr	May	June	July	Aug	Sep	Oct	Nov	Dec	Jan	Totals
<b>Full Panel Actions</b>														
Parole	71	73	80	70	67	85	75	58	80	78	88	45	84	883
Deny	21	13	21	18	21	18	26	14	16	9	23	9	21	209
Medical Parole	0	0	0	0	0	0	0	0	0	0	0	0	0	0
Revoke	37	34	42	34	29	24	40	31	32	17	34	32	46	395
Revoke & Reparole	38	28	29	31	24	17	16	28	25	20	33	36	44	331
Rescind	4	4	4	3	6	3	3	3	4	2	11	1	7	51
Rescind & Reparole	9	7	12	10	1	6	10	5	9	17	15	4	11	107
Early Parole Discharge	0	0	0	0	0	0	0	0	0	0	0	0	0	0
<b>Total Full Panel Actions</b>	180	159	188	166	148	153	170	139	166	143	204	127	213	1976
<b>Administrative Review Actions</b>														
Parole	111	147	172	125	133	144	121	156	121	122	109	117	116	1583
Deny	38	37	42	36	49	48	27	37	44	36	34	28	27	445
<b>Total Admin. Review Actions</b>	149	184	214	161	182	192	148	193	165	158	143	145	143	2028
<b>Staff Actions</b>														
Case Review	12	13	30	12	51	30	19	26	35	37	23	15	20	311
Review & Reschedule	246	307	241	252	247	181	169	201	284	148	208	223	250	2711
Close Interest	82	92	40	50	55	59	12	89	82	46	35	52	70	682
<b>Total Actions</b>	669	755	713	641	683	615	518	648	732	532	613	562	696	7708
<b>Total Hearing Dates</b>	21	19	19	19	18	17	21	16	21	18	21	19	19	227
<b>Parole Grant Rate</b>														
Full Panels	77%	85%	79%	80%	76%	83%	74%	81%	83%	90%	79%	83%	80%	81%
Administrative Reviews	74%	80%	80%	78%	73%	75%	82%	81%	73%	77%	76%	81%	81%	78%

## Connecticut Board of Parole Hearings Division Monthly Statistics January 31, 2004



**Connecticut Board of Parole  
Hearings Division Monthly Statistics  
Administrative Reviews  
January 31, 2004**

	2003												2004
	Jan	Feb	Mar	Apr	May	June	July	Aug	Sep	Oct	Nov	Dec	Jan
Parole	111	147	172	125	133	144	121	156	121	122	109	117	116
Denial	38	37	42	36	49	48	27	37	44	36	34	28	27
Medical Parole	0	0	0	0	1	0	0	2	0	0	0	0	0
<b>Total Actions</b>	<b>149</b>	<b>184</b>	<b>214</b>	<b>162</b>	<b>182</b>	<b>192</b>	<b>150</b>	<b>193</b>	<b>165</b>	<b>158</b>	<b>143</b>	<b>145</b>	<b>143</b>



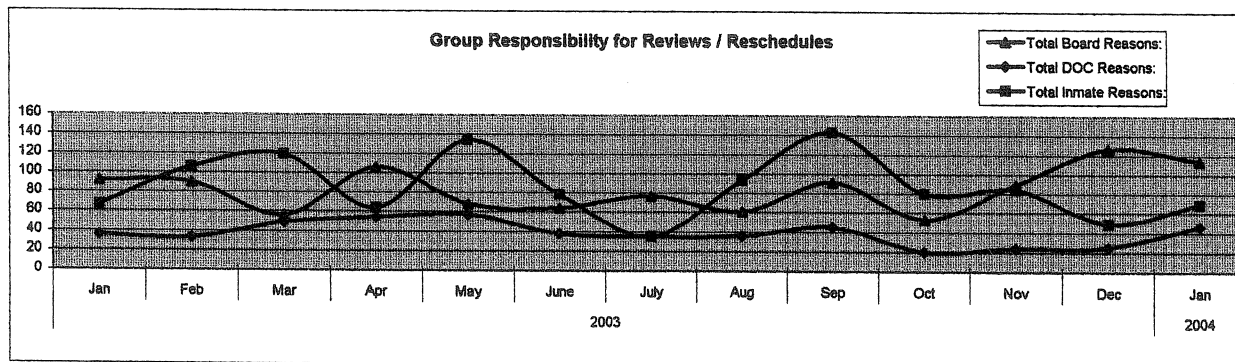
**Connecticut Board of Parole  
Hearings Division Monthly Statistics  
Current Location  
January 31, 2004  
Persons Granted Parole via Administrative Reviews**

**Granting Month**

Location	2003												2004		12 mo. Total
	Jan	Feb	Mar	Apr	May	June	July	Aug	Sep	Oct	Nov	Dec	Jan		
CT Parole Supervision	16	8	33	16	6	8	6	9	0	5	23	4	3	121	
Out-of State Parole Supervision	1	0	0	1	0	0	0	0	0	0	0	0	0	1	
Abscond from Parole	0	0	0	0	0	0	0	0	0	0	0	0	0	0	
Halfway House	6	5	2	6	2	5	2	2	5	4	3	3	3	42	
Confined in CT, to be Released	86	131	133	97	115	130	115	136	111	109	83	106	109	1375	
Confined, Out of State	0	0	0	0	0	0	0	0	0	0	0	0	0	0	
Furlough	0	0	0	0	0	0	0	0	0	0	0	0	0	0	
Escaped, Prior to Release	0	0	0	0	0	0	0	0	0	0	0	0	0	0	
Reconfined	0	0	0	0	0	0	0	0	0	0	0	0	0	0	
TS	0	0	0	0	0	0	0	0	0	0	0	0	0	0	
Discharged	0	0	4	1	3	1	0	1	2	2	0	0	0	14	
Virginia	2	3	0	5	7	0	0	8	3	2	0	2	0	30	
Medical Hospital	0	0	0	0	0	0	0	0	0	0	0	1	1	2	
<b>Total</b>	<b>111</b>	<b>147</b>	<b>172</b>	<b>126</b>	<b>133</b>	<b>144</b>	<b>123</b>	<b>156</b>	<b>121</b>	<b>122</b>	<b>109</b>	<b>116</b>	<b>116</b>	<b>1585</b>	

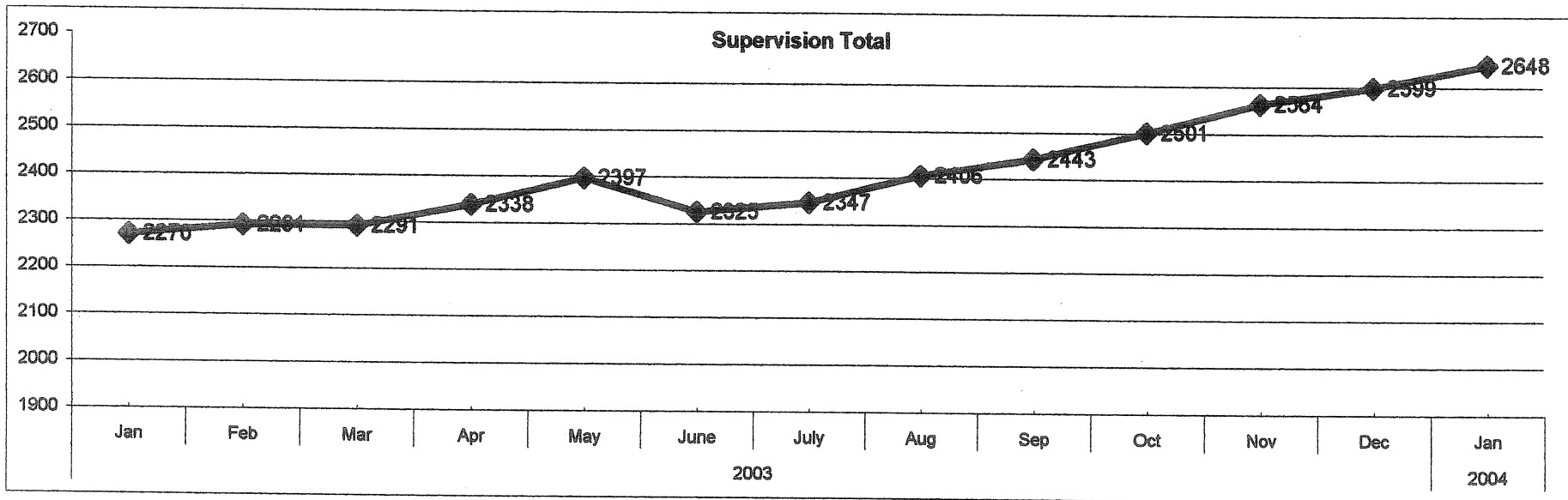
**Connecticut Board of Parole  
Types of Review and Rescheduling Activities  
January 2004**

	2003												2004
	Jan	Feb	Mar	Apr	May	June	July	Aug	Sep	Oct	Nov	Dec	Jan
<b><u>Inmate-Related Reasons:</u></b>													
<b><u>Regular Hearings</u></b>													
In Seg/Punitive Seg	5	13	11	6	3	1	3	1	9	3	4	3	2
Inmate's Request	1	0	1	0	0	0	0	1	1	0	1	2	3
Pending Charges	22	37	41	19	23	16	5	21	45	15	11	12	16
Pending DR	0	0	0	0	0	0	0	0	0	0	0	0	0
SRG Affiliation	22	37	16	10	40	13	2	19	19	6	14	6	8
Pending Waiver	0	0	0	0	0	0	0	0	0	0	0	0	0
85% Status	1	5	15	14	15	14	1	20	33	18	28	10	16
Case Review	12	13	30	12	51	30	19	26	35	37	23	15	20
<b><u>Revocation Hearings:</u></b>													
Attorney	0	0	1	1	0	1	3	0	0	0	0	1	0
Pending Charges	4	1	4	2	2	3	2	5	1	1	3	0	4
<b>Total Inmate Reasons:</b>	<b>67</b>	<b>106</b>	<b>119</b>	<b>64</b>	<b>134</b>	<b>78</b>	<b>35</b>	<b>93</b>	<b>143</b>	<b>80</b>	<b>84</b>	<b>49</b>	<b>69</b>
<b><u>DOC-Related Reasons</u></b>													
<b><u>Regular Hearings</u></b>													
Transportation	32	25	36	45	40	32	26	27	28	17	15	13	37
Awaiting MH Evaluation	4	8	13	9	17	6	9	9	17	3	9	12	9
<b>Total DOC Reasons:</b>	<b>36</b>	<b>33</b>	<b>49</b>	<b>54</b>	<b>57</b>	<b>38</b>	<b>35</b>	<b>36</b>	<b>45</b>	<b>20</b>	<b>24</b>	<b>25</b>	<b>46</b>
<b><u>Board-Related Reasons</u></b>													
<b><u>Regular Hearings</u></b>													
Additional Info	11	14	21	15	13	20	38	16	24	17	17	36	30
Additional Offense Info	20	11	10	24	17	21	17	9	16	17	7	14	18
Hearing Cancelled	24	17	8	45	21	2	17	19	7	0	45	57	36
Ineligible-PE date	1	0	1	0	0	0	0	1	1	0	1	2	3
No Parole Package	0	0	0	0	0	0	0	0	0	0	0	0	0
Awaiting Sex Offender Eval	0	0	0	0	0	0	0	0	0	0	0	0	0
Other	36	48	16	22	17	21	5	16	43	19	19	17	27
<b>Total Board Reasons:</b>	<b>92</b>	<b>90</b>	<b>56</b>	<b>106</b>	<b>68</b>	<b>64</b>	<b>77</b>	<b>61</b>	<b>91</b>	<b>53</b>	<b>89</b>	<b>126</b>	<b>114</b>
<b>All Reasons:</b>	<b>195</b>	<b>229</b>	<b>224</b>	<b>224</b>	<b>259</b>	<b>180</b>	<b>147</b>	<b>190</b>	<b>279</b>	<b>153</b>	<b>197</b>	<b>200</b>	<b>229</b>



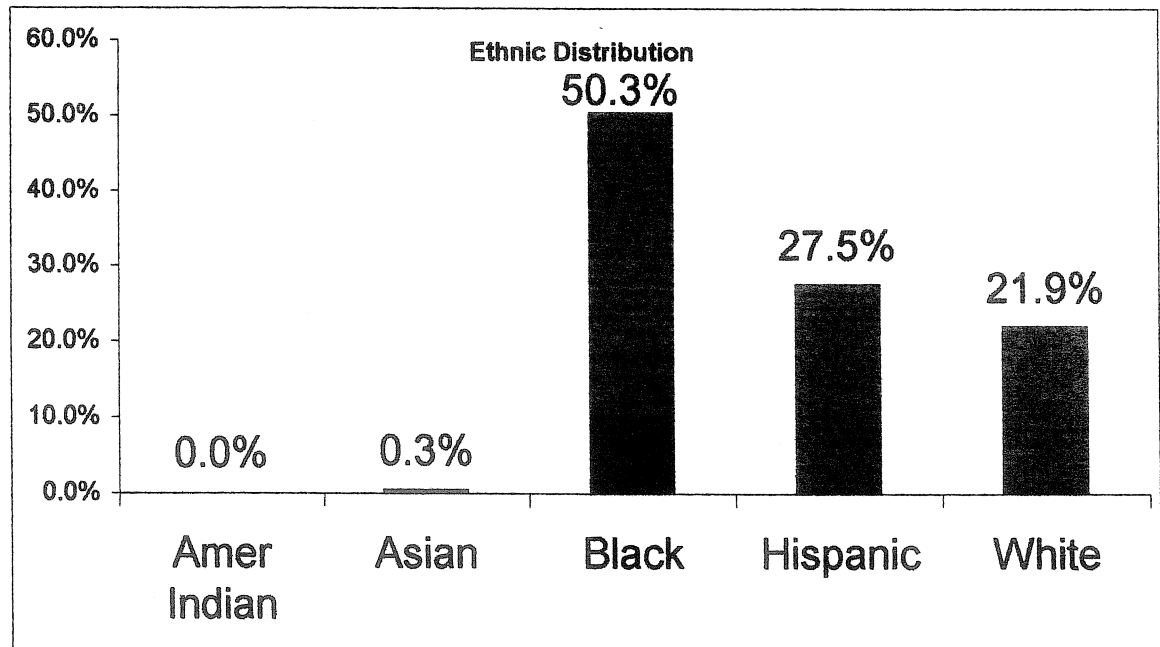
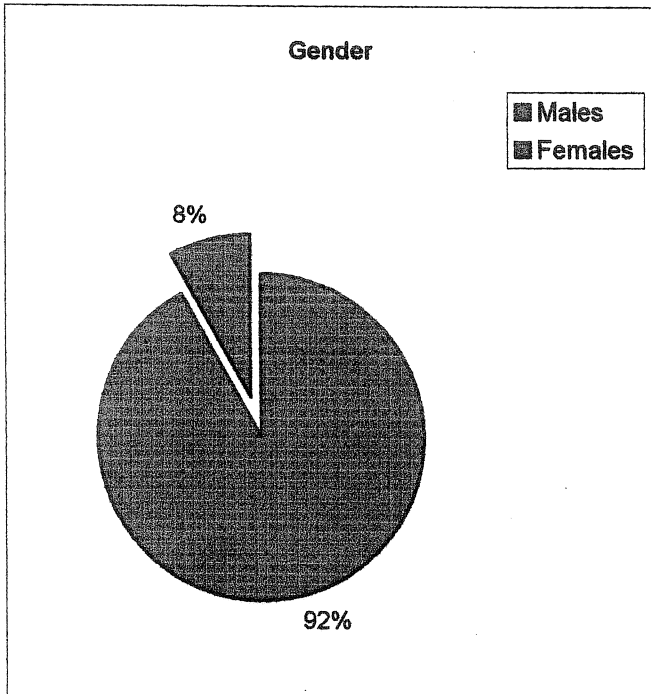
## Connecticut Board of Parole Parole Supervision Caseload January 31, 2004

	2003												2004
	Jan	Feb	Mar	Apr	May	June	July	Aug	Sep	Oct	Nov	Dec	Jan
CT Parolees Supervised in CT	1923	1948	1945	1996	2046	1979	1988	2047	2071	2121	2179	2218	2260
Out Of State Parolees Supervised in CT	203	200	200	194	200	188	196	194	196	202	206	205	205
<b>CT Supervision Total:</b>	<b>2126</b>	<b>2148</b>	<b>2145</b>	<b>2190</b>	<b>2246</b>	<b>2167</b>	<b>2184</b>	<b>2241</b>	<b>2267</b>	<b>2323</b>	<b>2385</b>	<b>2423</b>	<b>2465</b>
CT Parolees Supervised Out of State	144	143	146	148	151	158	163	165	176	178	179	176	183
<b>Supervision Total:</b>	<b>2270</b>	<b>2291</b>	<b>2291</b>	<b>2338</b>	<b>2397</b>	<b>2325</b>	<b>2347</b>	<b>2406</b>	<b>2443</b>	<b>2501</b>	<b>2564</b>	<b>2599</b>	<b>2648</b>
Parole Violators Confined	291	279	268	259	255	264	262	278	304	323	346	343	374
<b>GRAND TOTAL</b>	<b>2561</b>	<b>2570</b>	<b>2559</b>	<b>2597</b>	<b>2652</b>	<b>2589</b>	<b>2609</b>	<b>2684</b>	<b>2747</b>	<b>2824</b>	<b>2910</b>	<b>2942</b>	<b>3022</b>







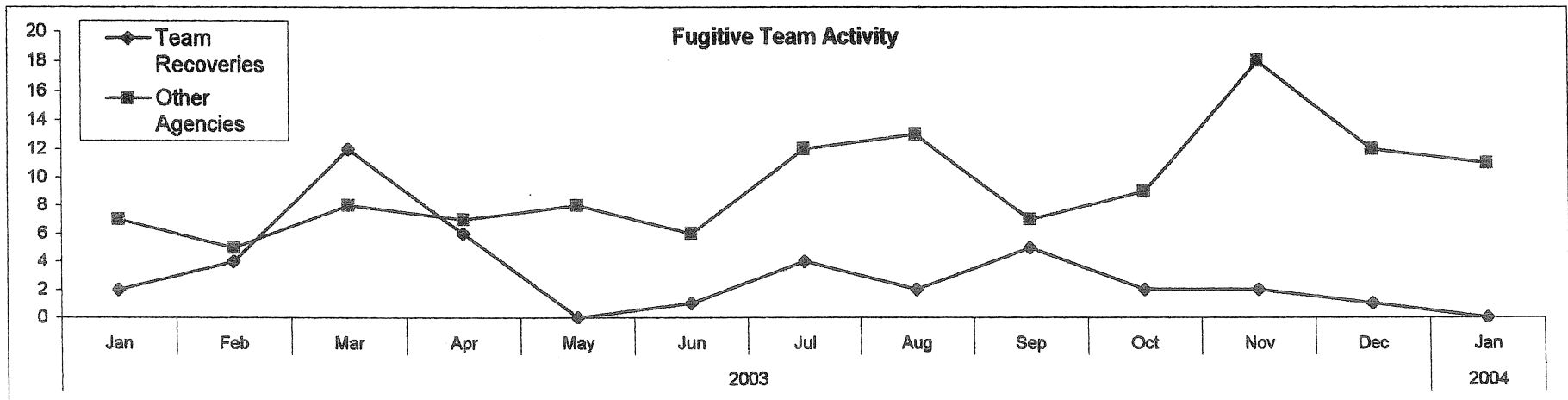
**Connecticut Board of Parole  
Parole Supervision Caseload  
January 31, 2004**



## Connecticut Board of Parole Parole Supervision Caseload January 31, 2004



**Connecticut Board of Parole  
Parole Supervision Caseload  
January 31, 2004**



**Connecticut Board of Parole  
Parole Supervision Caseload  
January 31, 2004**

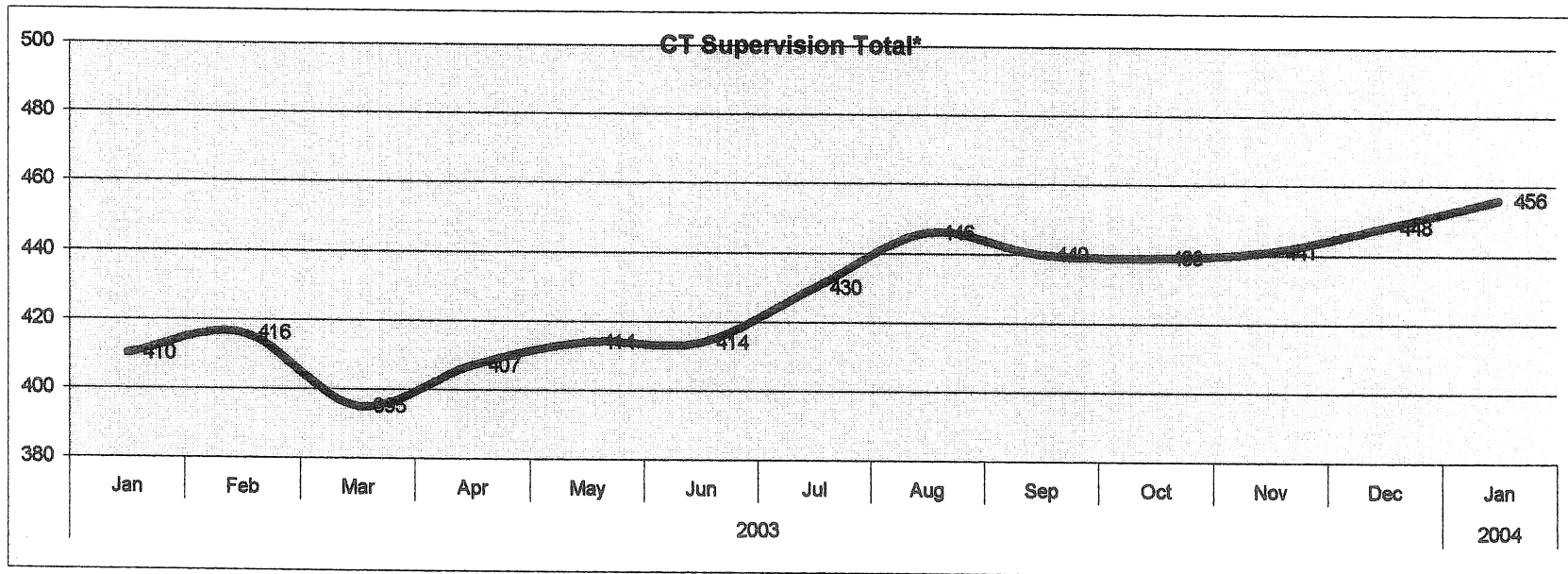
	2003												2004
	Jan	Feb	Mar	Apr	May	June	July	Aug	Sep	Oct	Nov	Dec	Jan
<b>Number of Parolees Employed:</b>	1691	1670	1672	1781	1750	1776	1799	1767	1850	1843	1882	1925	1941
<b>Parolees Unemployable:</b>	210	215	214	221	224	213	214	290	258	275	274	239	254
<b>Proportion Employed:</b>	88%	86%	87%	90%	87%	91%	91%	91%	92%	90%	89%	88%	88%
<b>Number Active in Parole Works:</b>	144	172	174	174	202	174	164	180	156	200	222	255	264
<b># Community Service Hours:</b>	2193	1543	1612	1485	1790	766	498	1217	1357	1510	1794	973	1986

# Parole Supervision Caseload

## January 31, 2004

### Bridgeport District Office Supervision Caseload

	2003												2004
	Jan	Feb	Mar	Apr	May	Jun	Jul	Aug	Sep	Oct	Nov	Dec	Jan
CT Parolees Supervised in CT	371	376	355	370	377	379	393	411	405	403	407	413	422
Out Of State Parolees Supervised in CT	39	40	40	37	37	35	37	35	35	36	34	35	34
<b>CT Supervision Total:</b>	<b>410</b>	<b>416</b>	<b>395</b>	<b>407</b>	<b>414</b>	<b>414</b>	<b>430</b>	<b>446</b>	<b>440</b>	<b>439</b>	<b>441</b>	<b>448</b>	<b>456</b>
<b>Parole Violators Confined</b>	<b>46</b>	<b>45</b>	<b>43</b>	<b>30</b>	<b>40</b>	<b>46</b>	<b>36</b>	<b>55</b>	<b>53</b>	<b>54</b>	<b>70</b>	<b>71</b>	<b>73</b>
<b>GRAND TOTAL</b>	<b>456</b>	<b>461</b>	<b>438</b>	<b>437</b>	<b>454</b>	<b>460</b>	<b>466</b>	<b>501</b>	<b>493</b>	<b>493</b>	<b>511</b>	<b>519</b>	<b>529</b>

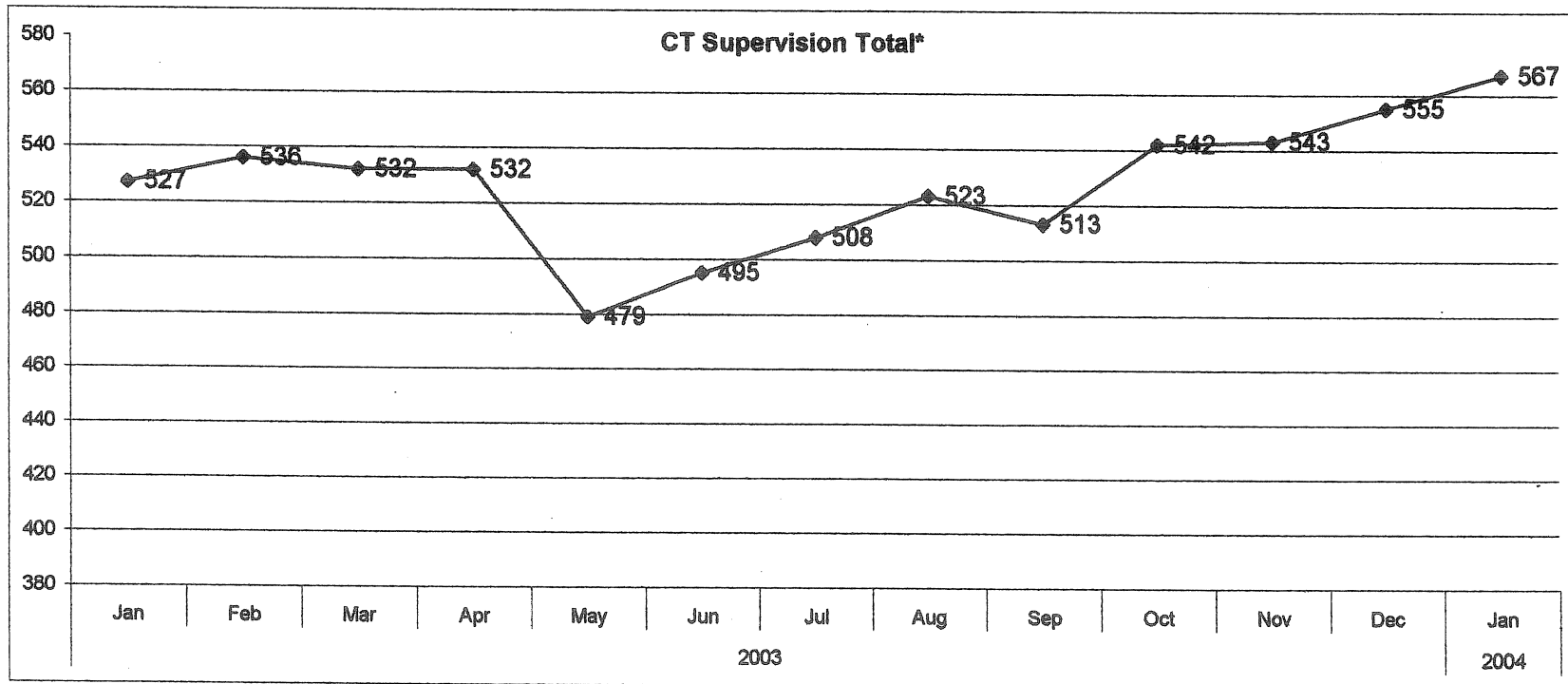


# Parole Supervision Caseload

## January 31, 2004

### Hartford District Office Supervision Caseload

	2003												2004
	Jan	Feb	Mar	Apr	May	Jun	Jul	Aug	Sep	Oct	Nov	Dec	Jan
CT Parolees Supervised in CT	479	488	485	483	432	441	453	469	460	488	487	499	507
Out Of State Parolees Supervised in CT	48	48	47	49	47	54	55	54	53	54	56	56	60
<b>CT Supervision Total:</b>	<b>527</b>	<b>536</b>	<b>532</b>	<b>532</b>	<b>479</b>	<b>495</b>	<b>508</b>	<b>523</b>	<b>513</b>	<b>542</b>	<b>543</b>	<b>555</b>	<b>567</b>
<b>Parole Violators Confined</b>	<b>114</b>	<b>103</b>	<b>99</b>	<b>103</b>	<b>89</b>	<b>79</b>	<b>77</b>	<b>66</b>	<b>74</b>	<b>78</b>	<b>94</b>	<b>92</b>	<b>102</b>
<b>GRAND TOTAL</b>	<b>641</b>	<b>639</b>	<b>631</b>	<b>635</b>	<b>568</b>	<b>574</b>	<b>585</b>	<b>589</b>	<b>587</b>	<b>620</b>	<b>637</b>	<b>647</b>	<b>669</b>

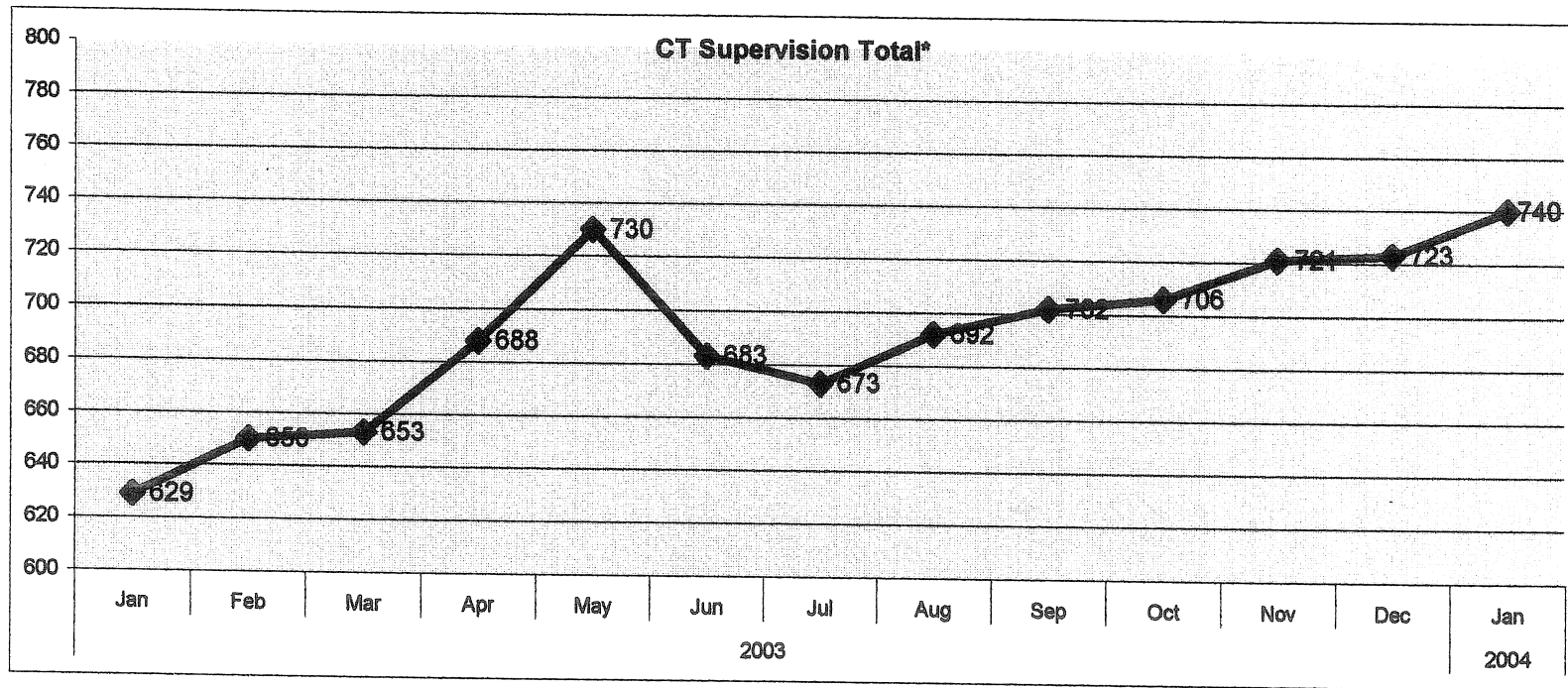


# Parole Supervision Caseload

## January 31, 2004

### New Haven District Office Supervision Caseload

	2003												2004
	Jan	Feb	Mar	Apr	May	Jun	Jul	Aug	Sep	Oct	Nov	Dec	Jan
CT Parolees Supervised in CT	571	593	597	631	672	630	617	635	643	647	662	664	682
Out Of State Parolees Supervised in CT	58	57	56	57	58	53	56	57	59	59	59	59	58
CT Supervision Total:	629	650	653	688	730	683	673	692	702	706	721	723	740
Parole Violators Confined	87	82	76	73	75	67	69	70	78	91	103	102	101
<b>GRAND TOTAL</b>	<b>716</b>	<b>732</b>	<b>729</b>	<b>761</b>	<b>805</b>	<b>750</b>	<b>742</b>	<b>762</b>	<b>780</b>	<b>797</b>	<b>824</b>	<b>825</b>	<b>841</b>

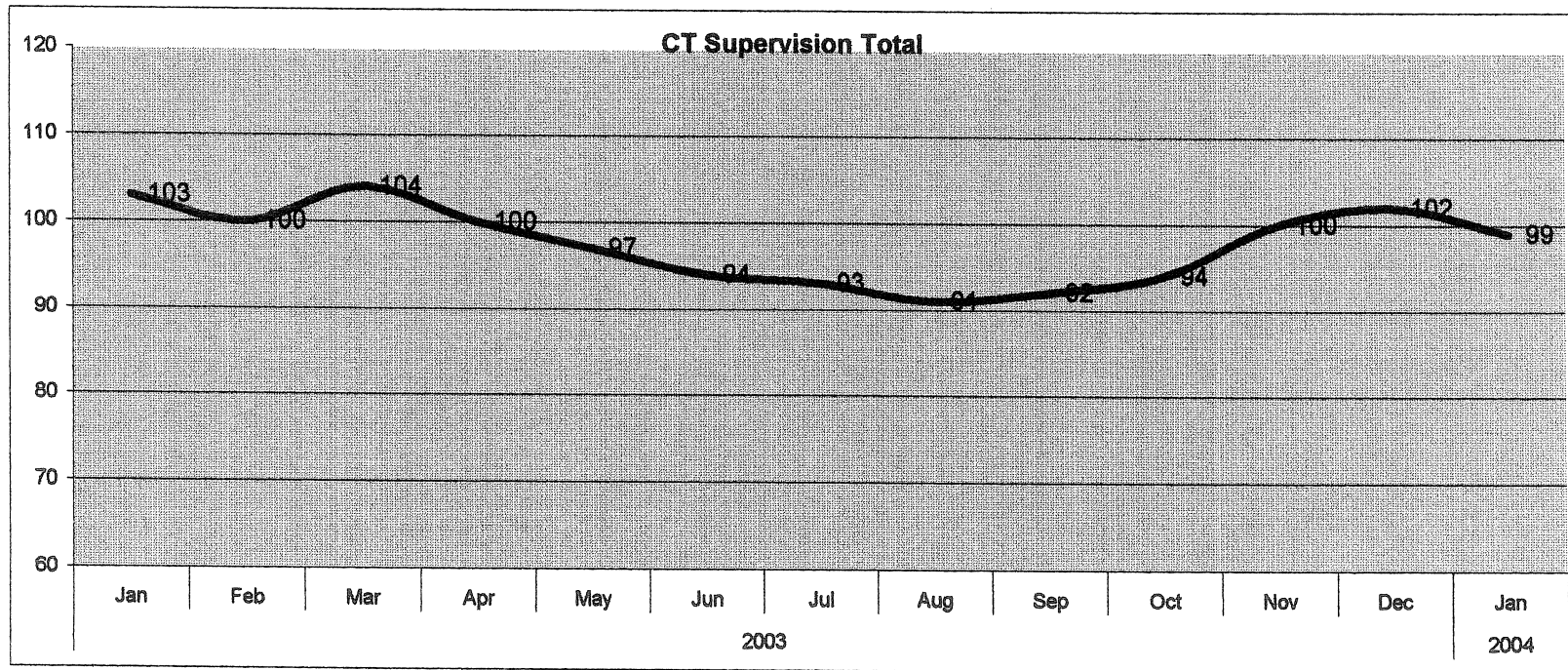


# Parole Supervision Caseload

## January 31, 2004

### Special Management Supervision Caseload

	2003												2004
	Jan	Feb	Mar	Apr	May	Jun	Jul	Aug	Sep	Oct	Nov	Dec	Jan
CT Parolees Supervised in CT	88	88	91	90	87	84	82	80	81	82	87	89	87
Out Of State Parolees Supervised in CT	15	12	13	10	10	10	11	11	11	12	13	13	12
<b>CT Supervision Total:</b>	<b>103</b>	<b>100</b>	<b>104</b>	<b>100</b>	<b>97</b>	<b>94</b>	<b>93</b>	<b>91</b>	<b>92</b>	<b>94</b>	<b>100</b>	<b>102</b>	<b>99</b>
<b>Parole Violators Confined</b>	<b>25</b>	<b>21</b>	<b>20</b>	<b>10</b>	<b>13</b>	<b>18</b>	<b>16</b>	<b>18</b>	<b>21</b>	<b>21</b>	<b>21</b>	<b>18</b>	<b>19</b>
<b>GRAND TOTAL</b>	<b>128</b>	<b>121</b>	<b>124</b>	<b>110</b>	<b>110</b>	<b>112</b>	<b>109</b>	<b>109</b>	<b>113</b>	<b>115</b>	<b>121</b>	<b>120</b>	<b>118</b>



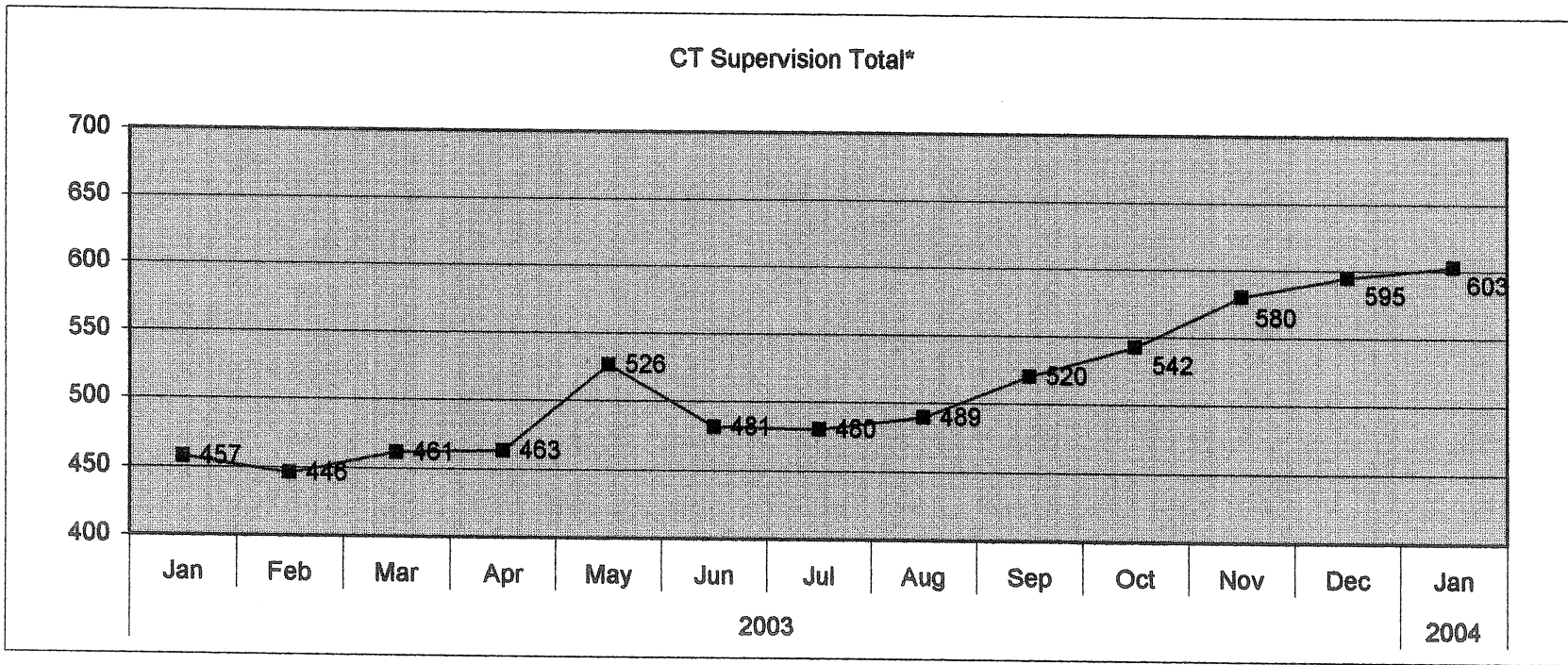


# Parole Supervision Caseload

## January 31, 2004

### Waterbury Caseload

	2003													
	Jan	Feb	Mar	Apr	May	Jun	Jul	Aug	Sep	Oct	Nov	Dec	Jan	
CT Parolees Supervised in CT	414	403	417	422	478	445	443	452	482	501	536	553	562	
Out Of State Parolees Supervised in CT	43	43	44	41	48	36	37	37	38	41	44	42	41	
<b>CT Supervision Total:</b>	<b>457</b>	<b>446</b>	<b>461</b>	<b>463</b>	<b>526</b>	<b>481</b>	<b>480</b>	<b>489</b>	<b>520</b>	<b>542</b>	<b>580</b>	<b>595</b>	<b>603</b>	
Parole Violators Confined	24	34	33	41	46	52	63	61	65	67	59	61	73	
<b>GRAND TOTAL</b>	<b>481</b>	<b>480</b>	<b>494</b>	<b>504</b>	<b>572</b>	<b>533</b>	<b>543</b>	<b>550</b>	<b>585</b>	<b>609</b>	<b>639</b>	<b>656</b>	<b>676</b>	



## *Violation Reports*

*January 1, 2004 - January 31, 2004*

<i>Office</i>	<i>Parole Officer</i>	<i>Absconder</i>	<i>Criminal</i>	<i>Technical</i>	<i>Total</i>
<i>Bridgeport</i>					
	Barry		3	2	5
	Emielita	2	2	1	5
	Greene		4	3	7
	Holmes	1	2		3
	Johnson	1		1	2
	O'Reilly		4		4
	Tomaszewski		4	3	7
	<b>Office Total</b>	<b>4</b>	<b>19</b>	<b>10</b>	<b>33</b>
<i>Hartford</i>					
	Anderson	1	3	1	5
	Banas	4	4	3	11
	Casanova	2	1	1	4
	Edwards		3		3
	Hill	1	1	3	5
	Mills	1	3		4
	Szydlo	1	5	1	7
	<b>Office Total</b>	<b>10</b>	<b>20</b>	<b>9</b>	<b>39</b>
<i>Interstate Compact</i>					
	Johnson, T	1	3		4
	<b>Office Total</b>	<b>1</b>	<b>3</b>		<b>4</b>
<i>New Haven</i>					
	DeLucia		2		2
	Duca		4	1	5
	Griffin	1	2	1	4
	Hogan		3	2	5
	Kelly	1		3	4
	Nelson	1	1		2
	Runlett		1	1	2

*Monday, February 23, 2004*

<i>Office</i>	<i>Parole Officer</i>	<i>Absconder</i>	<i>Criminal</i>	<i>Technical</i>	<i>Total</i>
	Sprawling		3		3
	Watts		1	1	2
	<b>Office Total</b>	<b>3</b>	<b>17</b>	<b>9</b>	<b>29</b>
<i>Special Management</i>					
	Fleming		1	1	2
	Reichard	2	1		3
	<b>Office Total</b>	<b>2</b>	<b>2</b>	<b>1</b>	<b>5</b>
<i>Waterbury</i>					
	Bennett	1			1
	Defeo	1	1		2
	Fernandes		3	1	4
	Krupa		1	5	6
	McCown			1	1
	O'Connor		2		2
	Romano	2	3	1	6
	<b>Office Total</b>	<b>4</b>	<b>10</b>	<b>8</b>	<b>22</b>
<b>Grand Total</b>		<b>24</b>	<b>71</b>	<b>37</b>	<b>132</b>

**\* Source: Hearings Division Warrant Requests and Interstate Reports**