


**STATE OF CONNECTICUT**

**Connecticut Parole and Community Services  
Monthly Report**



**December 2003**

*(December 2002 to December 2003)*

Prepared by  
*Jerry Stowell*

FOR  
BOARD OF PARDONS & PAROLES (BOPP)  
AND  
DEPARTMENT OF CORRECTION (DOC)  
Parole and Community Services Division

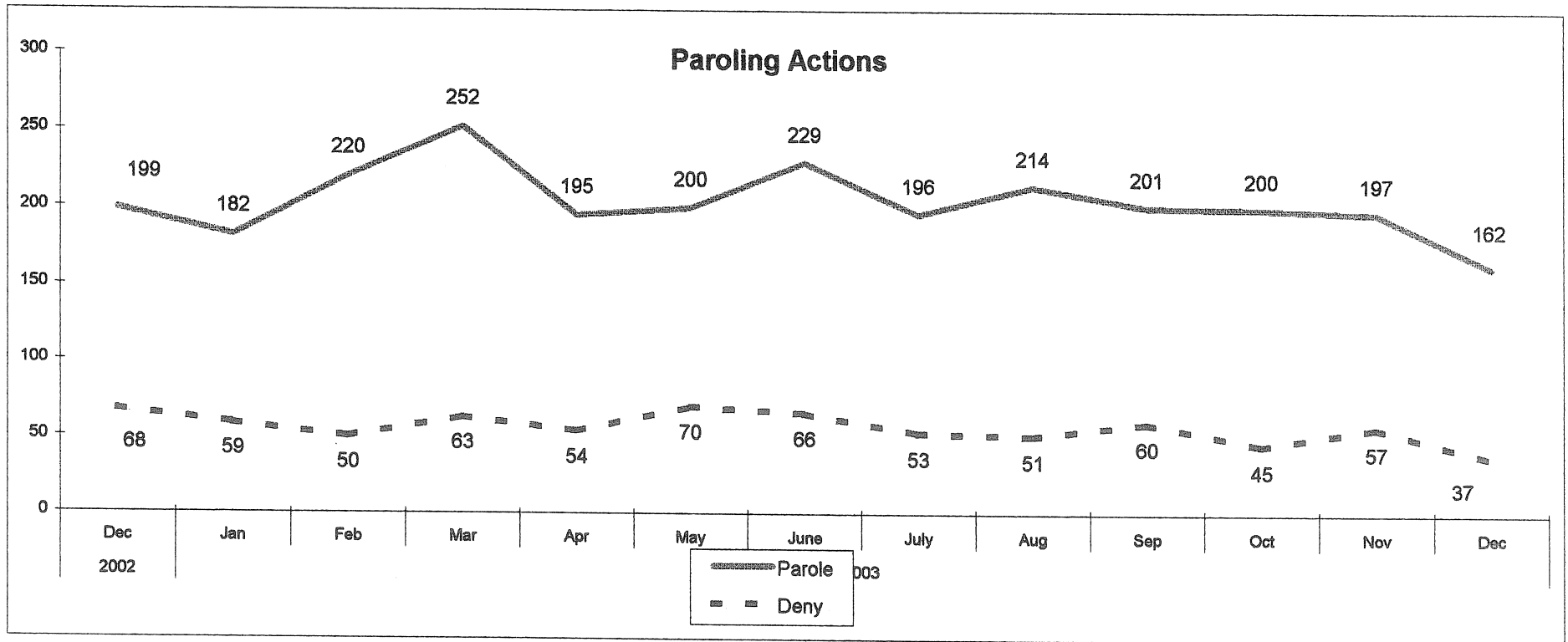
**Correctional Population and Parole Eligibility  
December 31, 2003**

<b>Confined Population</b>	<b>18,186</b>		
(Unsentenced and Special Inmates)	(4,181)	Balance	14,005
(Sentences 2 Years & Less, Cuscom, New Admits)	(4,400)	Balance	9,605
(Parole Ineligible, crime committed)	(676)	Balance	8,929
(SRG Classification)	(265)	Balance	8,664
(Wright Decision Cases)	(391)	Balance	8,273
(Level 5 Classification)	(67)	Balance	8,206
(Chronic Disciplinary Unit Classification)	(49)		
<b>Population Eligible for Parole Consideration</b>	<b>8,157</b>		

**Connecticut Board of Parole  
Hearings Division Monthly Statistics  
December 31, 2003**

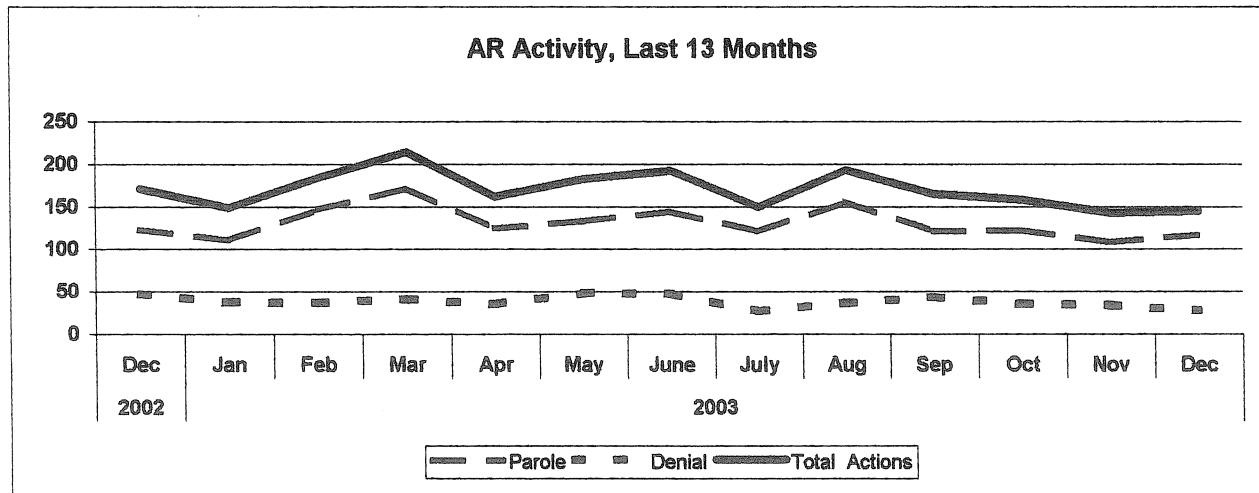
	2002		2003										12 Mo. Totals	
	Dec	Jan	Feb	Mar	Apr	May	June	July	Aug	Sep	Oct	Nov		Dec
<b>Full Panel Actions</b>														
Parole	76	71	73	80	70	67	85	75	58	80	78	88	45	870
Deny	20	21	13	21	18	21	18	26	14	16	9	23	9	209
Medical Parole	0	0	0	0	0	0	0	0	0	0	0	0	0	0
Revoke	35	37	34	42	34	29	24	40	31	32	17	34	32	386
Revoke & Reparole	24	38	28	29	31	24	17	16	28	25	20	33	36	325
Rescind	5	4	4	4	3	6	3	3	3	4	2	11	1	48
Rescind & Reparole	16	9	7	12	10	1	6	10	5	9	17	15	4	105
Early Parole Discharge	0	0	0	0	0	0	0	0	0	0	0	0	0	0
<b>Total Full Panel Actions</b>	176	180	159	188	166	148	153	170	139	166	143	204	127	1943
<b>Administrative Review Actions</b>														
Parole	123	111	147	172	125	133	144	121	156	121	122	109	117	1578
Deny	48	38	37	42	36	49	48	27	37	44	36	34	28	456
<b>Total Admin. Review Actions</b>	171	149	184	214	161	182	192	148	193	165	158	143	145	2034
<b>Staff Actions</b>														
Case Review	14	12	13	30	12	51	30	19	26	35	37	23	15	303
Review & Reschedule	105	246	307	241	252	247	181	169	201	284	148	208	223	2707
Close Interest	21	82	92	40	50	55	59	12	89	82	46	35	52	694
<b>Total Actions</b>	487	669	755	713	641	683	615	518	648	732	532	613	562	7681
<b>Total Hearing Dates</b>	19	21	19	19	19	18	17	21	16	21	18	21	19	229
<b>Parole Grant Rate</b>														
Full Panels	79%	77%	85%	79%	80%	76%	83%	74%	81%	83%	90%	79%	83%	81%
Administrative Reviews	72%	74%	80%	80%	78%	73%	75%	82%	81%	73%	77%	76%	81%	78%

## Connecticut Board of Parole Hearings Division Monthly Statistics December 31, 2003



**Connecticut Board of Parole  
Hearings Division Monthly Statistics  
Administrative Reviews  
December 31, 2003**

	2002		2003										
	Dec	Jan	Feb	Mar	Apr	May	June	July	Aug	Sep	Oct	Nov	Dec
<b>Parole</b>	123	111	147	172	125	133	144	121	156	121	122	109	117
<b>Denial</b>	48	38	37	42	36	49	48	27	37	44	36	34	28
<b>Medical Parole</b>	0	0	0	0	0	1	0	0	2	0	0	0	0
<b>Total Actions</b>	171	149	184	214	162	182	192	150	193	165	158	143	145



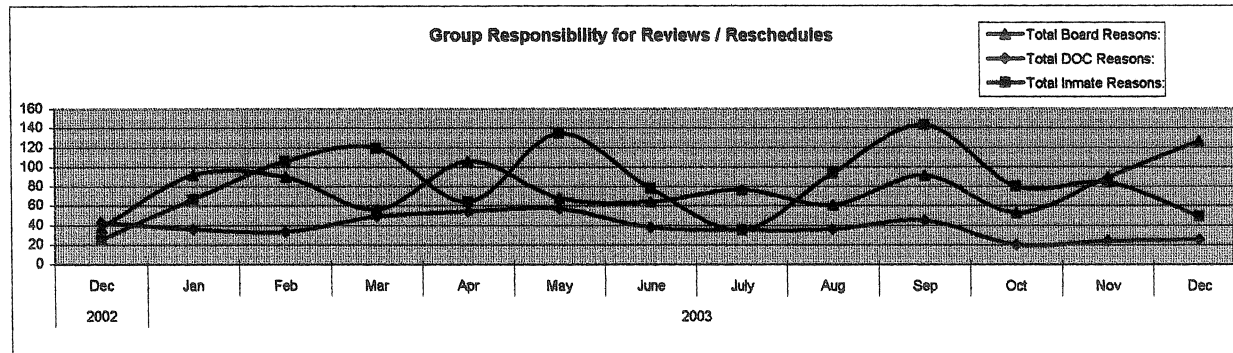
**Connecticut Board of Parole  
Hearings Division Monthly Statistics  
Current Location  
December 31, 2003  
Persons Granted Parole via Administrative Reviews**

**Granting Month**

Location	2002 2003												12 mo. Total	
	Dec	Jan	Feb	Mar	Apr	May	June	July	Aug	Sep	Oct	Nov		Dec
CT Parole Supervision	17	16	8	33	16	6	8	6	9	0	5	23	4	134
Out-of State Parole Supervision	0	1	0	0	1	0	0	0	0	0	0	0	0	2
Abscond from Parole	0	0	0	0	0	0	0	0	0	0	0	0	0	0
Halfway House	3	6	5	2	6	2	5	2	2	5	4	3	3	45
Confined in CT, to be Released	97	86	131	133	97	115	130	115	136	111	109	83	106	1352
Confined, Out of State	0	0	0	0	0	0	0	0	0	0	0	0	0	0
Furlough	0	0	0	0	0	0	0	0	0	0	0	0	0	0
Escaped, Prior to Release	0	0	0	0	0	0	0	0	0	0	0	0	0	0
Reconfined	0	0	0	0	0	0	0	0	0	0	0	0	0	0
TS	0	0	0	0	0	0	0	0	0	0	0	0	0	0
Discharged	1	0	0	4	1	3	1	0	0	0	0	0	0	0
Virginia	4	2	3	0	5	7	0	0	8	3	2	0	2	32
Medical Hospital	0	0	0	0	0	0	0	0	0	0	0	0	1	1
<b>Total</b>	<b>122</b>	<b>111</b>	<b>147</b>	<b>172</b>	<b>126</b>	<b>133</b>	<b>144</b>	<b>123</b>	<b>156</b>	<b>121</b>	<b>122</b>	<b>109</b>	<b>116</b>	<b>1580</b>

**Connecticut Board of Parole  
Types of Review and Rescheduling Activities  
December 2003**

	2002	2003											
	Dec	Jan	Feb	Mar	Apr	May	June	July	Aug	Sep	Oct	Nov	Dec
<b><u>Inmate-Related Reasons:</u></b>													
<b><u>Regular Hearings</u></b>													
In Seg/Punitive Seg	3	5	13	11	6	3	1	3	1	9	3	4	3
Inmate's Request	0	1	0	1	0	0	0	0	1	1	0	1	2
Pending Charges	3	22	37	41	19	23	16	5	21	45	15	11	12
Pending DR	0	0	0	0	0	0	0	0	0	0	0	0	0
SRG Affiliation	2	22	37	16	10	40	13	2	19	19	6	14	6
Pending Waiver	0	0	0	0	0	0	0	0	0	0	0	0	0
85% Status	1	1	5	15	14	15	14	1	20	33	18	28	10
Case Review	14	12	13	30	12	51	30	19	26	35	37	23	15
<b><u>Revocation Hearings:</u></b>													
Attorney	0	0	0	1	1	0	1	3	0	0	0	0	1
Pending Charges	2	4	1	4	2	2	3	2	5	1	1	3	0
<b>Total Inmate Reasons:</b>	<b>25</b>	<b>67</b>	<b>106</b>	<b>119</b>	<b>64</b>	<b>134</b>	<b>78</b>	<b>35</b>	<b>93</b>	<b>143</b>	<b>80</b>	<b>84</b>	<b>49</b>
<b><u>DOC-Related Reasons</u></b>													
<b><u>Regular Hearings</u></b>													
Transportation	35	32	25	36	45	40	32	26	27	28	17	15	13
Awaiting MH Evaluation	8	4	8	13	9	17	6	9	9	17	3	9	12
<b>Total DOC Reasons:</b>	<b>43</b>	<b>36</b>	<b>33</b>	<b>49</b>	<b>54</b>	<b>57</b>	<b>38</b>	<b>35</b>	<b>36</b>	<b>45</b>	<b>20</b>	<b>24</b>	<b>25</b>
<b><u>Board-Related Reasons</u></b>													
<b><u>Regular Hearings</u></b>													
Additional Info	17	11	14	21	15	13	20	38	16	24	17	17	36
Additional Offense Info	7	20	11	10	24	17	21	17	9	16	17	7	14
Hearing Cancelled	8	24	17	8	45	21	2	17	19	7	0	45	57
Ineligible-PE date	0	1	0	1	0	0	0	0	1	1	0	1	2
No Parole Package	0	0	0	0	0	0	0	0	0	0	0	0	0
Awaiting Sex Offender Eval	0	0	0	0	0	0	0	0	0	0	0	0	0
Other	6	36	48	16	22	17	21	5	16	43	19	19	17
<b>Total Board Reasons:</b>	<b>38</b>	<b>92</b>	<b>90</b>	<b>56</b>	<b>106</b>	<b>68</b>	<b>64</b>	<b>77</b>	<b>61</b>	<b>91</b>	<b>53</b>	<b>89</b>	<b>126</b>
<b>All Reasons:</b>	<b>106</b>	<b>195</b>	<b>229</b>	<b>224</b>	<b>224</b>	<b>259</b>	<b>180</b>	<b>147</b>	<b>190</b>	<b>279</b>	<b>153</b>	<b>197</b>	<b>200</b>



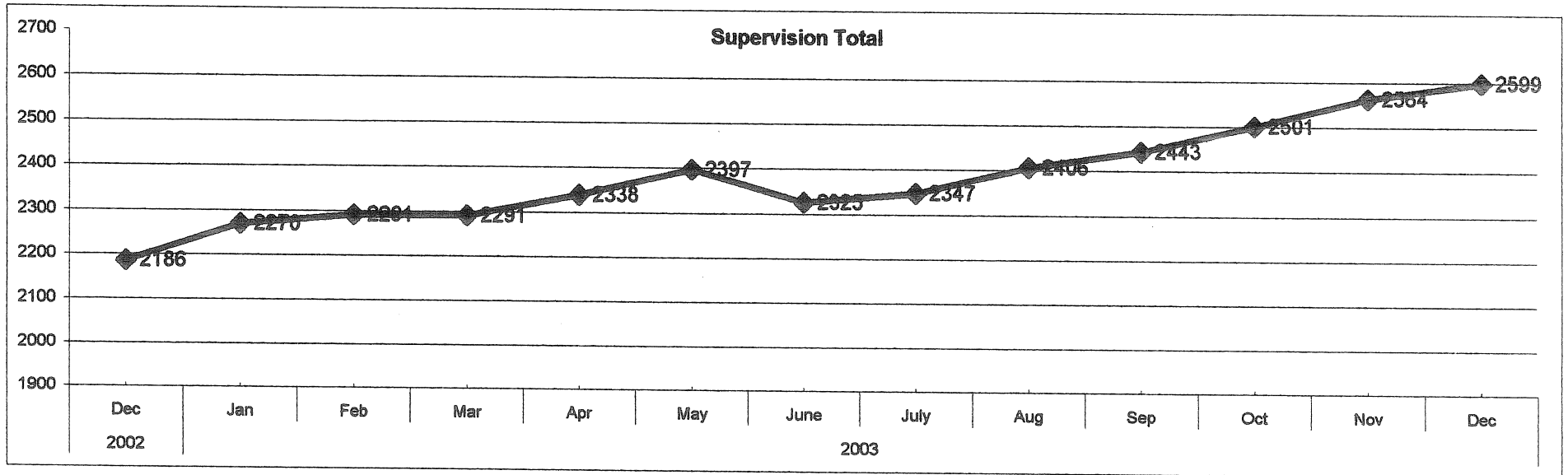
**Parole Granting Rate  
January 2003 - December 2003**

	<b>Full Panel Hearings</b>	<b>Administrative Reviews</b>
<b>January</b>	69%	73%
<b>February</b>	85%	80%
<b>March</b>	79%	80%
<b>April</b>	80%	78%
<b>May</b>	76%	73%
<b>June</b>	83%	75%
<b>July</b>	75%	74%
<b>August</b>	81%	81%
<b>September</b>	83%	73%
<b>October</b>	90%	77%
<b>November</b>	79%	76%
<b>December</b>	83%	81%
<b>Average:</b>	80%	77%


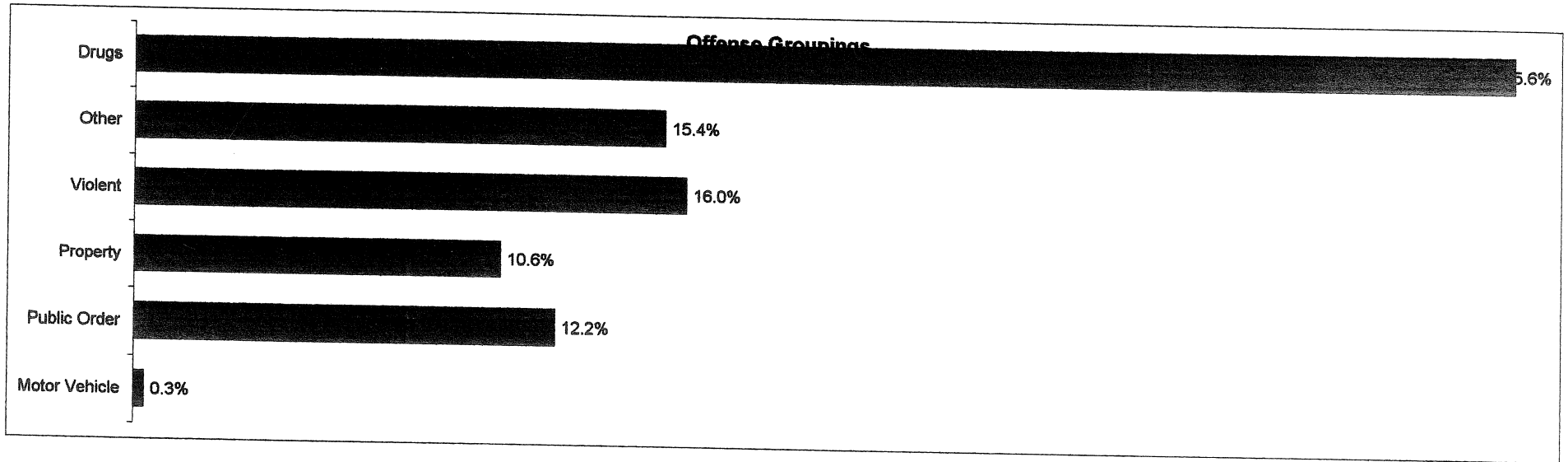


## Connecticut Board of Parole Parole Supervision Caseload December 31, 2003

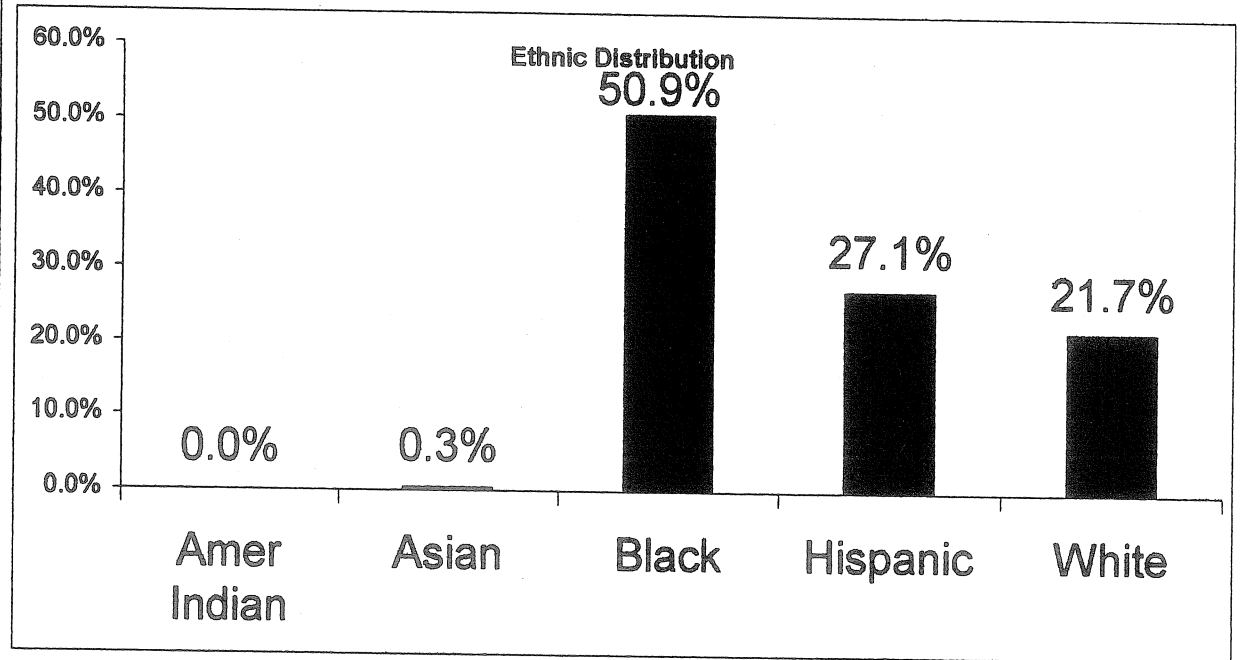
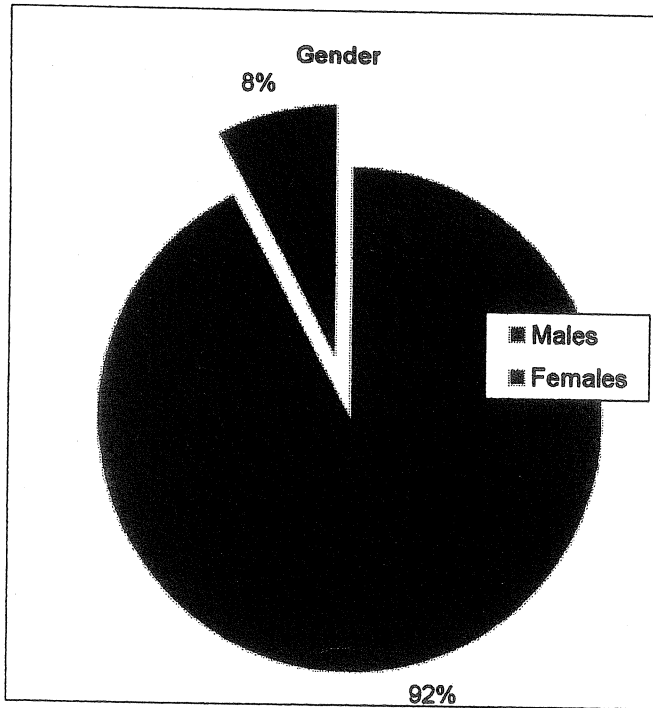
	2002	2003											
	Dec	Jan	Feb	Mar	Apr	May	June	July	Aug	Sep	Oct	Nov	Dec
CT Parolees Supervised in CT	1842	1923	1948	1945	1996	2046	1979	1988	2047	2071	2121	2179	2218
Out Of State Parolees Supervised in CT	205	203	200	200	194	200	188	196	194	196	202	206	205
<b>CT Supervision Total:</b>	<b>2047</b>	<b>2126</b>	<b>2148</b>	<b>2145</b>	<b>2190</b>	<b>2246</b>	<b>2167</b>	<b>2184</b>	<b>2241</b>	<b>2267</b>	<b>2323</b>	<b>2385</b>	<b>2423</b>
CT Parolees Supervised Out of State	139	144	143	146	148	151	158	163	165	176	178	179	176
<b>Supervision Total:</b>	<b>2186</b>	<b>2270</b>	<b>2291</b>	<b>2291</b>	<b>2338</b>	<b>2397</b>	<b>2325</b>	<b>2347</b>	<b>2406</b>	<b>2443</b>	<b>2501</b>	<b>2564</b>	<b>2599</b>
Parole Violators Confined	294	291	279	268	259	255	264	262	278	304	323	346	343
<b>GRAND TOTAL</b>	<b>2480</b>	<b>2561</b>	<b>2570</b>	<b>2559</b>	<b>2597</b>	<b>2652</b>	<b>2589</b>	<b>2609</b>	<b>2684</b>	<b>2747</b>	<b>2824</b>	<b>2910</b>	<b>2942</b>



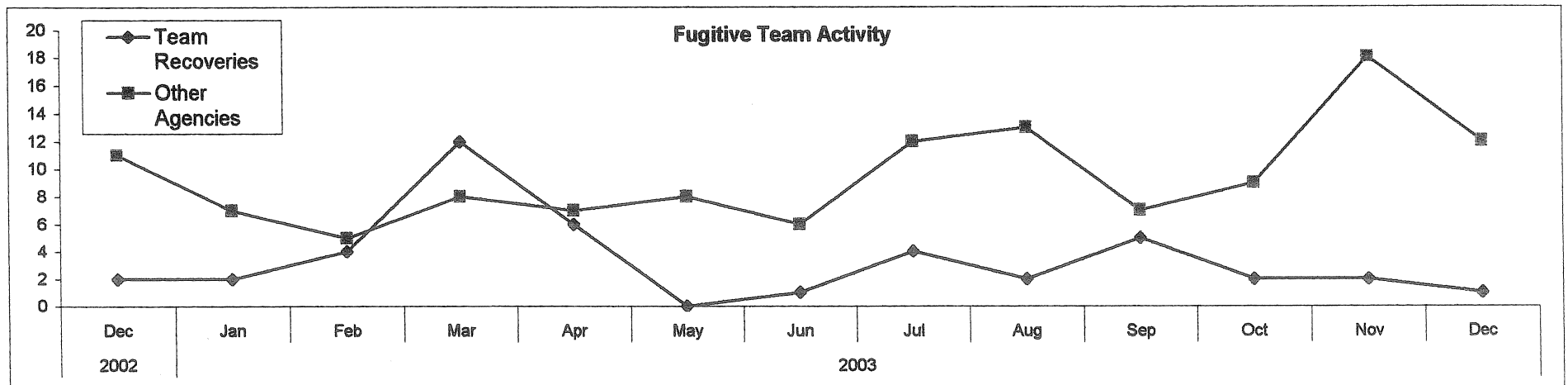
# Connecticut Board of Parole Parole Supervision Caseload December 31, 2003



**Connecticut Board of Parole  
Parole Supervision Caseload  
December 31, 2003**



**Connecticut Board of Parole  
Parole Supervision Caseload  
December 31, 2003**



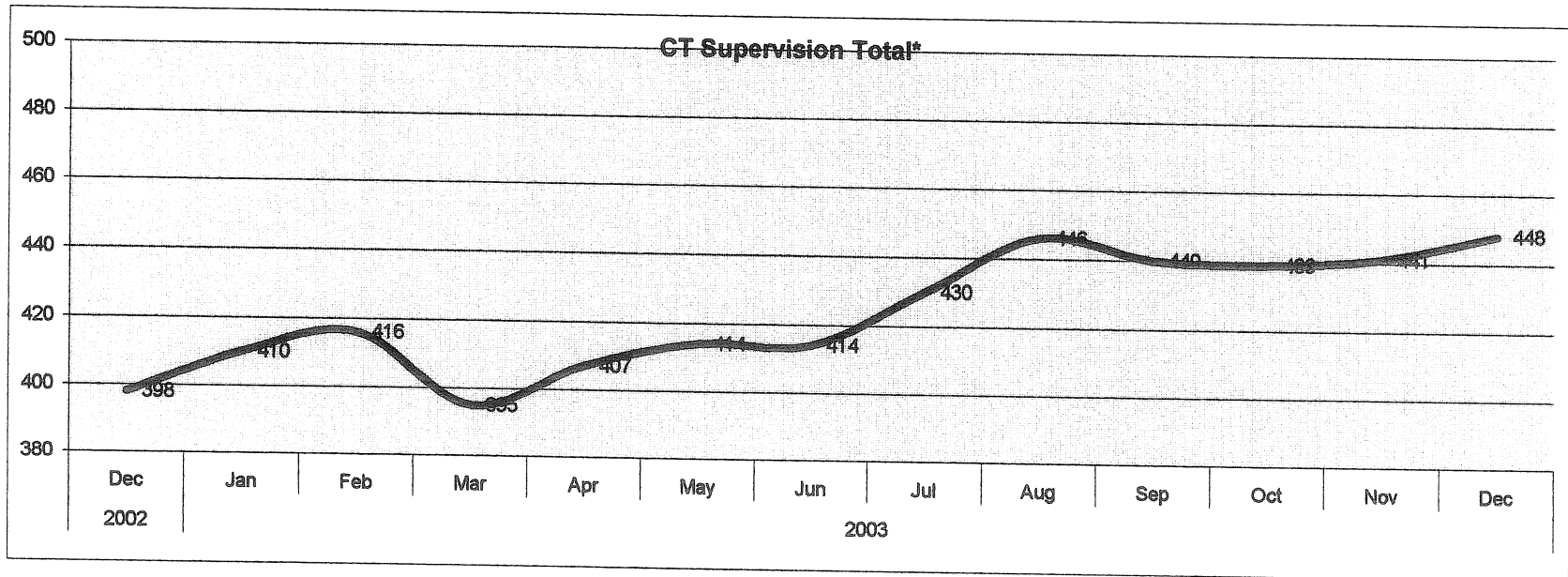
**Connecticut Board of Parole  
Parole Supervision Caseload  
December 31, 2003**

	<b>2002</b>	<b>2003</b>											
	<b>Dec</b>	<b>Jan</b>	<b>Feb</b>	<b>Mar</b>	<b>Apr</b>	<b>May</b>	<b>June</b>	<b>July</b>	<b>Aug</b>	<b>Sep</b>	<b>Oct</b>	<b>Nov</b>	<b>Dec</b>
<b>Number of Parolees Employed:</b>	1634	1691	1670	1672	1781	1750	1776	1799	1767	1850	1843	1882	1925
<b>Parolees Unemployable:</b>	202	210	215	214	221	224	213	214	290	258	275	274	239
<b>Proportion Employed:</b>	89%	88%	86%	87%	90%	87%	91%	91%	91%	92%	90%	89%	88%
<b>Number Active in Parole Works:</b>	132	144	172	174	174	202	174	164	180	156	200	222	255
<b># Community Service Hours:</b>	1975	2193	1543	1612	1485	1790	766	498	1217	1357	1510	1794	973

## Parole Supervision Caseload December 31, 2003

### Bridgeport District Office Supervision Caseload

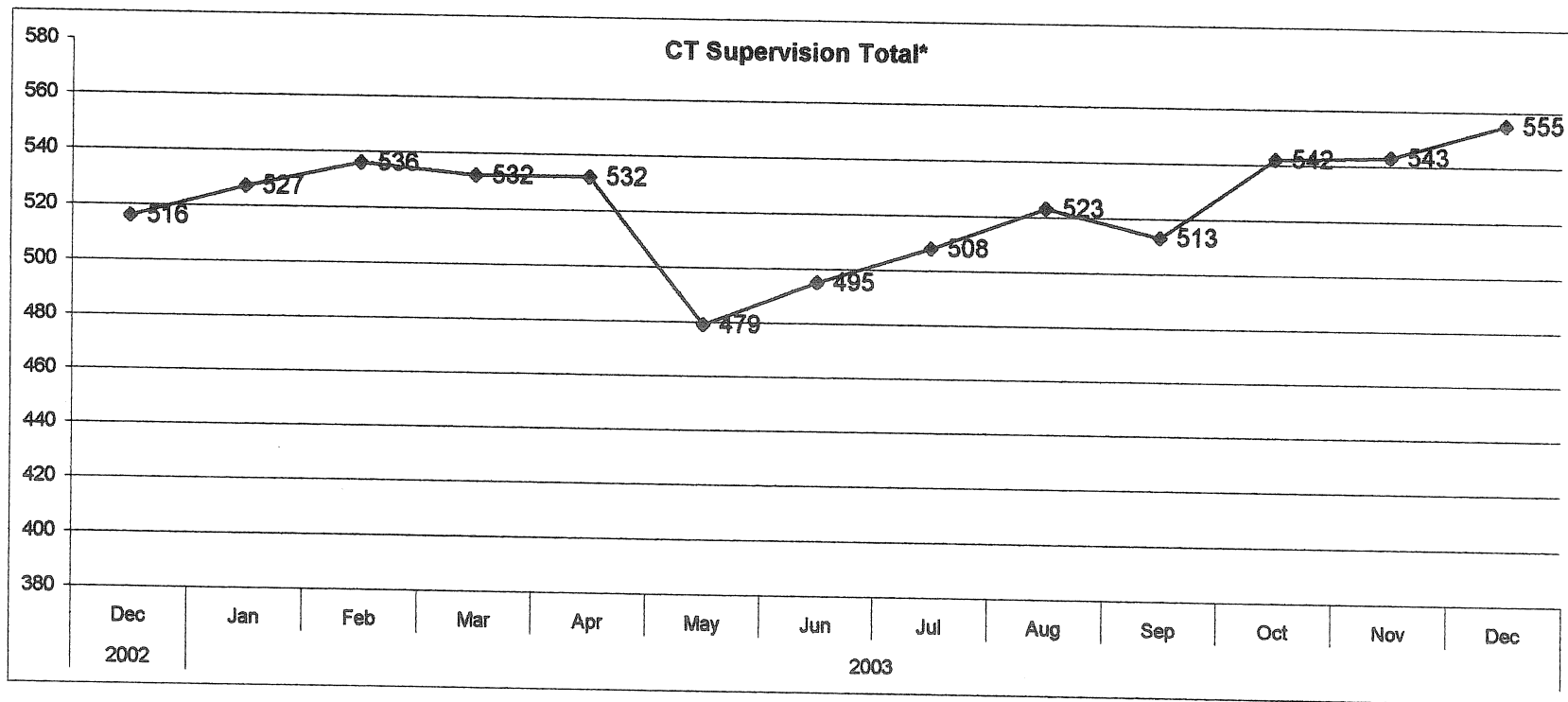
	2002		2003										
	Dec	Jan	Feb	Mar	Apr	May	Jun	Jul	Aug	Sep	Oct	Nov	Dec
CT Parolees Supervised in CT	357	371	376	355	370	377	379	393	411	405	403	407	413
Out Of State Parolees Supervised in CT	41	39	40	40	37	37	35	37	35	35	36	34	35
<b>CT Supervision Total:</b>	<b>398</b>	<b>410</b>	<b>416</b>	<b>395</b>	<b>407</b>	<b>414</b>	<b>414</b>	<b>430</b>	<b>446</b>	<b>440</b>	<b>439</b>	<b>441</b>	<b>448</b>
Parole Violators Confined	55	46	45	43	30	40	46	36	55	53	54	70	71
<b>GRAND TOTAL</b>	<b>453</b>	<b>456</b>	<b>461</b>	<b>438</b>	<b>437</b>	<b>454</b>	<b>460</b>	<b>466</b>	<b>501</b>	<b>493</b>	<b>493</b>	<b>511</b>	<b>519</b>



# Parole Supervision Caseload December 31, 2003

## Hartford District Office Supervision Caseload

	2002		2003										
	Dec	Jan	Feb	Mar	Apr	May	Jun	Jul	Aug	Sep	Oct	Nov	Dec
CT Parolees Supervised in CT	466	479	488	485	483	432	441	453	469	460	488	487	499
Out Of State Parolees Supervised in CT	50	48	48	47	49	47	54	55	54	53	54	56	56
<b>CT Supervision Total:</b>	<b>516</b>	<b>527</b>	<b>536</b>	<b>532</b>	<b>532</b>	<b>479</b>	<b>495</b>	<b>508</b>	<b>523</b>	<b>513</b>	<b>542</b>	<b>543</b>	<b>555</b>
Parole Violators Confined	99	114	103	99	103	89	79	77	66	74	78	94	92
<b>GRAND TOTAL</b>	<b>615</b>	<b>641</b>	<b>639</b>	<b>631</b>	<b>635</b>	<b>568</b>	<b>574</b>	<b>585</b>	<b>589</b>	<b>587</b>	<b>620</b>	<b>637</b>	<b>647</b>

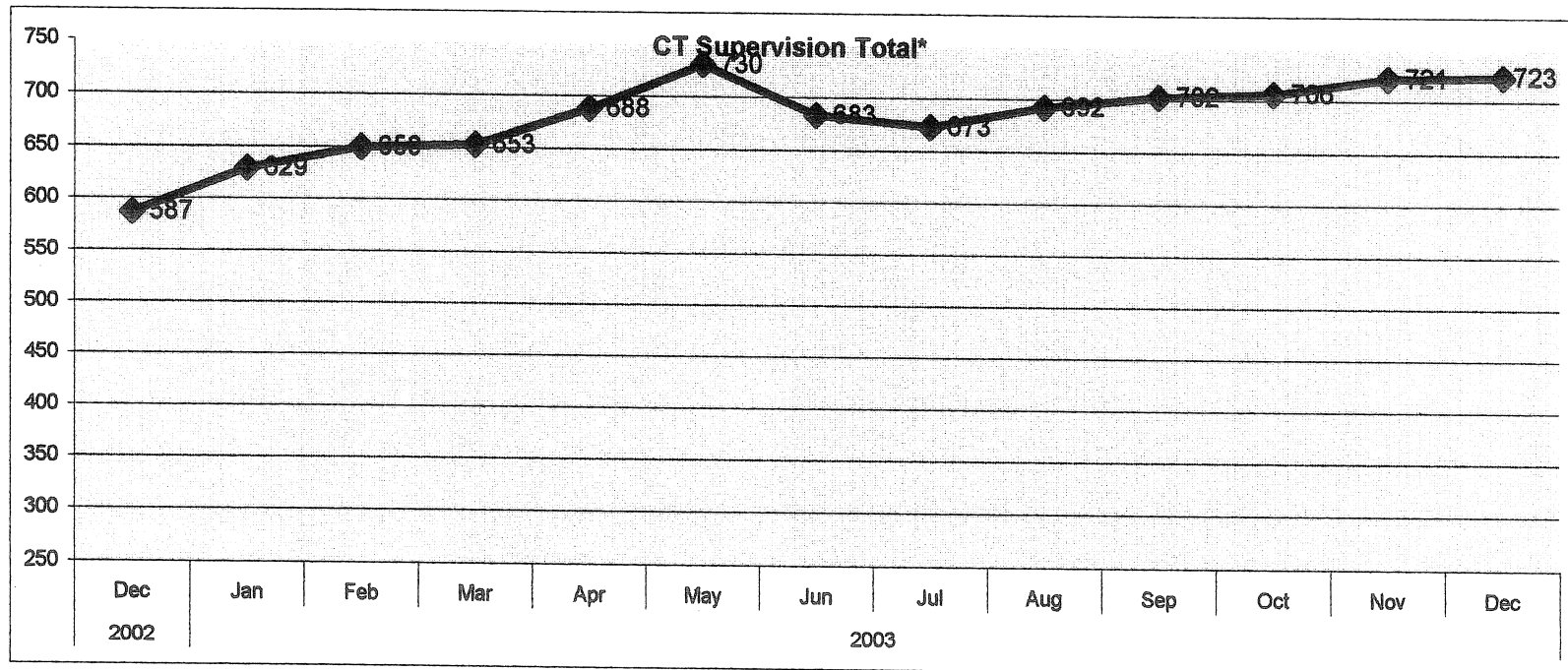


# Parole Supervision Caseload

## December 31, 2003

### New Haven District Office Supervision Caseload

	2002		2003										
	Dec	Jan	Feb	Mar	Apr	May	Jun	Jul	Aug	Sep	Oct	Nov	Dec
CT Parolees Supervised in CT	532	571	593	597	631	672	630	617	635	643	647	662	664
Out Of State Parolees Supervised in CT	55	58	57	56	57	58	53	56	57	59	59	59	59
<b>CT Supervision Total:</b>	<b>587</b>	<b>629</b>	<b>650</b>	<b>653</b>	<b>688</b>	<b>730</b>	<b>683</b>	<b>673</b>	<b>692</b>	<b>702</b>	<b>706</b>	<b>721</b>	<b>723</b>
<b>Parole Violators Confined</b>	<b>84</b>	<b>87</b>	<b>82</b>	<b>76</b>	<b>73</b>	<b>75</b>	<b>67</b>	<b>69</b>	<b>70</b>	<b>78</b>	<b>91</b>	<b>103</b>	<b>102</b>
<b>GRAND TOTAL</b>	<b>671</b>	<b>716</b>	<b>732</b>	<b>729</b>	<b>761</b>	<b>805</b>	<b>750</b>	<b>742</b>	<b>762</b>	<b>780</b>	<b>797</b>	<b>824</b>	<b>825</b>



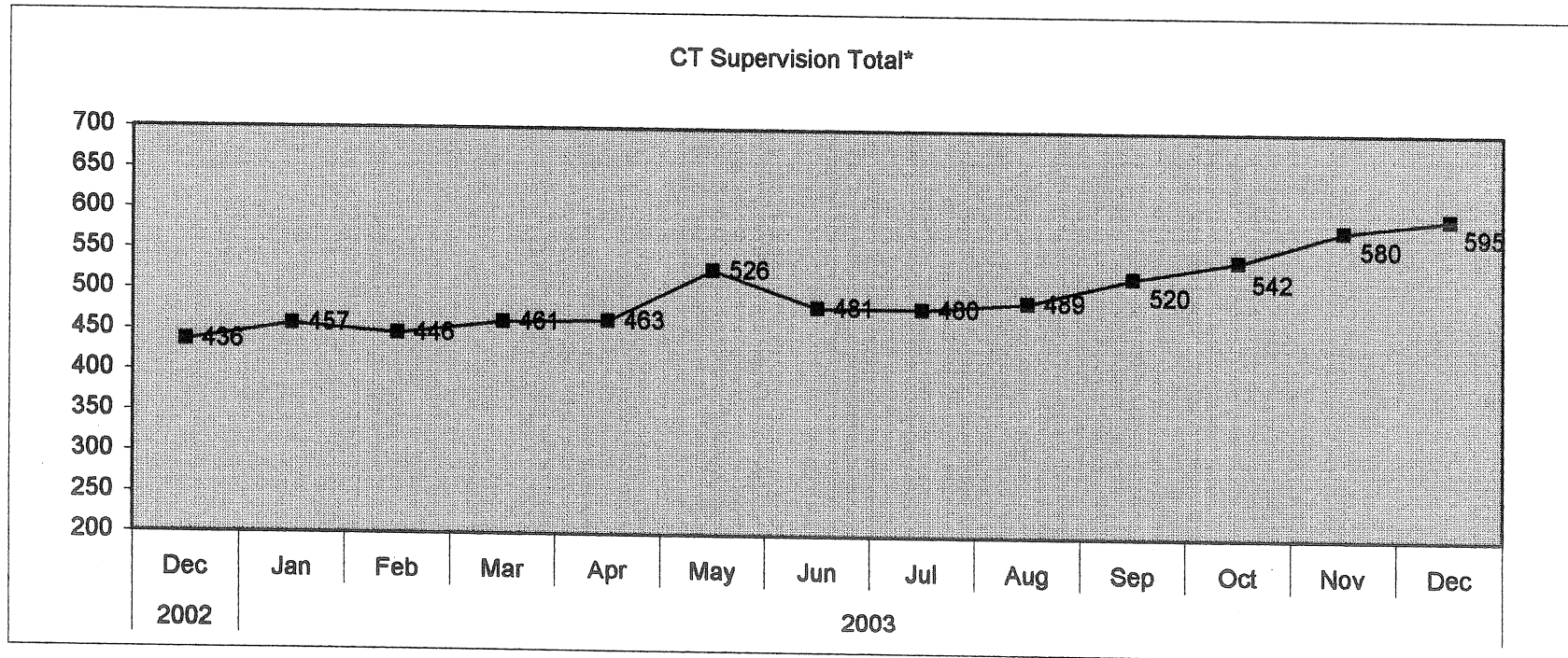


# Parole Supervision Caseload

## December 31, 2003

### Waterbury Caseload

	2002		2003										
	Dec	Jan	Feb	Mar	Apr	May	Jun	Jul	Aug	Sep	Oct	Nov	Dec
<b>CT Parolees Supervised in CT</b>	396	414	403	417	422	478	445	443	452	482	501	536	553
<b>Out Of State Parolees Supervised in CT</b>	40	43	43	44	41	48	36	37	37	38	41	44	42
<b>CT Supervision Total:</b>	436	457	446	461	463	526	481	480	489	520	542	580	595
<b>Parole Violators Confined</b>	30	24	34	33	41	46	52	63	61	65	67	59	61
<b>GRAND TOTAL</b>	466	481	480	494	504	572	533	543	550	585	609	639	656



## *Violation Reports*

*December 1, 2003 - December 31, 2003*

<i>Office</i>	<i>Parole Officer</i>	<i>Absconder</i>	<i>Criminal</i>	<i>Technical</i>	<i>Total</i>
<i>Bridgeport</i>					
	Barry		1		1
	Greene		3		3
	Johnson	1		1	2
	O'Reilly		2	1	3
	Tomaszewski	1	2		3
	<b>Office Total</b>	<b>2</b>	<b>8</b>	<b>2</b>	<b>12</b>
<i>Hartford</i>					
	Anderson	1	2	3	6
	Banas	1	1	3	5
	Casanova	1	2	2	5
	Edwards	1	2	2	5
	Hill	1	1	4	6
	Szydlo		1		1
	<b>Office Total</b>	<b>5</b>	<b>9</b>	<b>14</b>	<b>28</b>
<i>Interstate Compact</i>					
	Johnson, T			1	1
	<b>Office Total</b>			<b>1</b>	<b>1</b>
<i>New Haven</i>					
	DeLucia		5	2	7
	Duca			2	2
	Griffin	3	4	1	8
	Hogan		4	2	6
	Kelly		2	1	3
	Nelson		1	1	2
	Runlett	3	3	1	7
	Sprawling		5	1	6
	Watts		8		8

*Friday, January 30, 2004*

<i>Office</i>	<i>Parole Officer</i>	<i>Absconder</i>	<i>Criminal</i>	<i>Technical</i>	<i>Total</i>
	Office Total	6	32	11	49
<i>Special Management</i>					
	Fleming			1	1
	Noto	1	3	1	5
	Office Total	1	3	2	6
<i>Waterbury</i>					
	Bennett		1		1
	Fernandes	2	1	2	5
	Krupa		1		1
	McCown	1			1
	O'Connor	2	1		3
	Romano		2		2
	Wood		3		3
	Office Total	5	9	2	16
<i>Grand Total</i>		19	61	32	112

*\* Source: Hearings Division Warrant Requests and Interstate Reports*