


STATE OF CONNECTICUT

**Connecticut Parole and Community Services
Monthly Report**



November 2003

(November 2002 to November 2003)

Prepared by
Jerry Stowell

FOR
BOARD OF PARDONS & PAROLES (BOPP)
AND
DEPARTMENT OF CORRECTION (DOC)
Parole and Community Services Division

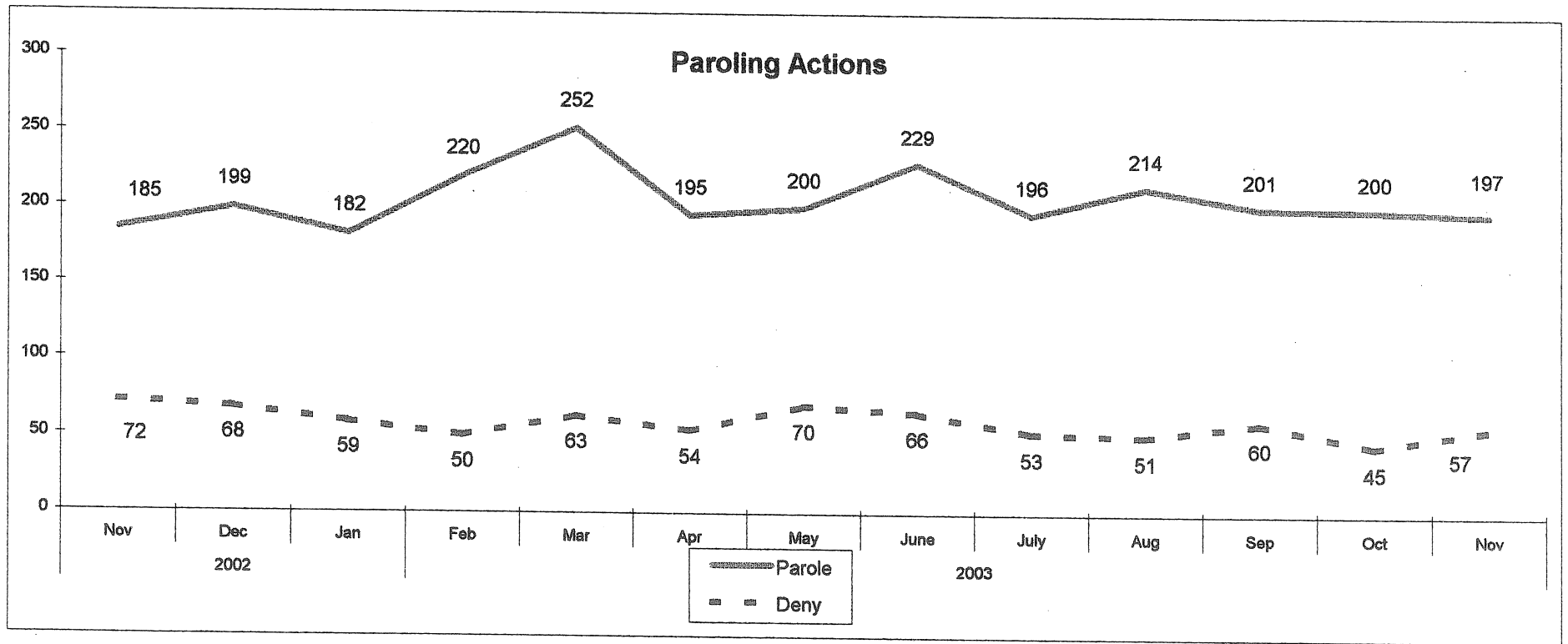
**Correctional Population and Parole Eligibility
November 30, 2003**

Confined Population	18,264		
(Unsentenced and Special Inmates)	(4,182)	Balance	14,082
(Sentences 2 Years & Less, Cuscom, New Admits)	(4,457)	Balance	9,625
(Parole Ineligible, crime committed)	(675)	Balance	8,950
(SRG Classification)	(296)	Balance	8,654
(Wright Decision Cases)	(381)	Balance	8,273
(Level 5 Classification)	(70)	Balance	8,203
(Chronic Disciplinary Unit Classification)	(61)		
Population Eligible for Parole Consideration	8,142		

**Connecticut Board of Parole
Hearings Division Monthly Statistics
November 30, 2003**

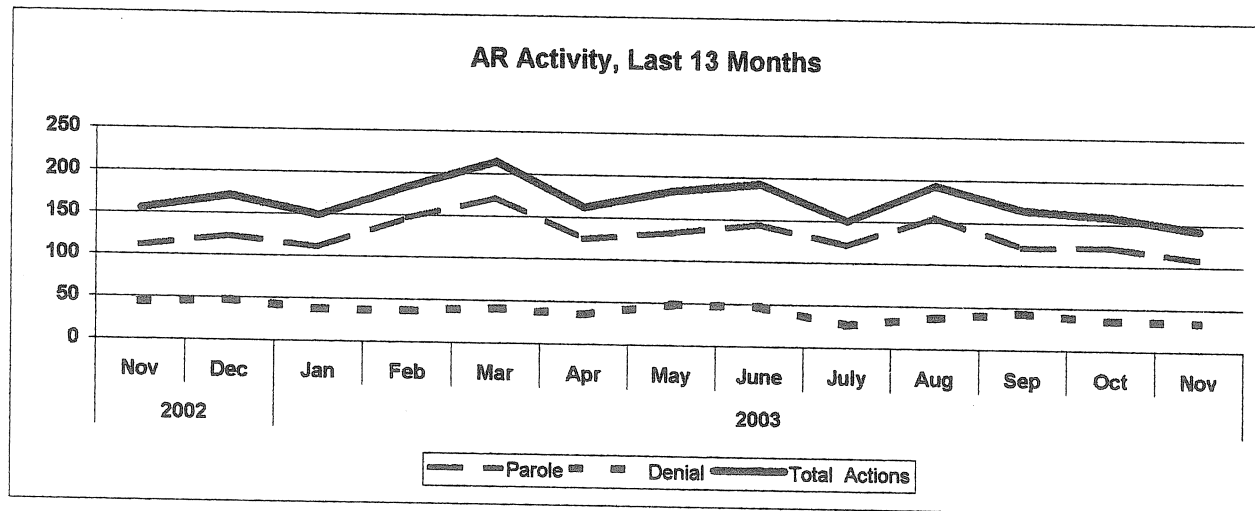
	2002		2003										12 Mo.	
	Nov	Dec	Jan	Feb	Mar	Apr	May	June	July	Aug	Sep	Oct	Nov	Totals
Full Panel Actions														
Parole	74	76	71	73	80	70	67	85	75	58	80	78	88	901
Deny	28	20	21	13	21	18	21	18	26	14	16	9	23	220
Medical Parole	0	0	0	0	0	0	0	0	0	0	0	0	0	0
Revoke	59	35	37	34	42	34	29	24	40	31	32	17	34	389
Revoke & Reparole	42	24	38	28	29	31	24	17	16	28	25	20	33	313
Rescind	7	5	4	4	4	3	6	3	3	3	4	2	11	52
Rescind & Reparole	17	16	9	7	12	10	1	6	10	5	9	17	15	117
Early Parole Discharge	0	0	0	0	0	0	0	0	0	0	0	0	0	0
Total Full Panel Actions	227	176	180	159	188	166	148	153	170	139	166	143	204	1992
Administrative Review Actions														
Parole	111	123	111	147	172	125	133	144	121	156	121	122	109	1584
Deny	44	48	38	37	42	36	49	48	27	37	44	36	34	476
Total Admin. Review Actions	155	171	149	184	214	161	182	192	148	193	165	158	143	2060
Staff Actions														
Case Review	19	14	12	13	30	12	51	30	19	26	35	37	23	302
Review & Reschedule	256	105	246	307	241	252	247	181	169	201	284	148	208	2589
Close Interest	78	21	82	92	40	50	55	59	12	89	82	46	35	663
Total Actions	735	487	669	755	713	641	683	615	518	648	732	532	613	7606
Total Hearing Dates	20	19	21	19	19	19	18	17	21	16	21	18	21	229
Parole Grant Rate														
Full Panels	73%	79%	77%	85%	79%	80%	76%	83%	74%	81%	83%	90%	79%	80%
Administrative Reviews	72%	72%	74%	80%	80%	78%	73%	75%	82%	81%	73%	77%	76%	77%

Connecticut Board of Parole
Hearings Division Monthly Statistics
November 30, 2003



**Connecticut Board of Parole
Hearings Division Monthly Statistics
Administrative Reviews
November 30, 2003**

	2002		2003										
	Nov	Dec	Jan	Feb	Mar	Apr	May	June	July	Aug	Sep	Oct	Nov
Parole	111	123	111	147	172	125	133	144	121	156	121	122	109
Denial	44	48	38	37	42	36	49	48	27	37	44	36	34
Medical Parole	0	0	0	0	0	0	1	0	0	2	0	0	0
Total Actions	155	171	149	184	214	162	182	192	150	193	165	158	143



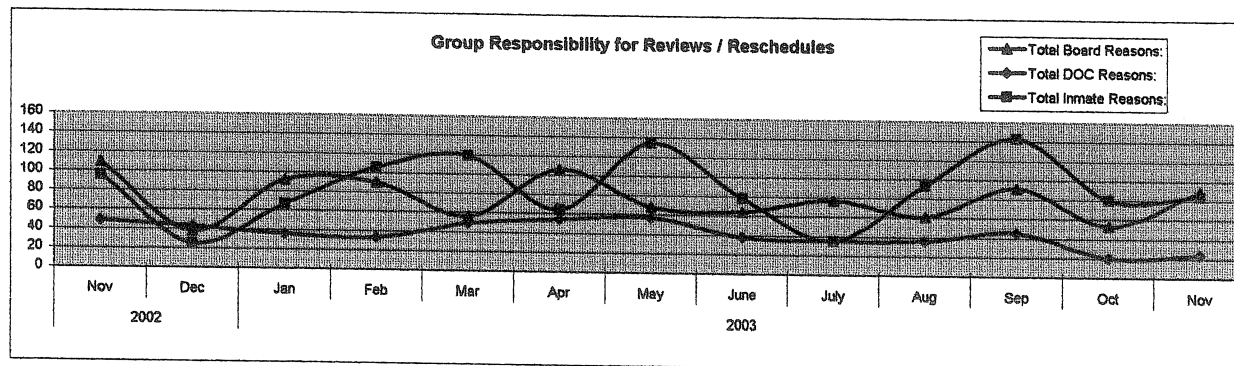
**Connecticut Board of Parole
Hearings Division Monthly Statistics
Current Location
November 30, 2003
Persons Granted Parole via Administrative Reviews**

Granting Month

Location	2002		2003										12 mo. Total	
	Nov	Dec	Jan	Feb	Mar	Apr	May	June	July	Aug	Sep	Oct		Nov
CT Parole Supervision	14	17	16	8	33	16	6	8	6	9	0	5	23	147
Out-of State Parole Supervision	1	0	1	0	0	1	0	0	0	0	0	0	0	2
Abscond from Parole	0	0	0	0	0	0	0	0	0	0	0	0	0	0
Halfway House	5	3	6	5	2	6	2	5	2	2	5	4	3	45
Confined in CT, to be Released	90	97	86	131	133	97	115	130	115	136	111	109	83	1343
Confined, Out of State	0	0	0	0	0	0	0	0	0	0	0	0	0	0
Furlough	0	0	0	0	0	0	0	0	0	0	0	0	0	0
Escaped, Prior to Release	0	0	0	0	0	0	0	0	0	0	0	0	0	0
Reconfined	0	0	0	0	0	0	0	0	0	0	0	0	0	0
TS	0	0	0	0	0	0	0	0	0	0	0	0	0	0
Discharged	0	1	0	0	4	1	3	1	0	1	2	2	0	15
Virginia	0	4	2	3	0	5	7	0	0	8	3	2	0	34
Medical Hospital	1	0	0	0	0	0	0	0	0	0	0	0	0	0
Total	111	122	111	147	172	126	133	144	123	156	121	122	109	1586

**Connecticut Board of Parole
Types of Review and Rescheduling Activities
November 2003**

	2002		2003										
	Nov	Dec	Jan	Feb	Mar	Apr	May	June	July	Aug	Sep	Oct	Nov
<u>Inmate-Related Reasons:</u>													
<u>Regular Hearings</u>													
In Seg/Punitive Seg	10	3	5	13	11	6	3	1	3	1	9	3	4
Inmate's Request	0	0	1	0	1	0	0	0	0	1	1	0	1
Pending Charges	37	3	22	37	41	19	23	16	5	21	45	15	11
Pending DR	0	0	0	0	0	0	0	0	0	0	0	0	0
SRG Affiliation	10	2	22	37	16	10	40	13	2	19	19	6	14
Pending Waiver	0	0	0	0	0	0	0	0	0	0	0	0	0
85% Status	14	1	1	5	15	14	15	14	1	20	33	18	28
Case Review	19	14	12	13	30	12	51	30	19	26	35	37	23
<u>Revocation Hearings:</u>													
Attorney	2	0	0	0	1	1	0	1	3	0	0	0	0
Pending Charges	3	2	4	1	4	2	2	3	2	5	1	1	3
Total Inmate Reasons:	95	25	67	106	119	64	134	78	36	93	143	80	84
<u>DOC-Related Reasons</u>													
<u>Regular Hearings</u>													
Transportation	43	35	32	25	36	45	40	32	26	27	28	17	15
Awaiting MH Evaluation	5	8	4	8	13	9	17	6	9	9	17	3	9
Total DOC Reasons:	48	43	36	33	49	54	57	38	35	36	45	20	24
<u>Board-Related Reasons</u>													
<u>Regular Hearings</u>													
Additional Info	20	17	11	14	21	15	13	20	38	16	24	17	17
Additional Offense Info	7	7	20	11	10	24	17	21	17	9	16	17	7
Hearing Cancelled	55	8	24	17	8	45	21	2	17	19	7	0	45
Ineligible-PE date	0	0	1	0	1	0	0	0	0	1	1	0	1
No Parole Package	0	0	0	0	0	0	0	0	0	0	0	0	0
Awaiting Sex Offender Eval	0	0	0	0	0	0	0	0	0	0	0	0	0
Other	27	6	36	48	16	22	17	21	5	16	43	19	19
Total Board Reasons:	109	38	92	90	56	106	68	64	77	61	91	53	89
All Reasons:	252	106	195	229	224	224	259	180	147	190	279	153	197

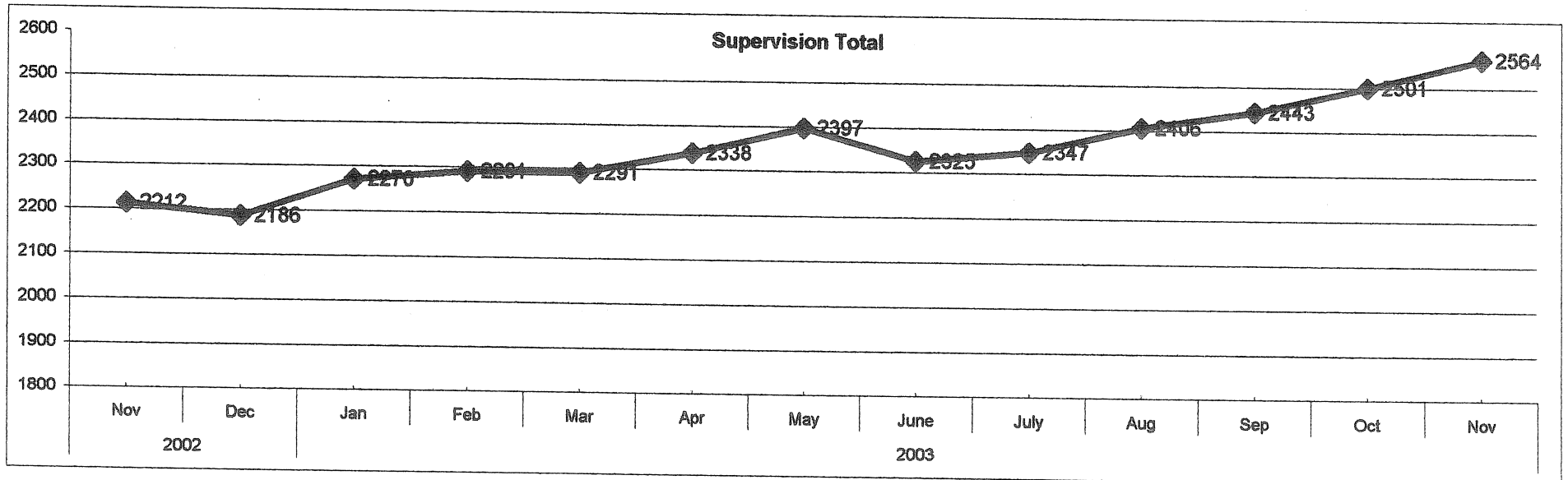


**Parole Granting Rate
November 2002 - October 2003**


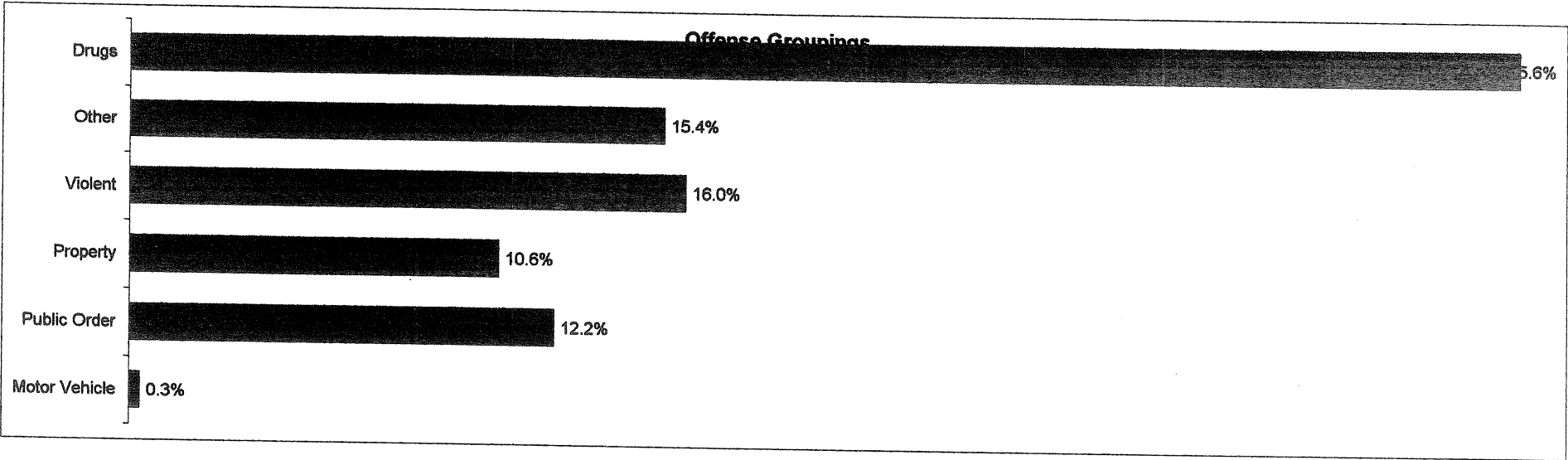
	Full Panel Hearings	Administrative Reviews
December	79%	72%
January	69%	73%
February	85%	80%
March	79%	80%
April	80%	78%
May	76%	73%
June	83%	75%
July	75%	74%
August	81%	81%
September	83%	73%
October	90%	77%
November	79%	76%
Average:	80%	76%

Connecticut Board of Parole Parole Supervision Caseload November 30, 2003

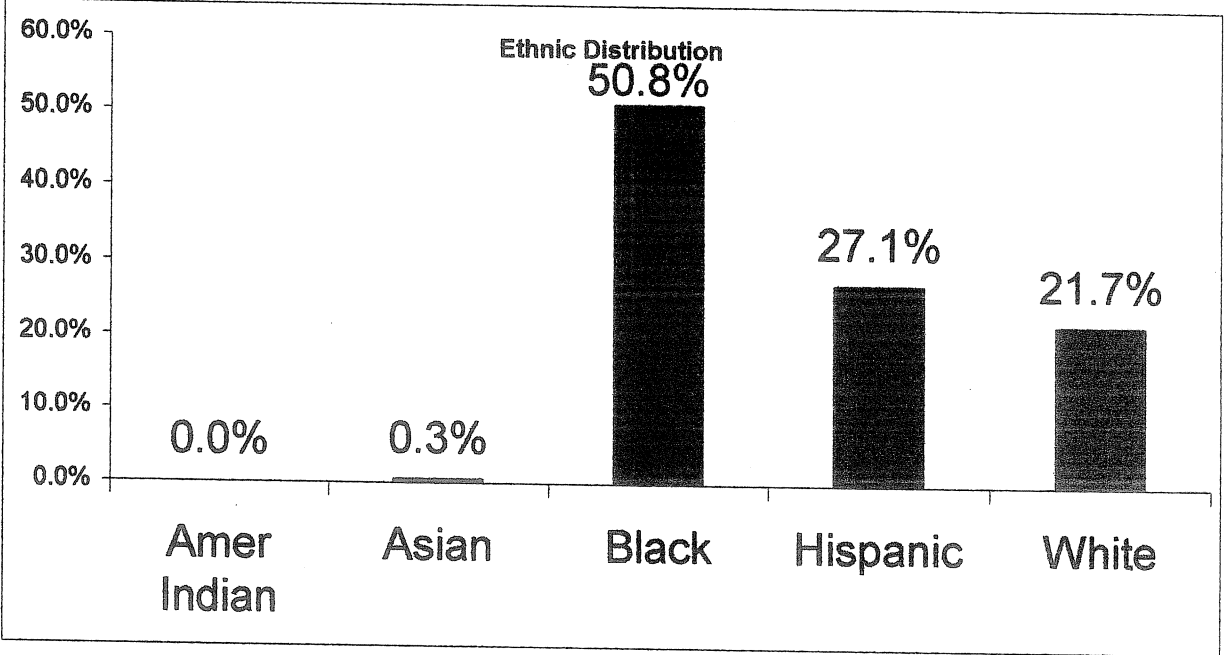
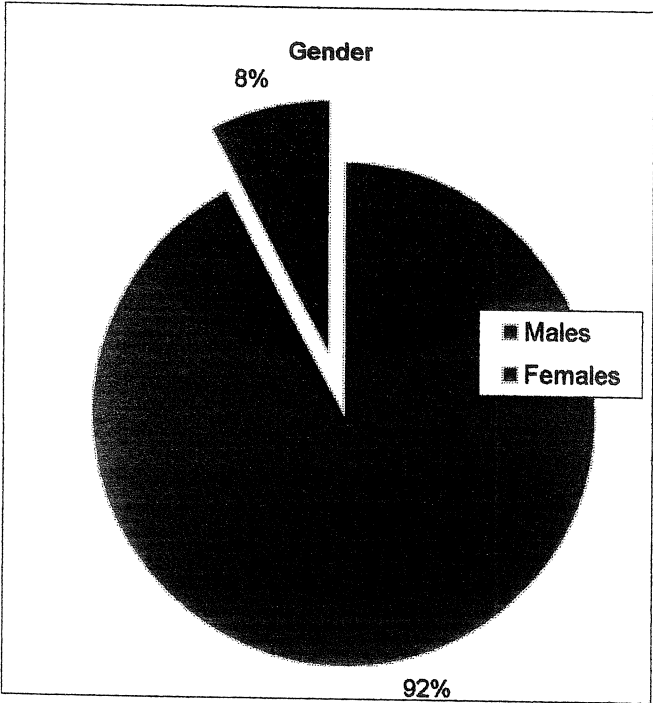
	2002		2003										
	Nov	Dec	Jan	Feb	Mar	Apr	May	June	July	Aug	Sep	Oct	Nov
CT Parolees Supervised in CT	1879	1842	1923	1948	1945	1996	2046	1979	1988	2047	2071	2121	2179
Out Of State Parolees Supervised in CT	194	205	203	200	200	194	200	188	196	194	196	202	206
CT Supervision Total:	2073	2047	2126	2148	2145	2190	2246	2167	2184	2241	2267	2323	2385
CT Parolees Supervised Out of State	139	139	144	143	146	148	151	158	163	165	176	178	179
Supervision Total:	2212	2186	2270	2291	2291	2338	2397	2325	2347	2406	2443	2501	2564
Parole Violators Confined	295	294	291	279	268	259	255	264	262	278	304	323	346
GRAND TOTAL	2507	2480	2561	2570	2559	2597	2652	2589	2609	2684	2747	2824	2910



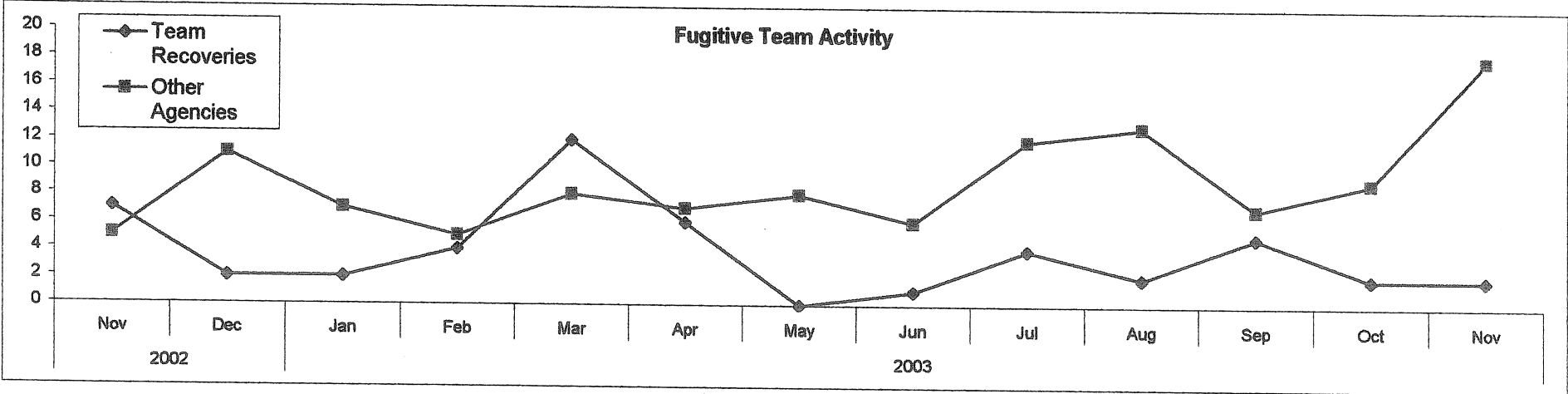
Connecticut Board of Parole Parole Supervision Caseload November 30, 2003



**Connecticut Board of Parole
Parole Supervision Caseload
November 30, 2003**



**Connecticut Board of Parole
Parole Supervision Caseload
November 30, 2003**



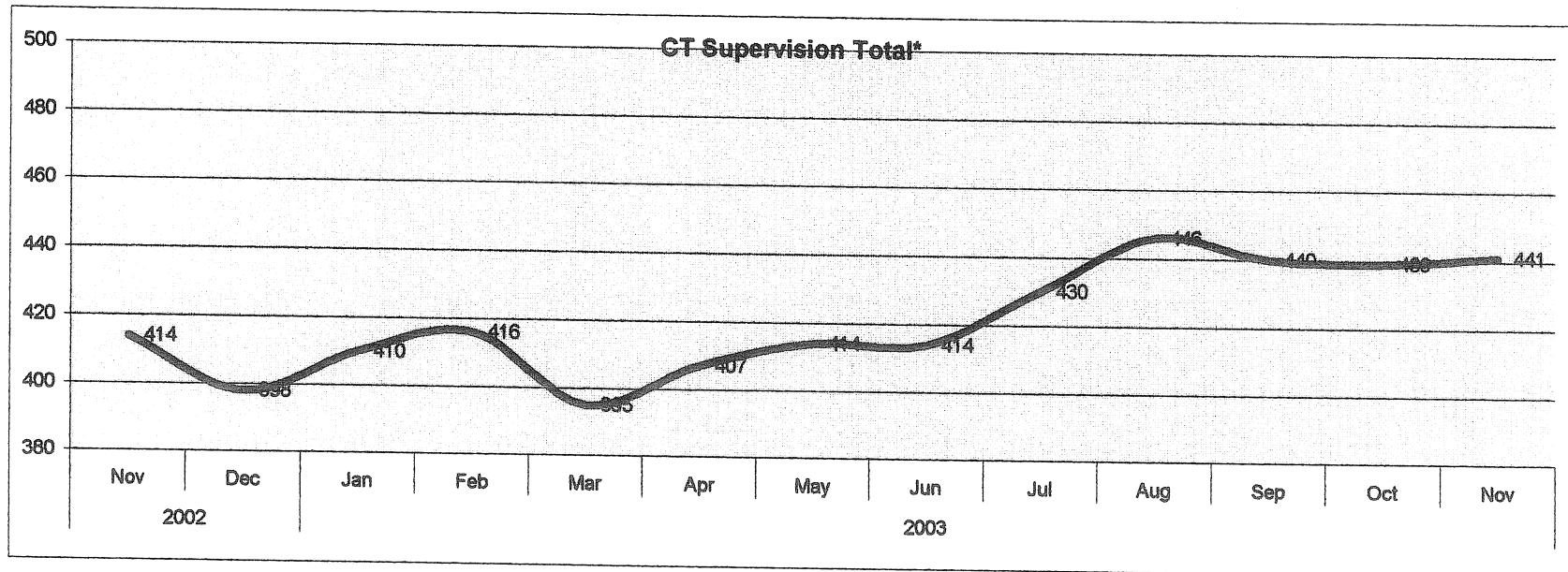
**Connecticut Board of Parole
Parole Supervision Caseload
November 30, 2003**

	2002		2003										
	Nov	Dec	Jan	Feb	Mar	Apr	May	June	July	Aug	Sep	Oct	Nov
Number of Parolees Employed:	1675	1634	1691	1670	1672	1781	1750	1776	1799	1767	1850	1843	1882
Parolees Unemployable:	185	202	210	215	214	221	224	213	214	290	258	275	274
Proportion Employed:	89%	89%	88%	86%	87%	90%	87%	91%	91%	91%	92%	90%	89%
Number Active in Parole Works:	137	132	144	172	174	174	202	174	164	180	156	200	222
# Community Service Hours:	1534	1975	2193	1543	1612	1485	1790	766	498	1217	1357	1510	1794

Parole Supervision Caseload November 30, 2003

Bridgeport District Office Supervision Caseload

	2002		2003										
	Nov	Dec	Jan	Feb	Mar	Apr	May	Jun	Jul	Aug	Sep	Oct	Nov
CT Parolees Supervised in CT	375	357	371	376	355	370	377	379	393	411	405	403	407
Out Of State Parolees Supervised in CT	39	41	39	40	40	37	37	35	37	35	35	36	34
CT Supervision Total:	414	398	410	416	395	407	414	414	430	446	440	439	441
Parole Violators Confined	47	55	46	45	43	30	40	46	36	55	53	54	70
GRAND TOTAL	461	453	456	461	438	437	454	460	466	501	493	493	511

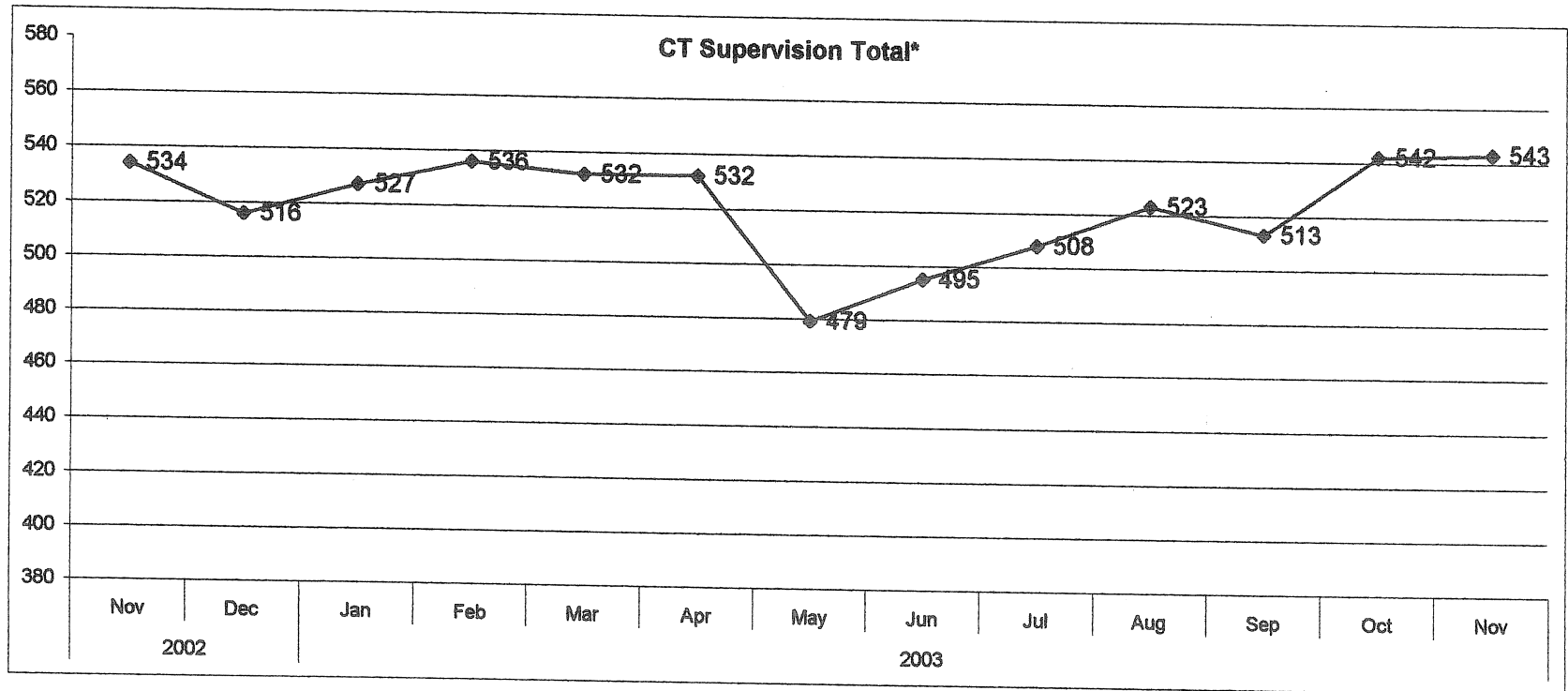


Parole Supervision Caseload

November 30, 2003

Hartford District Office Supervision Caseload

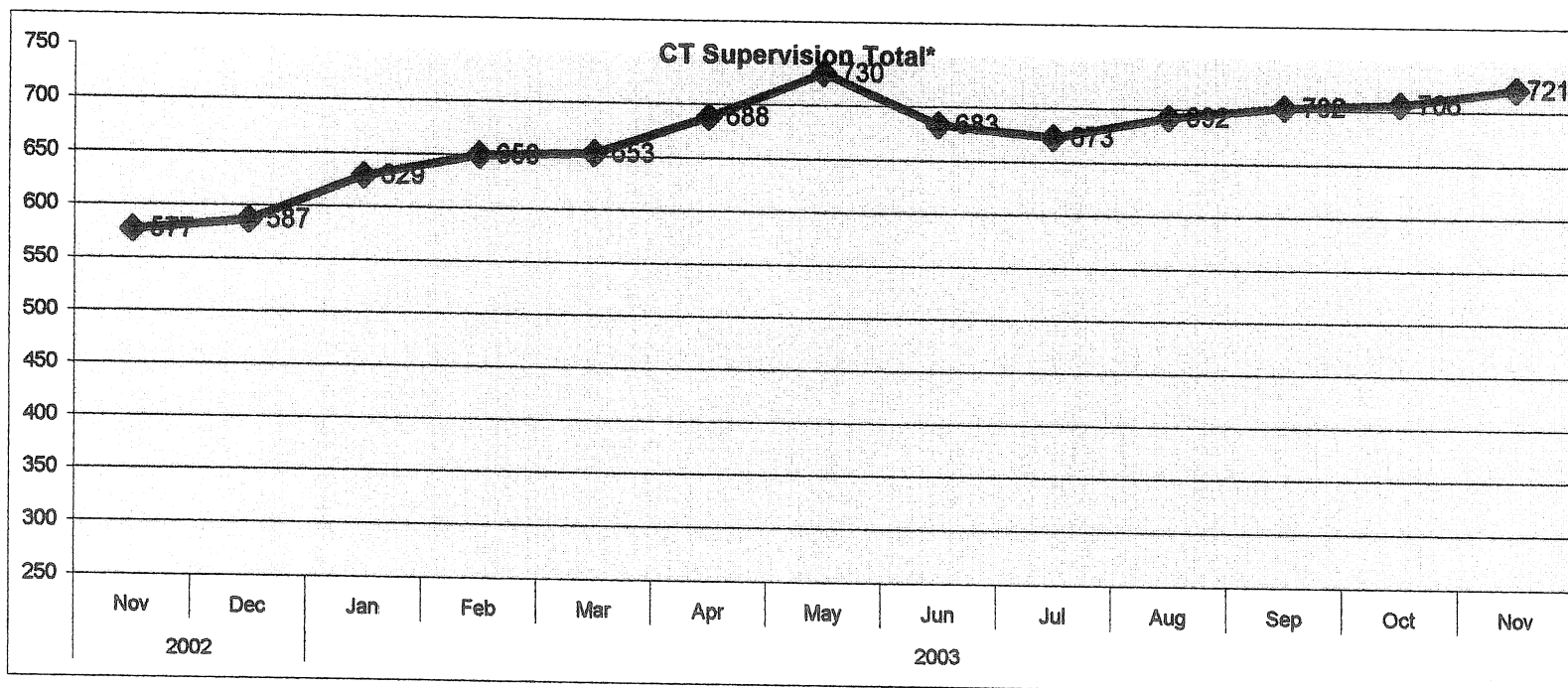
	2002		2003										
	Nov	Dec	Jan	Feb	Mar	Apr	May	Jun	Jul	Aug	Sep	Oct	Nov
CT Parolees Supervised in CT	486	466	479	488	485	483	432	441	453	469	460	488	487
Out Of State Parolees Supervised in CT	48	50	48	48	47	49	47	54	55	54	53	54	56
CT Supervision Total:	534	516	527	536	532	532	479	495	508	523	513	542	543
Parole Violators Confined	105	99	114	103	99	103	89	79	77	66	74	78	94
GRAND TOTAL	639	615	641	639	631	635	568	574	585	589	587	620	637



Parole Supervision Caseload November 30, 2003

New Haven District Office Supervision Caseload

	2002		2003										
	Nov	Dec	Jan	Feb	Mar	Apr	May	Jun	Jul	Aug	Sep	Oct	Nov
CT Parolees Supervised in CT	523	532	571	593	597	631	672	630	617	635	643	647	662
Out Of State Parolees Supervised in CT	54	55	58	57	56	57	58	53	56	57	59	59	59
CT Supervision Total:	577	587	629	650	653	688	730	683	673	692	702	706	721
Parole Violators Confined	85	84	87	82	76	73	75	67	69	70	78	91	103
GRAND TOTAL	662	671	716	732	729	761	805	750	742	762	780	797	824

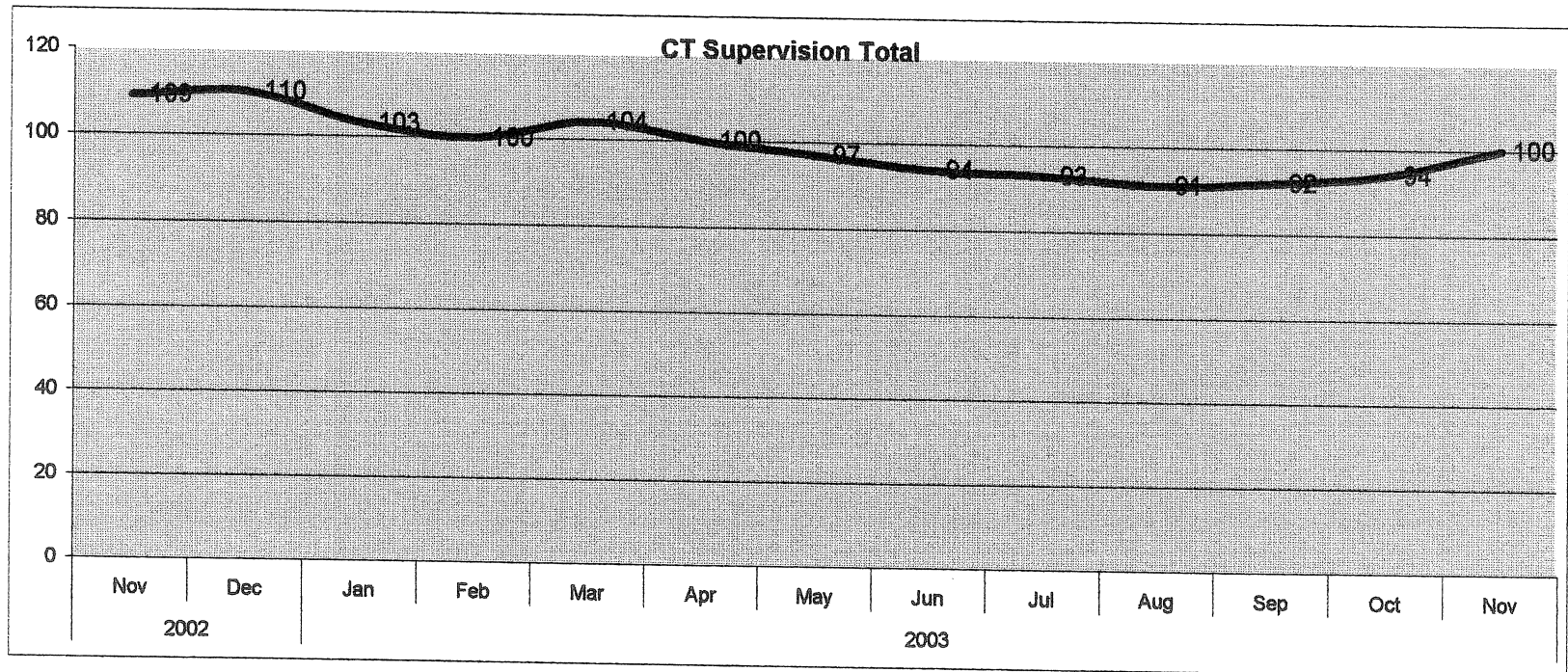


Parole Supervision Caseload

November 30, 2003

Special Management Supervision Caseload

	2002		2003										
	Nov	Dec	Jan	Feb	Mar	Apr	May	Jun	Jul	Aug	Sep	Oct	Nov
CT Parolees Supervised in CT	91	91	88	88	91	90	87	84	82	80	81	82	87
Out Of State Parolees Supervised in CT	18	19	15	12	13	10	10	10	11	11	11	12	13
CT Supervision Total:	109	110	103	100	104	100	97	94	93	91	92	94	100
Parole Violators Confined	25	23	25	21	20	10	13	18	16	18	21	21	21
GRAND TOTAL	134	133	128	121	124	110	110	112	109	109	113	115	121

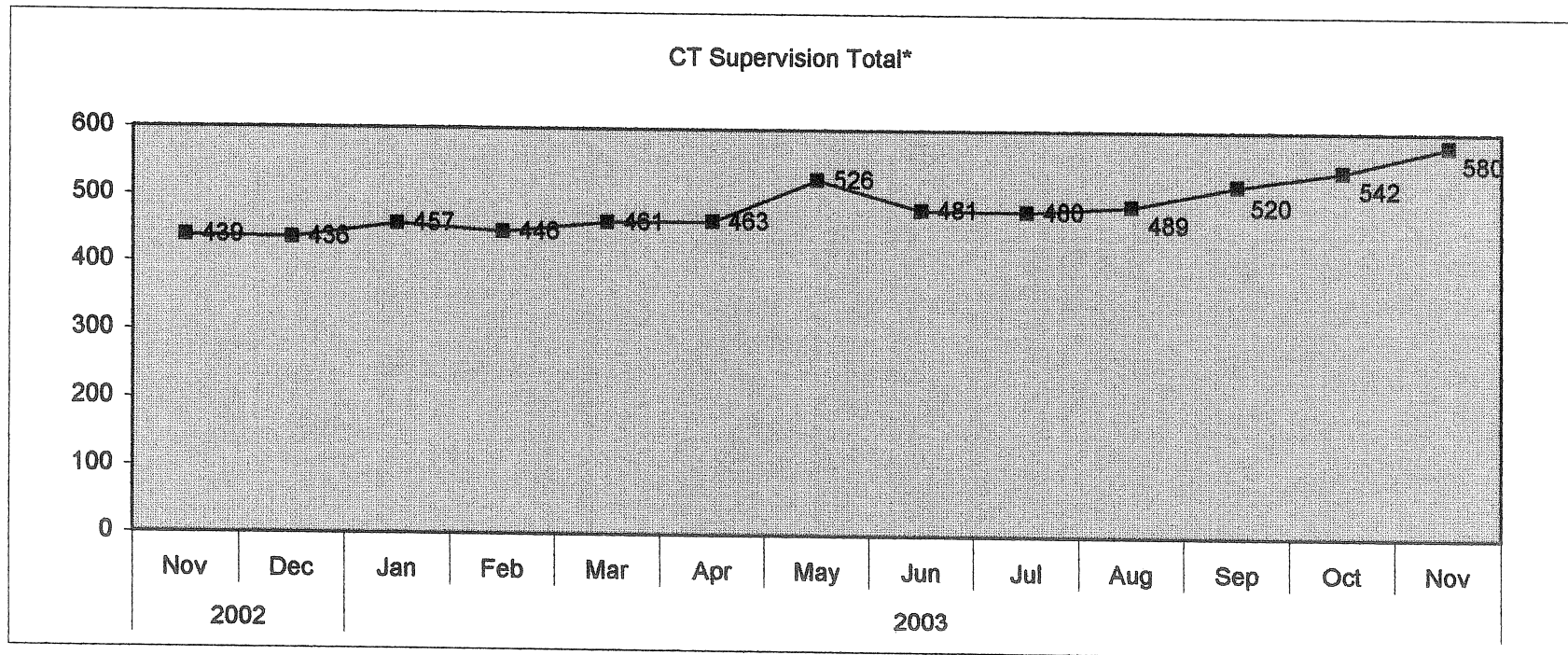


Parole Supervision Caseload

November 30, 2003

Waterbury Caseload

	2002		2003										
	Nov	Dec	Jan	Feb	Mar	Apr	May	Jun	Jul	Aug	Sep	Oct	Nov
CT Parolees Supervised in CT	404	396	414	403	417	422	478	445	443	452	482	501	536
Out Of State Parolees Supervised in CT	35	40	43	43	44	41	48	36	37	37	38	41	44
CT Supervision Total:	439	436	457	446	461	463	526	481	480	489	520	542	580
Parole Violators Confined	34	30	24	34	33	41	46	52	63	61	65	67	59
GRAND TOTAL	473	466	481	480	494	504	572	533	543	550	585	609	639



Violation Reports

November 1, 2003 - November 30, 2003

<i>Office</i>	<i>Parole Officer</i>	<i>Absconder</i>	<i>Criminal</i>	<i>Technical</i>	<i>Total</i>
<i>Bridgeport</i>					
	Barry	3	1		4
	Emielita		1		1
	Greene	1		1	2
	Holmes		1		1
	Johnson		3	3	6
	O'Reilly	1	1		2
	Tomaszewski		1	1	2
	Office Total	5	8	5	18
<i>Hartford</i>					
	Anderson	1	3	6	10
	Banas	1	1	3	5
	Casanova		1		1
	Edwards	1	2		3
	Hill			1	1
	Mills			1	1
	Szydlo		2	1	3
	Office Total	3	9	12	24
<i>Interstate Compact</i>					
	Johnson, T			2	2
	Office Total			2	2
<i>New Haven</i>					
	DeLucia	2	1		3
	Griffin		3		3
	Hogan		3	1	4
	Kelly		3	2	5
	Nelson	2		2	4
	Runlett	2	3		5
	Sprawling		1		1

Thursday, January 29, 2004

<i>Office</i>	<i>Parole Officer</i>	<i>Absconder</i>	<i>Criminal</i>	<i>Technical</i>	<i>Total</i>
	Office Total	6	14	5	25
<i>Special Management</i>					
	Boleski			1	1
	Office Total			1	1
<i>Waterbury</i>					
	Defeo		1	2	3
	Fernandes	3		4	7
	Krupa		1		1
	McCown		1	1	2
	O'Connor		2		2
	Romano		3		3
	Wood		1	1	2
	Office Total	3	9	8	20
<i>Grand Total</i>		17	40	33	90

** Source: Hearings Division Warrant Requests and Interstate Reports*