


**STATE OF CONNECTICUT**

**Connecticut Parole and Community Services  
Monthly Report**



**October 2003**

*(October 2002 to October 2003)*

Prepared by  
*Jerry Stowell*

FOR  
BOARD OF PARDONS & PAROLES (BOPP)  
AND  
DEPARTMENT OF CORRECTION (DOC)  
Parole and Community Services Division

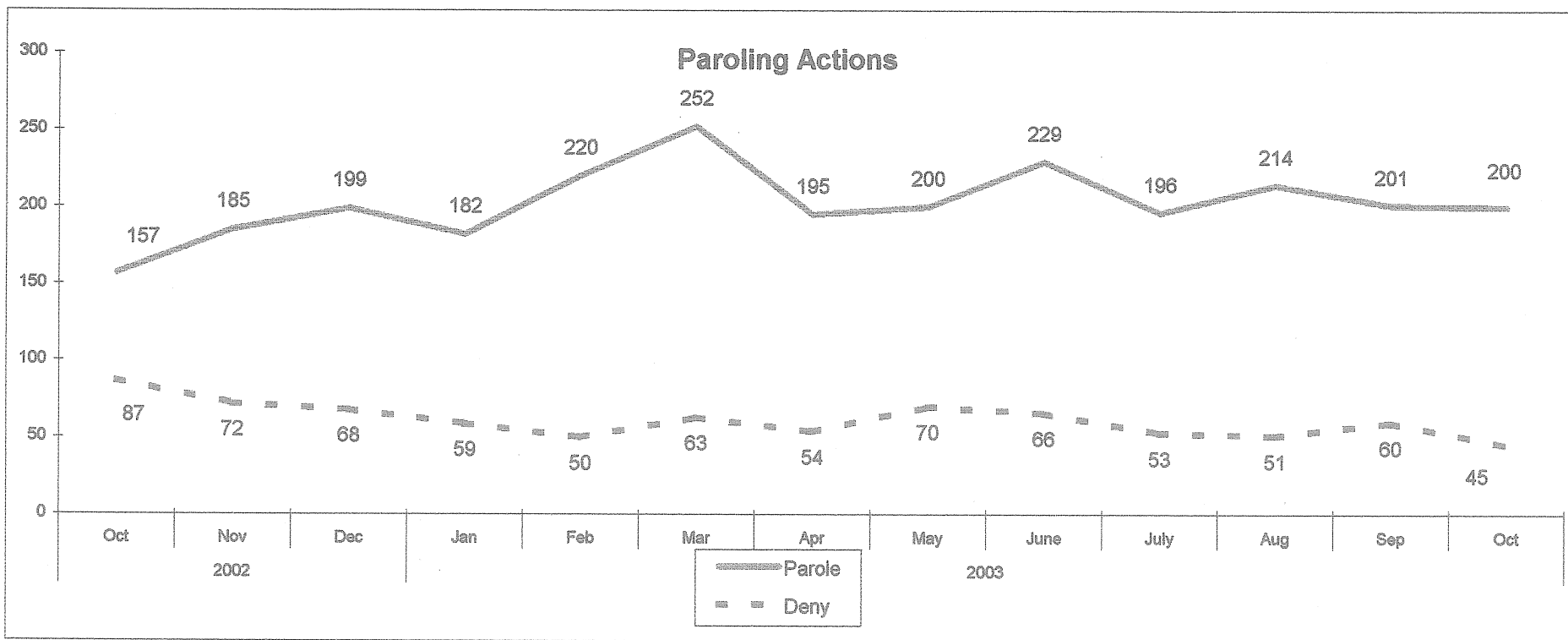
**Correctional Population and Parole Eligibility  
October 31, 2003**

<b>Confined Population</b>	<b>18,545</b>		
(Unsentenced and Special Inmates)	(4,185)	Balance	14,360
(Sentences 2 Years & Less, Cuscom, New Admits)	(4,659)	Balance	9,701
(Parole Ineligible, crime committed)	(671)	Balance	9,030
(SRG Classification)	(301)	Balance	8,729
(Wright Decision Cases)	(380)	Balance	8,349
(Level 5 Classification)	(73)	Balance	8,276
(Chronic Disciplinary Unit Classification)	(59)		
<b>Population Eligible for Parole Consideration</b>	<b>8,217</b>		

**Connecticut Board of Parole  
Hearings Division Monthly Statistics  
October 31, 2003**

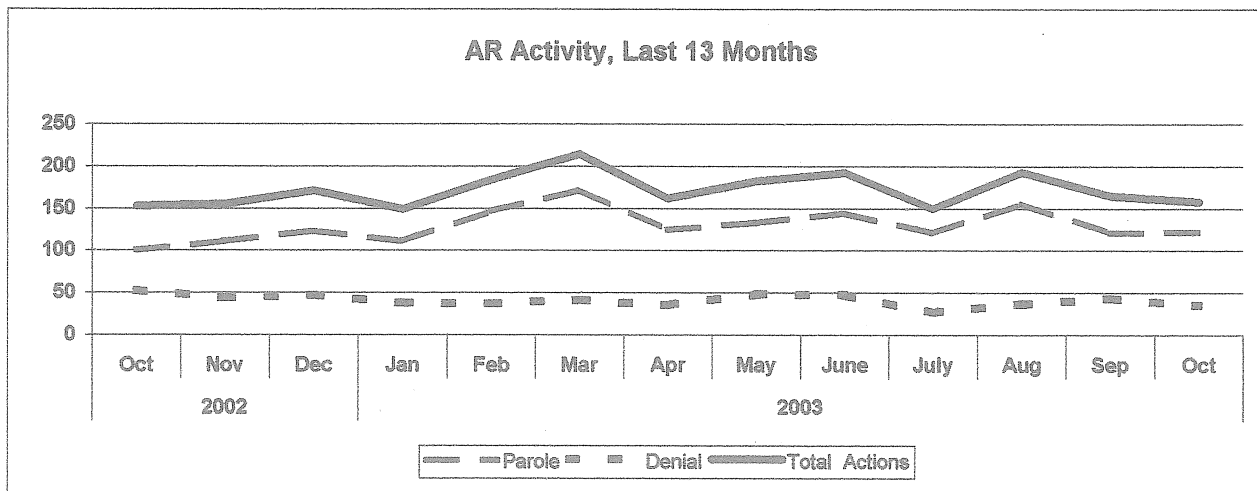
	2002			2003									12 Mo. Totals	
	Oct	Nov	Dec	Jan	Feb	Mar	Apr	May	June	July	Aug	Sep		Oct
<b>Full Panel Actions</b>														
Parole	57	74	76	71	73	80	70	67	85	75	58	80	78	887
Deny	34	28	20	21	13	21	18	21	18	26	14	16	9	225
Medical Parole	0	0	0	0	0	0	0	0	0	0	0	0	0	0
Revoke	60	59	35	37	34	42	34	29	24	40	31	32	17	414
Revoke & Reparole	33	42	24	38	28	29	31	24	17	16	28	25	20	322
Rescind	9	7	5	4	4	4	3	6	3	3	3	4	2	48
Rescind & Reparole	18	17	16	9	7	12	10	1	6	10	5	9	17	119
Early Parole Discharge	0	0	0	0	0	0	0	0	0	0	0	0	0	0
<b>Total Full Panel Actions</b>	211	227	176	180	159	188	166	148	153	170	139	166	143	2015
<b>Administrative Review Actions</b>														
Parole	100	111	123	111	147	172	125	133	144	121	156	121	122	1586
Deny	53	44	48	38	37	42	36	49	48	27	37	44	36	486
<b>Total Admin. Review Actions</b>	153	155	171	149	184	214	161	182	192	148	193	165	158	2072
<b>Staff Actions</b>														
Case Review	17	19	14	12	13	30	12	51	30	19	26	35	37	298
Review & Reschedule	155	256	105	246	307	241	252	247	181	169	201	284	148	2637
Close Interest	37	78	21	82	92	40	50	55	59	12	89	82	46	706
<b>Total Actions</b>	573	735	487	669	755	713	641	683	615	518	648	732	532	7728
<b>Total Hearing Dates</b>	18	20	19	21	19	19	19	18	17	21	16	21	18	228
<b>Parole Grant Rate</b>														
Full Panels	63%	73%	79%	77%	85%	79%	80%	76%	83%	74%	81%	83%	90%	80%
Administrative Reviews	65%	72%	72%	74%	80%	80%	78%	73%	75%	82%	81%	73%	77%	77%

Connecticut Board of Parole  
Hearings Division Monthly Statistics  
October 31, 2003



**Connecticut Board of Parole  
Hearings Division Monthly Statistics  
Administrative Reviews  
October 31, 2003**

	2002			2003									
	Oct	Nov	Dec	Jan	Feb	Mar	Apr	May	June	July	Aug	Sep	Oct
<b>Parole</b>	100	111	123	111	147	172	125	133	144	121	156	121	122
<b>Denial</b>	53	44	48	38	37	42	36	49	48	27	37	44	36
<b>Medical Parole</b>	0	0	0	0	0	0	0	1	0	0	2	0	0
<b>Total Actions</b>	153	155	171	149	184	214	162	182	192	150	193	165	158



**Connecticut Board of Parole  
Hearings Division Monthly Statistics  
Current Location  
October 31, 2003**

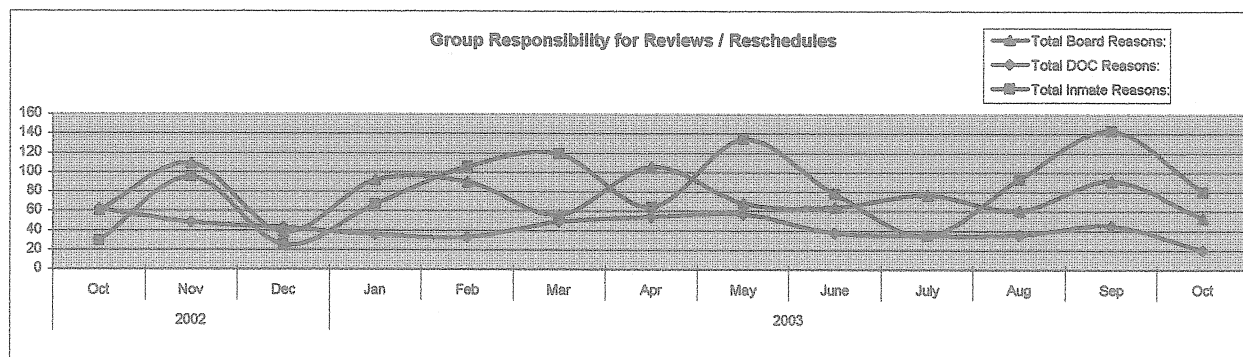
**Persons Granted Parole via Administrative Reviews**

**Granting Month**

Location	2002			2003										12 mo. Total
	Oct	Nov	Dec	Jan	Feb	Mar	Apr	May	June	July	Aug	Sep	Oct	
CT Parole Supervision	1	14	17	16	8	33	16	6	8	6	9	0	5	138
Out-of State Parole Supervision	0	1	0	1	0	0	1	0	0	0	0	0	0	3
Abscond from Parole	0	0	0	0	0	0	0	0	0	0	0	0	0	0
Halfway House	4	5	3	6	5	2	6	2	5	2	2	5	4	47
Confined in CT, to be Released	93	90	97	86	131	133	97	115	130	115	136	111	109	1350
Confined, Out of State	0	0	0	0	0	0	0	0	0	0	0	0	0	0
Furlough	0	0	0	0	0	0	0	0	0	0	0	0	0	0
Escaped, Prior to Release	0	0	0	0	0	0	0	0	0	0	0	0	0	0
Reconfined	0	0	0	0	0	0	0	0	0	0	0	0	0	0
TS	0	0	0	0	0	0	0	0	0	0	0	0	0	0
Discharged	0	0	1	0	0	4	1	3	1	0	1	2	2	15
Virginia	2	0	4	2	3	0	5	7	0	0	8	3	2	34
Medical Hospital	0	1	0	0	0	0	0	0	0	0	0	0	0	1
<b>Total</b>	<b>100</b>	<b>111</b>	<b>122</b>	<b>111</b>	<b>147</b>	<b>172</b>	<b>126</b>	<b>133</b>	<b>144</b>	<b>123</b>	<b>156</b>	<b>121</b>	<b>122</b>	<b>1588</b>

**Connecticut Board of Parole  
Types of Review and Rescheduling Activities  
October 2003**

	2002	2003											
	Oct	Nov	Dec	Jan	Feb	Mar	Apr	May	June	July	Aug	Sep	Oct
<b><u>Inmate-Related Reasons:</u></b>													
<b><u>Regular Hearings</u></b>													
In Seg/Punitive Seg	4	10	3	5	13	11	6	3	1	3	1	9	3
Inmate's Request	0	0	0	1	0	1	0	0	0	0	1	1	0
Pending Charges	3	37	3	22	37	41	19	23	16	5	21	45	15
Pending DR	0	0	0	0	0	0	0	0	0	0	0	0	0
SRG Affiliation	2	10	2	22	37	16	10	40	13	2	19	19	6
Pending Waiver	0	0	0	0	0	0	0	0	0	0	0	0	0
85% Status	0	14	1	1	5	15	14	15	14	1	20	33	18
Case Review	17	19	14	12	13	30	12	51	30	19	26	35	37
<b><u>Revocation Hearings:</u></b>													
Attorney	0	2	0	0	0	1	1	0	1	3	0	0	0
Pending Charges	3	3	2	4	1	4	2	2	3	2	5	1	1
<b>Total Inmate Reasons:</b>	<b>29</b>	<b>95</b>	<b>25</b>	<b>67</b>	<b>106</b>	<b>119</b>	<b>64</b>	<b>134</b>	<b>78</b>	<b>36</b>	<b>93</b>	<b>143</b>	<b>80</b>
<b><u>DOC-Related Reasons</u></b>													
<b><u>Regular Hearings</u></b>													
Transportation	54	43	35	32	25	36	45	40	32	26	27	28	17
Awaiting MH Evaluation	8	5	8	4	8	13	9	17	6	9	9	17	3
<b>Total DOC Reasons:</b>	<b>62</b>	<b>48</b>	<b>43</b>	<b>36</b>	<b>33</b>	<b>49</b>	<b>54</b>	<b>57</b>	<b>38</b>	<b>35</b>	<b>36</b>	<b>45</b>	<b>20</b>
<b><u>Board-Related Reasons</u></b>													
<b><u>Regular Hearings</u></b>													
Additional Info	32	20	17	11	14	21	15	13	20	38	16	24	17
Additional Offense Info	7	7	7	20	11	10	24	17	21	17	9	16	17
Hearing Cancelled	18	55	8	24	17	8	45	21	2	17	19	7	0
Ineligible-PE date	0	0	0	1	0	1	0	0	0	0	1	1	0
No Parole Package	0	0	0	0	0	0	0	0	0	0	0	0	0
Awaiting Sex Offender Eval	0	0	0	0	0	0	0	0	0	0	0	0	0
Other	4	27	6	36	48	16	22	17	21	5	16	43	19
<b>Total Board Reasons:</b>	<b>61</b>	<b>109</b>	<b>38</b>	<b>92</b>	<b>90</b>	<b>56</b>	<b>106</b>	<b>68</b>	<b>64</b>	<b>77</b>	<b>61</b>	<b>91</b>	<b>53</b>
<b>All Reasons:</b>	<b>152</b>	<b>252</b>	<b>106</b>	<b>195</b>	<b>229</b>	<b>224</b>	<b>224</b>	<b>259</b>	<b>180</b>	<b>147</b>	<b>190</b>	<b>279</b>	<b>153</b>



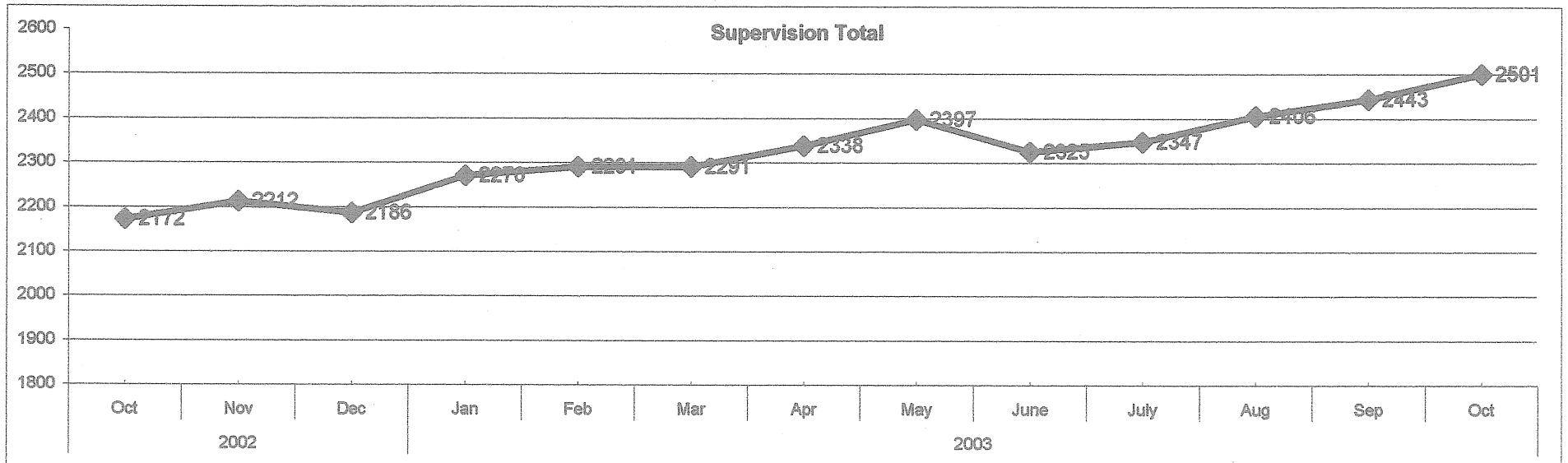
## November 2002 - October 2003

	<b>Full Panel Hearings</b>	<b>Administrative Reviews</b>
<b>November</b>	73%	72%
<b>December</b>	79%	72%
<b>January</b>	69%	73%
<b>February</b>	85%	80%
<b>March</b>	79%	80%
<b>April</b>	80%	78%
<b>May</b>	76%	73%
<b>June</b>	83%	75%
<b>July</b>	75%	74%
<b>August</b>	81%	81%
<b>September</b>	83%	73%
<b>October</b>	90%	77%
<b>Average:</b>	79%	76%


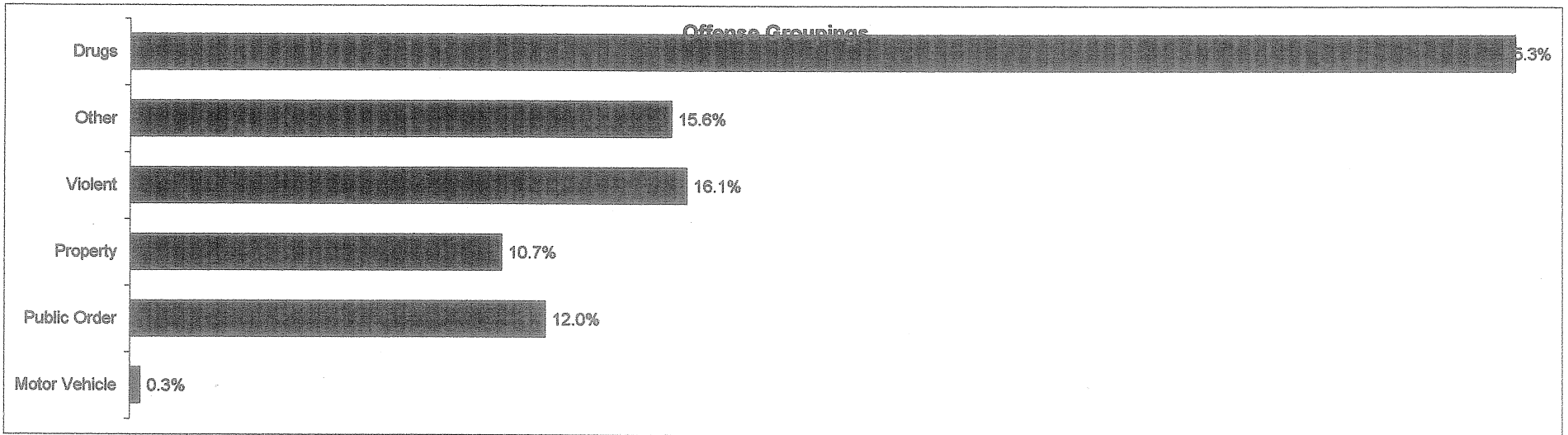


## Connecticut Board of Parole Parole Supervision Caseload October 31, 2003

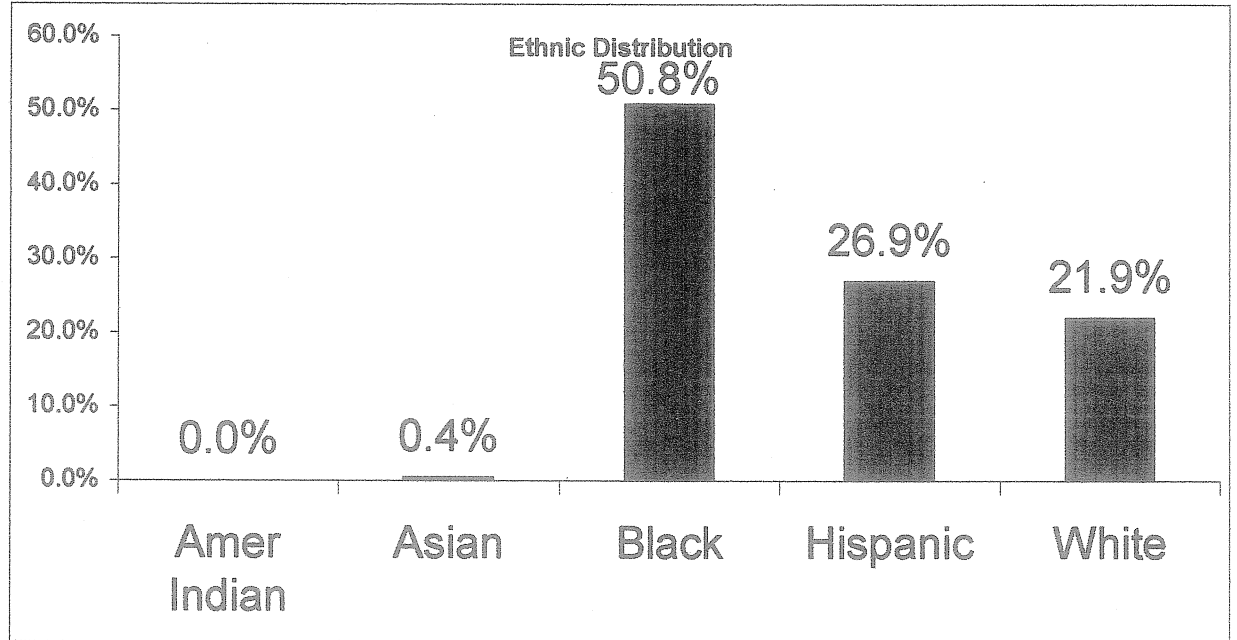
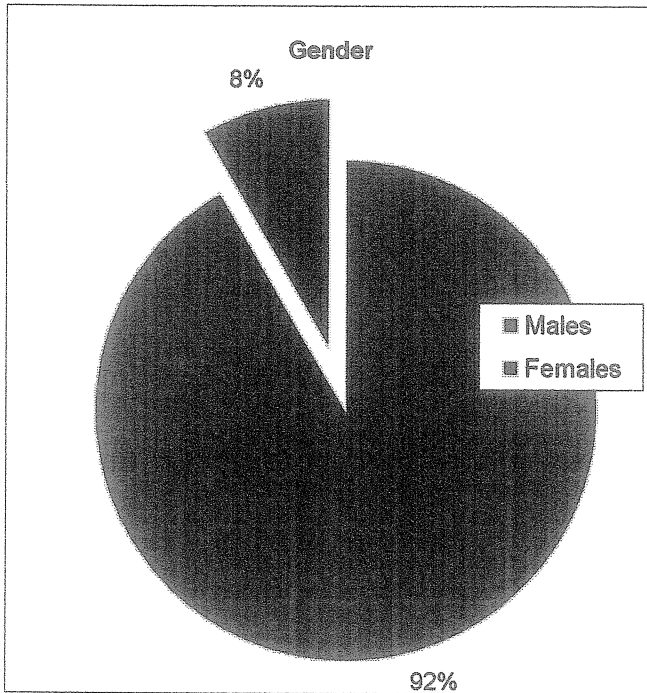
	2002			2003									
	Oct	Nov	Dec	Jan	Feb	Mar	Apr	May	June	July	Aug	Sep	Oct
CT Parolees Supervised in CT	1840	1879	1842	1923	1948	1945	1996	2046	1979	1988	2047	2071	2121
Out Of State Parolees Supervised in CT	189	194	205	203	200	200	194	200	188	196	194	196	202
<b>CT Supervision Total:</b>	<b>2029</b>	<b>2073</b>	<b>2047</b>	<b>2126</b>	<b>2148</b>	<b>2145</b>	<b>2190</b>	<b>2246</b>	<b>2167</b>	<b>2184</b>	<b>2241</b>	<b>2267</b>	<b>2323</b>
CT Parolees Supervised Out of State	143	139	139	144	143	146	148	151	158	163	165	176	178
<b>Supervision Total:</b>	<b>2172</b>	<b>2212</b>	<b>2186</b>	<b>2270</b>	<b>2291</b>	<b>2291</b>	<b>2338</b>	<b>2397</b>	<b>2325</b>	<b>2347</b>	<b>2406</b>	<b>2443</b>	<b>2501</b>
Parole Violators Confined	317	295	294	291	279	268	259	255	264	262	278	304	323
<b>GRAND TOTAL</b>	<b>2489</b>	<b>2507</b>	<b>2480</b>	<b>2561</b>	<b>2570</b>	<b>2559</b>	<b>2597</b>	<b>2652</b>	<b>2589</b>	<b>2609</b>	<b>2684</b>	<b>2747</b>	<b>2824</b>



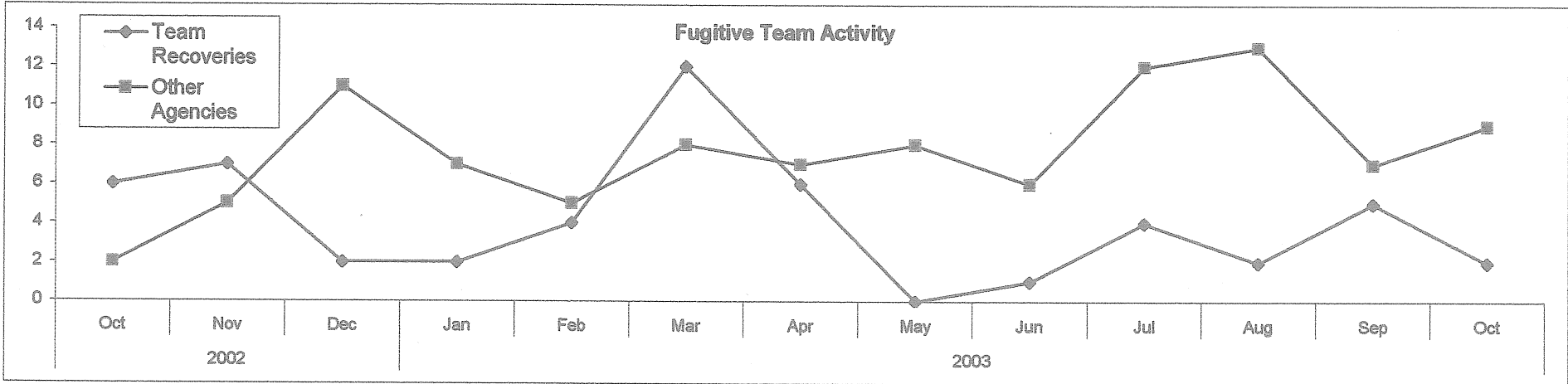
# Connecticut Board of Parole Parole Supervision Caseload October 31, 2003



**Connecticut Board of Parole  
Parole Supervision Caseload  
October 31, 2003**



**Connecticut Board of Parole  
Parole Supervision Caseload  
October 31, 2003**



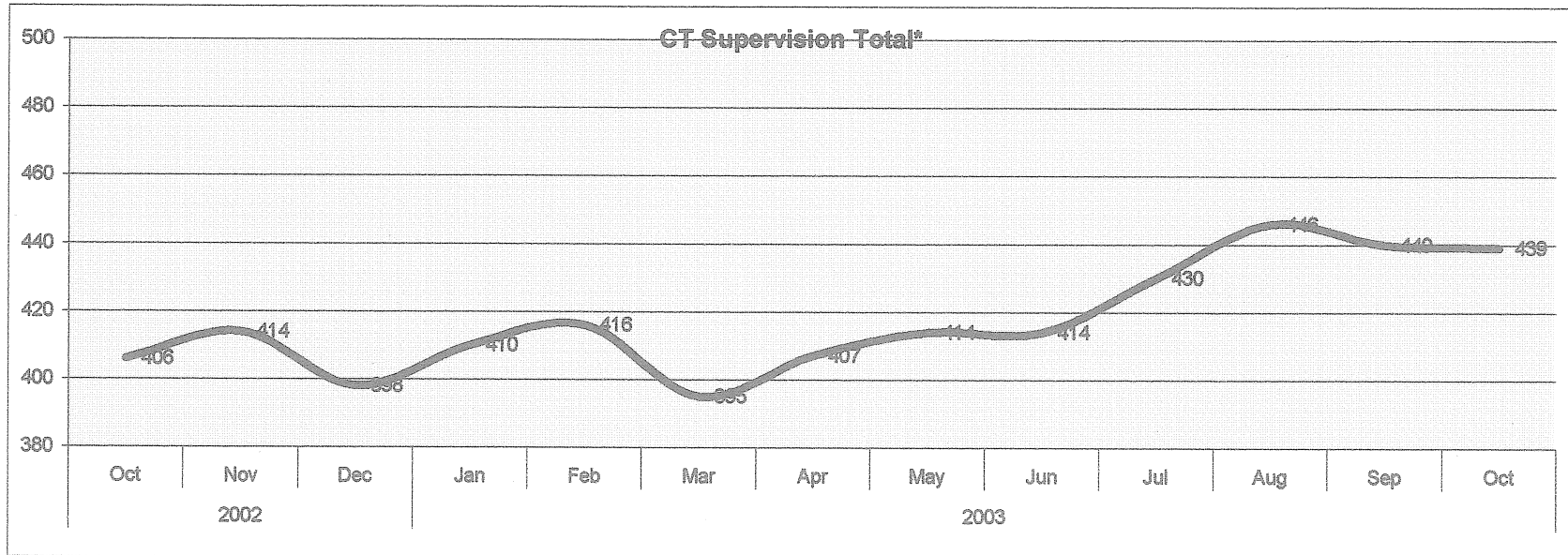
**Connecticut Board of Parole  
Parole Supervision Caseload  
October 31, 2003**

	2002			2003									
	Oct	Nov	Dec	Jan	Feb	Mar	Apr	May	June	July	Aug	Sep	Oct
<b>Number of Parolees Employed:</b>	1638	1675	1634	1691	1670	1672	1781	1750	1776	1799	1767	1850	1843
<b>Parolees Unemployable:</b>	187	185	202	210	215	214	221	224	213	214	290	258	275
<b>Proportion Employed:</b>	89%	89%	89%	88%	86%	87%	90%	87%	91%	91%	91%	92%	90%
<b>Number Active in Parole Works:</b>	128	137	132	144	172	174	174	202	174	164	180	156	200
<b># Community Service Hours:</b>	1176	1534	1975	2193	1543	1612	1485	1790	766	498	1217	1357	1510

## Parole Supervision Caseload October 31, 2003

### Bridgeport District Office Supervision Caseload

	2002			2003									
	Oct	Nov	Dec	Jan	Feb	Mar	Apr	May	Jun	Jul	Aug	Sep	Oct
CT Parolees Supervised in CT	368	375	357	371	376	355	370	377	379	393	411	405	403
Out Of State Parolees Supervised in CT	38	39	41	39	40	40	37	37	35	37	35	35	36
<b>CT Supervision Total:</b>	<b>406</b>	<b>414</b>	<b>398</b>	<b>410</b>	<b>416</b>	<b>395</b>	<b>407</b>	<b>414</b>	<b>414</b>	<b>430</b>	<b>446</b>	<b>440</b>	<b>439</b>
<b>Parole Violators Confined</b>	<b>57</b>	<b>47</b>	<b>55</b>	<b>46</b>	<b>45</b>	<b>43</b>	<b>30</b>	<b>40</b>	<b>46</b>	<b>36</b>	<b>55</b>	<b>53</b>	<b>54</b>
<b>GRAND TOTAL</b>	<b>463</b>	<b>461</b>	<b>453</b>	<b>456</b>	<b>461</b>	<b>438</b>	<b>437</b>	<b>454</b>	<b>460</b>	<b>466</b>	<b>501</b>	<b>493</b>	<b>493</b>

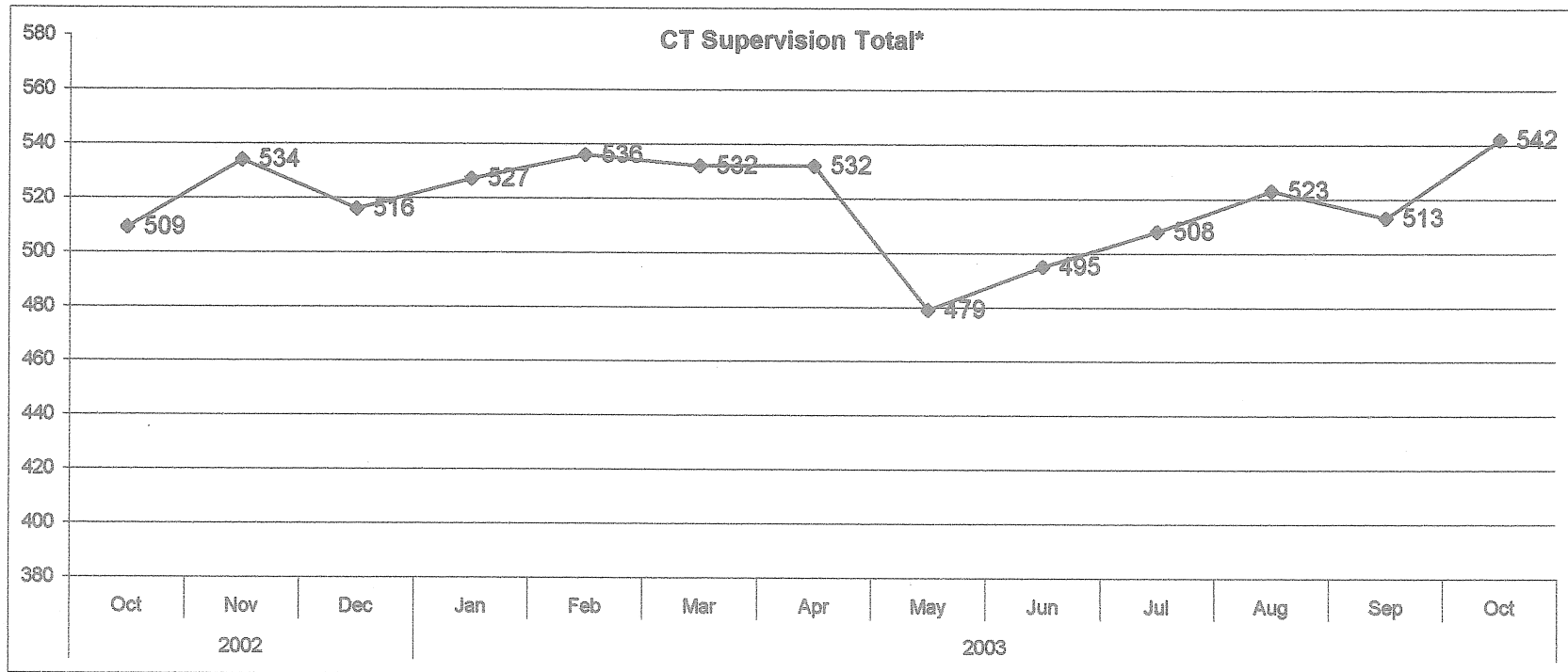


# Parole Supervision Caseload

## October 31, 2003

### Hartford District Office Supervision Caseload

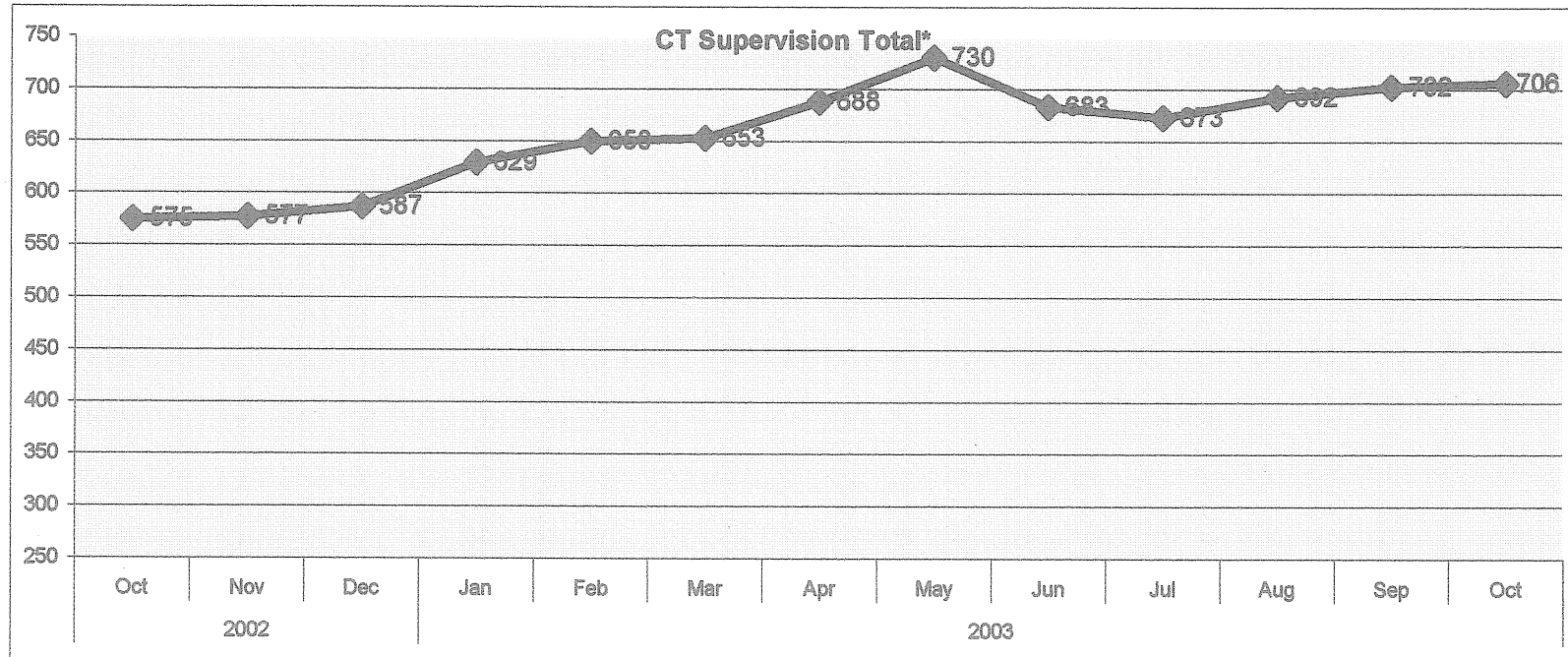
	2002			2003									
	Oct	Nov	Dec	Jan	Feb	Mar	Apr	May	Jun	Jul	Aug	Sep	Oct
CT Parolees Supervised in CT	462	486	466	479	488	485	483	432	441	453	469	460	488
Out Of State Parolees Supervised in CT	47	48	50	48	48	47	49	47	54	55	54	53	54
<b>CT Supervision Total:</b>	<b>509</b>	<b>534</b>	<b>516</b>	<b>527</b>	<b>536</b>	<b>532</b>	<b>532</b>	<b>479</b>	<b>495</b>	<b>508</b>	<b>523</b>	<b>513</b>	<b>542</b>
Parole Violators Confined	108	105	99	114	103	99	103	89	79	77	66	74	78
<b>GRAND TOTAL</b>	<b>617</b>	<b>639</b>	<b>615</b>	<b>641</b>	<b>639</b>	<b>631</b>	<b>635</b>	<b>568</b>	<b>574</b>	<b>585</b>	<b>589</b>	<b>587</b>	<b>620</b>



## Parole Supervision Caseload October 31, 2003

### New Haven District Office Supervision Caseload

	2002			2003									
	Oct	Nov	Dec	Jan	Feb	Mar	Apr	May	Jun	Jul	Aug	Sep	Oct
CT Parolees Supervised in CT	519	523	532	571	593	597	631	672	630	617	635	643	647
Out Of State Parolees Supervised in CT	56	54	55	58	57	56	57	58	53	56	57	59	59
<b>CT Supervision Total:</b>	<b>575</b>	<b>577</b>	<b>587</b>	<b>629</b>	<b>650</b>	<b>653</b>	<b>688</b>	<b>730</b>	<b>683</b>	<b>673</b>	<b>692</b>	<b>702</b>	<b>706</b>
Parole Violators Confined	106	85	84	87	82	76	73	75	67	69	70	78	91
<b>GRAND TOTAL</b>	<b>681</b>	<b>662</b>	<b>671</b>	<b>716</b>	<b>732</b>	<b>729</b>	<b>761</b>	<b>805</b>	<b>750</b>	<b>742</b>	<b>762</b>	<b>780</b>	<b>797</b>

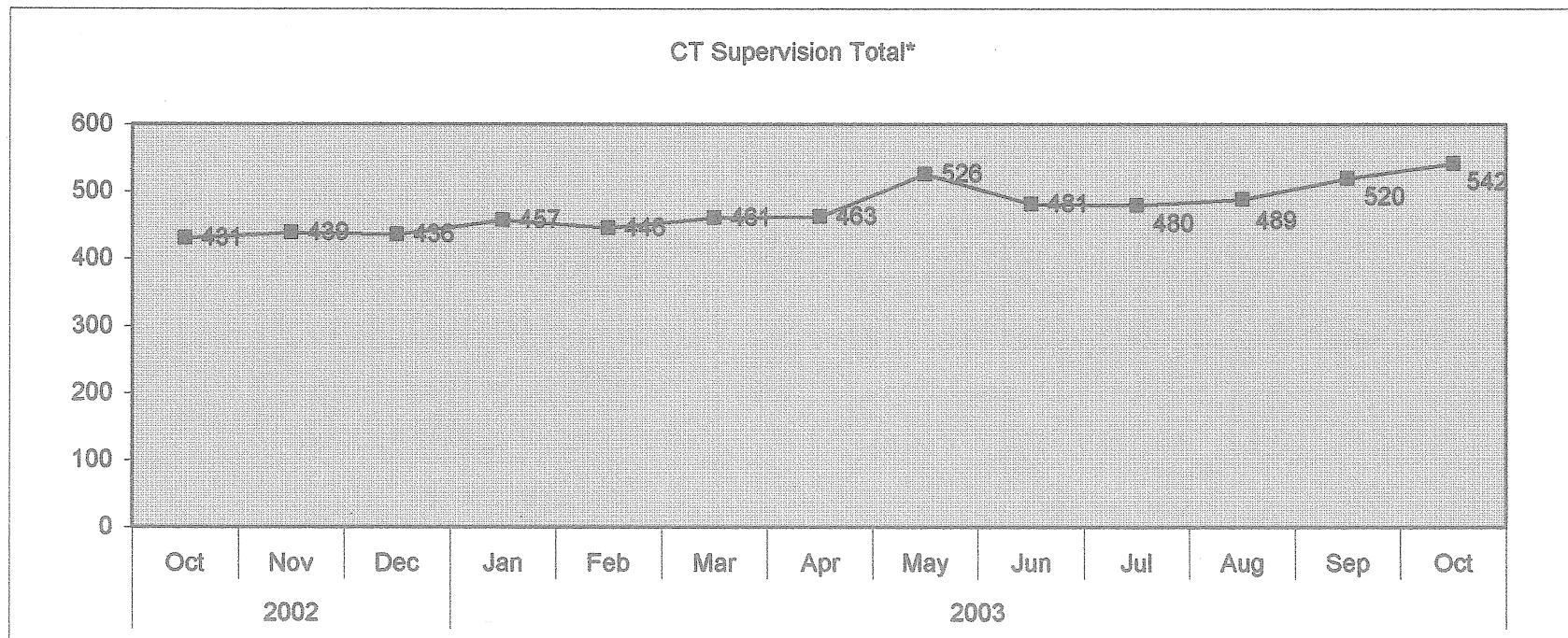




## Parole Supervision Caseload October 31, 2003

### Waterbury Caseload

	2002			2003									
	Oct	Nov	Dec	Jan	Feb	Mar	Apr	May	Jun	Jul	Aug	Sep	Oct
CT Parolees Supervised in CT	398	404	396	414	403	417	422	478	445	443	452	482	501
Out Of State Parolees Supervised in CT	33	35	40	43	43	44	41	48	36	37	37	38	41
<b>CT Supervision Total:</b>	<b>431</b>	<b>439</b>	<b>436</b>	<b>457</b>	<b>446</b>	<b>461</b>	<b>463</b>	<b>526</b>	<b>481</b>	<b>480</b>	<b>489</b>	<b>520</b>	<b>542</b>
Parole Violators Confined	44	34	30	24	34	33	41	46	52	63	61	65	67
<b>GRAND TOTAL</b>	<b>475</b>	<b>473</b>	<b>466</b>	<b>481</b>	<b>480</b>	<b>494</b>	<b>504</b>	<b>572</b>	<b>533</b>	<b>543</b>	<b>550</b>	<b>585</b>	<b>609</b>

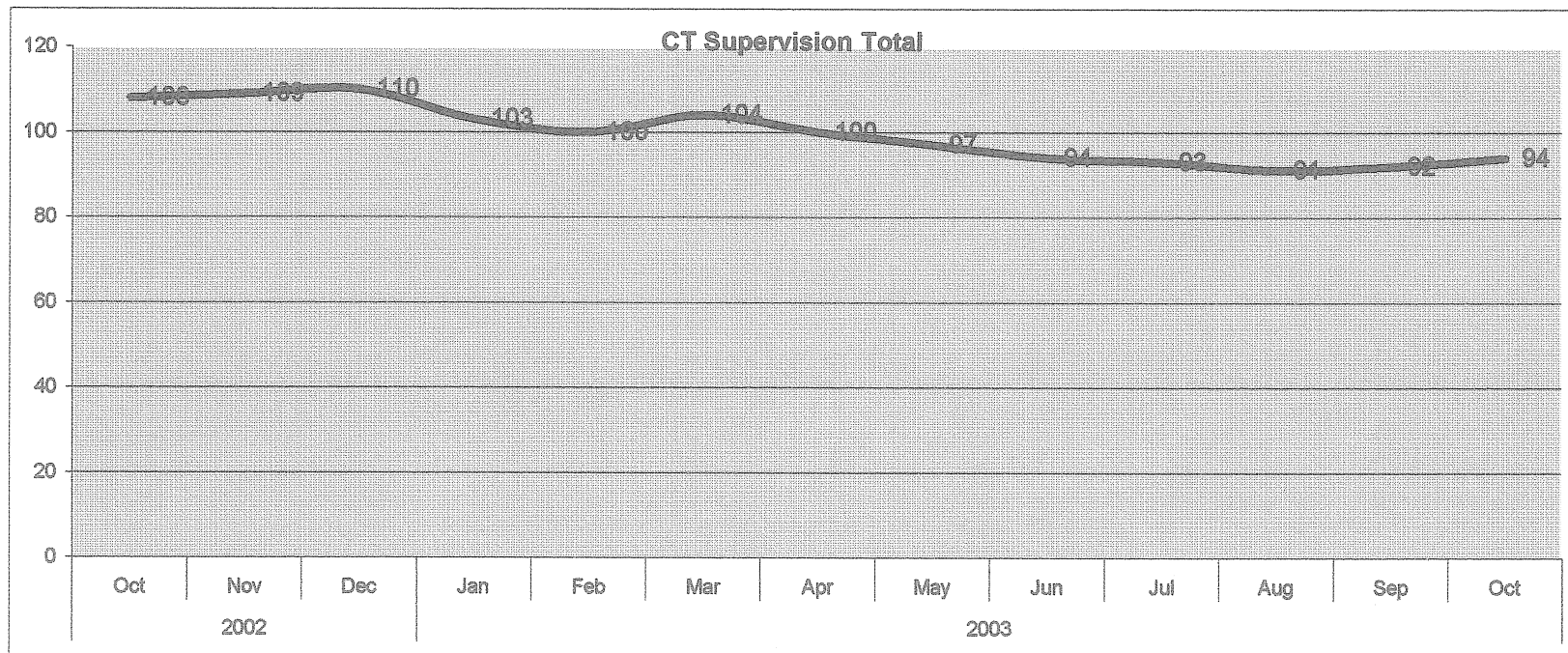


# Parole Supervision Caseload

## October 31, 2003

### Special Management Supervision Caseload

	2002			2003									
	Oct	Nov	Dec	Jan	Feb	Mar	Apr	May	Jun	Jul	Aug	Sep	Oct
CT Parolees Supervised in CT	93	91	91	88	88	91	90	87	84	82	80	81	82
Out Of State Parolees Supervised in CT	15	18	19	15	12	13	10	10	10	11	11	11	12
<b>CT Supervision Total:</b>	<b>108</b>	<b>109</b>	<b>110</b>	<b>103</b>	<b>100</b>	<b>104</b>	<b>100</b>	<b>97</b>	<b>94</b>	<b>93</b>	<b>91</b>	<b>92</b>	<b>94</b>
Parole Violators Confined	23	25	23	25	21	20	10	13	18	16	18	21	21
<b>GRAND TOTAL</b>	<b>131</b>	<b>134</b>	<b>133</b>	<b>128</b>	<b>121</b>	<b>124</b>	<b>110</b>	<b>110</b>	<b>112</b>	<b>109</b>	<b>109</b>	<b>113</b>	<b>115</b>



## Violation Reports

October 1, 2003 - October 31, 2003

<i>Office</i>	<i>Parole Officer</i>	<i>Absconder</i>	<i>Criminal</i>	<i>Technical</i>	<i>Total</i>
<i>Bridgeport</i>					
	Barry	1			1
	Emielita	1	2		3
	Greene	1			1
	Johnson			1	1
	Tomaszewski	2	1	1	4
	Office Total	5	3	2	10
<i>Hartford</i>					
	Anderson	1	2		3
	Banas	1	2	2	5
	Casanova		1	1	2
	Edwards			1	1
	Hill		3		3
	Szydlo	1		1	2
	Office Total	3	8	5	16
<i>New Haven</i>					
	DeLucia	1	1		2
	Duca		6	1	7
	Griffin		3		3
	Hogan	1			1
	Kelly	1	2	1	4
	Runlett		2		2
	Sprawling		1	1	2
	Watts		1		1
	Office Total	3	16	3	22
<i>Special Management</i>					
	Noto		1		1
	Office Total		1		1

Tuesday, December 09, 2003

<i>Office</i>	<i>Parole Officer</i>	<i>Absconder</i>	<i>Criminal</i>	<i>Technical</i>	<i>Total</i>
<i>Waterbury</i>					
	Fernandes	2	1		3
	McCown		1		1
	O'Connor		1		1
	Romano		1		1
	Office Total	2	4		6
<i>Grand Total</i>		<i>13</i>	<i>32</i>	<i>10</i>	<i>55</i>

*\* Source: Hearings Division Warrant Requests and Interstate Reports*