


**STATE OF CONNECTICUT**

**Connecticut Parole and Community Services  
Monthly Report**



**September 2003**

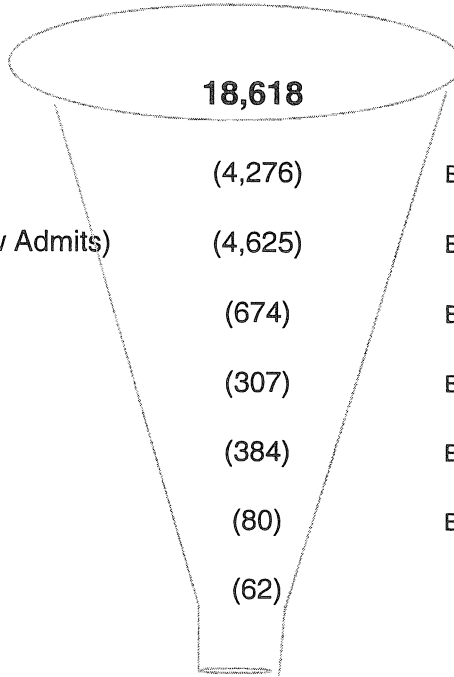
*(September 2002 to September 2003)*

Prepared by  
*Jerry Stowell*

FOR  
BOARD OF PARDONS & PAROLES (BOPP)  
AND  
DEPARTMENT OF CORRECTION (DOC)  
Parole and Community Services Division

**Correctional Population and Parole Eligibility  
September 30, 2003**

**Confined Population**



**18,618**

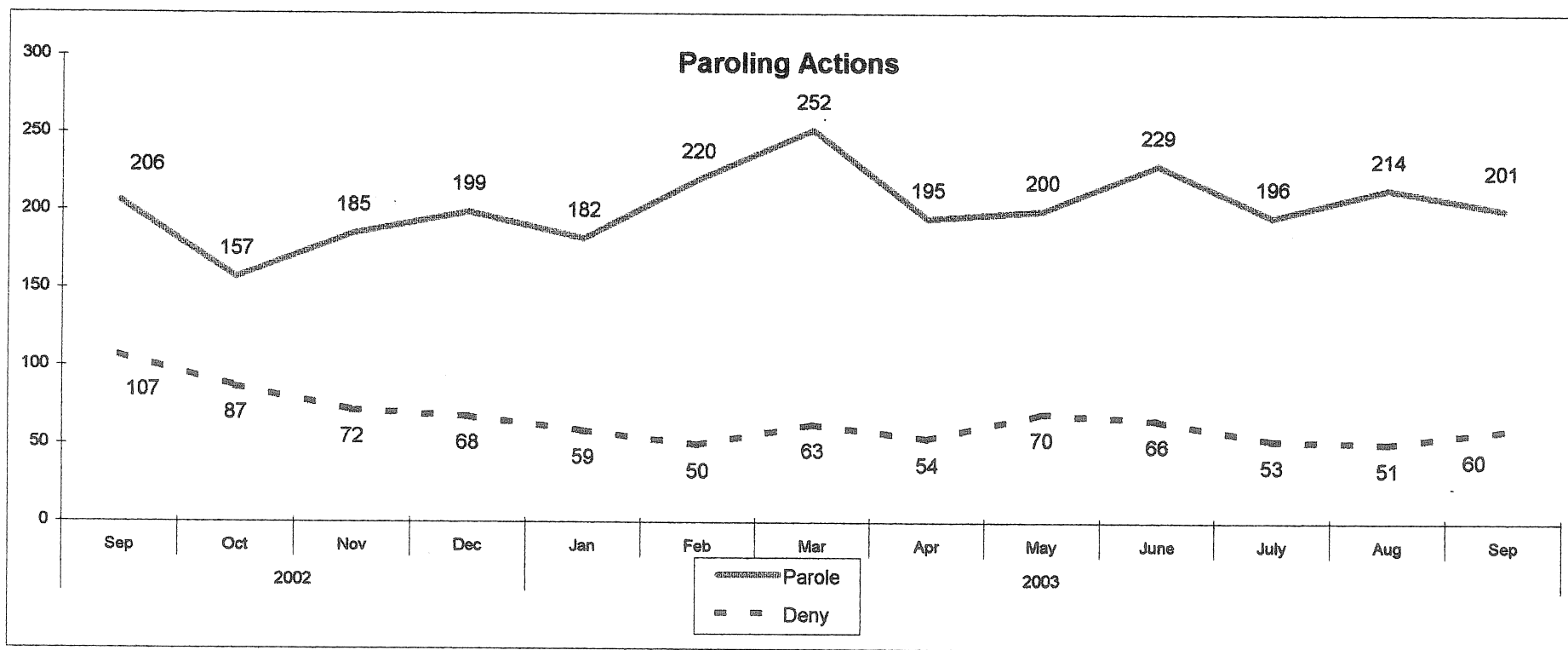
(Unsentenced and Special Inmates)	(4,276)	Balance	14,342
(Sentences 2 Years & Less, Cuscom, New Admits)	(4,625)	Balance	9,717
(Parole Ineligible, crime committed)	(674)	Balance	9,043
(SRG Classification)	(307)	Balance	8,736
(Wright Decision Cases)	(384)	Balance	8,352
(Level 5 Classification)	(80)	Balance	8,272
(Chronic Disciplinary Unit Classification)	(62)		

**Population Eligible for Parole Consideration: 8,210**

**Connecticut Board of Parole  
Hearings Division Monthly Statistics  
September 30, 2003**

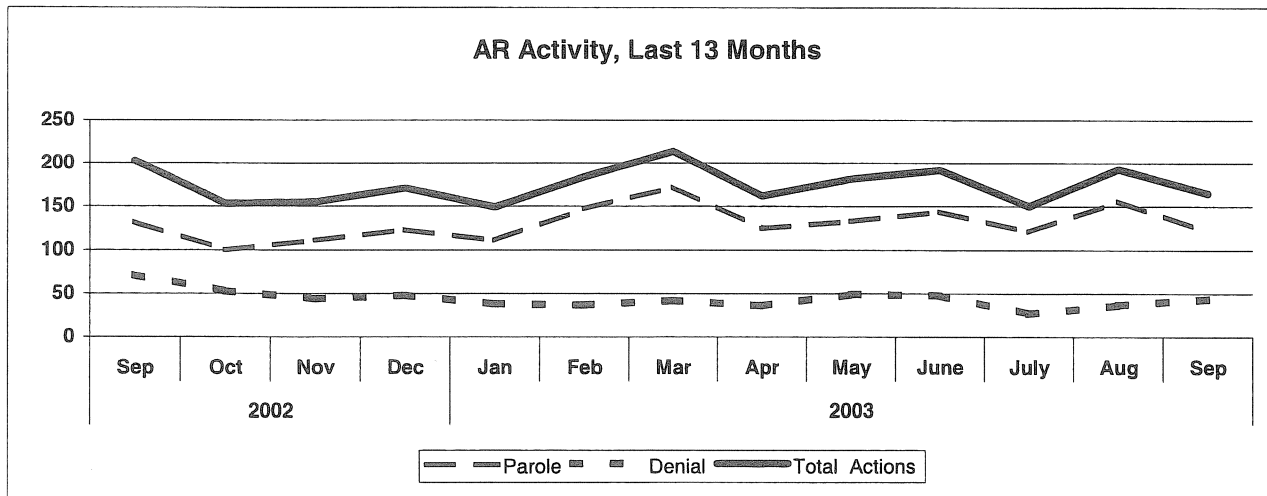
	2002		2003										12 Mo.	
	Sep	Oct	Nov	Dec	Jan	Feb	Mar	Apr	May	June	July	Aug	Sep	Totals
<b>Full Panel Actions</b>														
Parole	74	57	74	76	71	73	80	70	67	85	75	58	80	866
Deny	36	34	28	20	21	13	21	18	21	18	26	14	16	250
Medical Parole	0	0	0	0	0	0	0	0	0	0	0	0	0	0
Revoke	31	60	59	35	37	34	42	34	29	24	40	31	32	457
Revoke & Reparole	24	33	42	24	38	28	29	31	24	17	16	28	25	335
Rescind	7	9	7	5	4	4	4	3	6	3	3	3	4	55
Rescind & Reparole	11	18	17	16	9	7	12	10	1	6	10	5	9	120
Early Parole Discharge	0	0	0	0	0	0	0	0	0	0	0	0	0	0
<b>Total Full Panel Actions</b>	183	211	227	176	180	159	188	166	148	153	170	139	166	2083
<b>Administrative Review Actions</b>														
Parole	132	100	111	123	111	147	172	125	133	144	121	156	121	1564
Deny	71	53	44	48	38	37	42	36	49	48	27	37	44	503
<b>Total Admin. Review Actions</b>	203	153	155	171	149	184	214	161	182	192	148	193	165	2067
<b>Staff Actions</b>														
Case Review	33	17	19	14	12	13	30	12	51	30	19	26	35	278
Review & Reschedule	245	155	256	105	246	307	241	252	247	181	169	201	284	2644
Close Interest	52	37	78	21	82	92	40	50	55	59	12	89	82	697
<b>Total Actions</b>	716	573	735	487	669	755	713	641	683	615	518	648	732	7753
<b>Total Hearing Dates</b>	20	18	20	19	21	19	19	19	18	17	21	16	21	227
<b>Parole Grant Rate</b>														
Full Panels	67%	63%	73%	79%	77%	85%	79%	80%	76%	83%	74%	81%	83%	78%
Administrative Reviews	65%	65%	72%	72%	74%	80%	80%	78%	73%	75%	82%	81%	73%	76%

**Connecticut Board of Parole  
Hearings Division Monthly Statistics  
September 30, 2003**



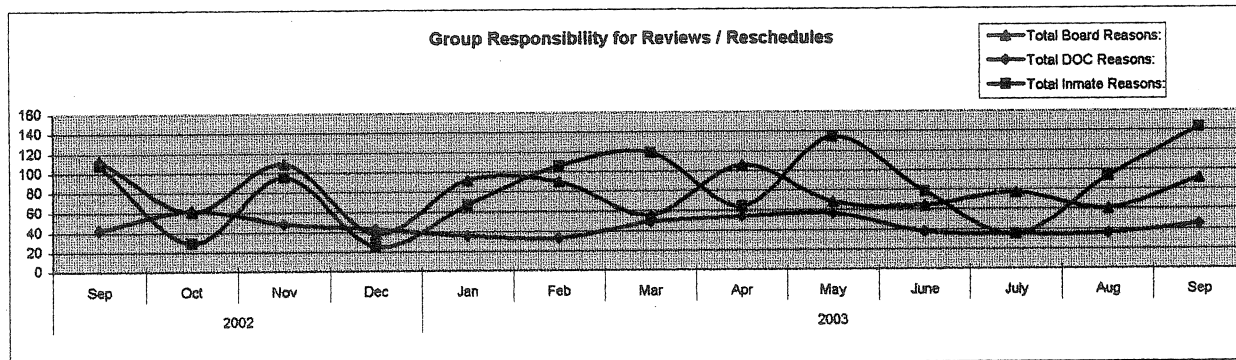
**Connecticut Board of Parole  
Hearings Division Monthly Statistics  
Administrative Reviews  
September 30, 2003**

	2002			2003									
	Sep	Oct	Nov	Dec	Jan	Feb	Mar	Apr	May	June	July	Aug	Sep
<b>Parole</b>	132	100	111	123	111	147	172	125	133	144	121	156	121
<b>Denial</b>	71	53	44	48	38	37	42	36	49	48	27	37	44
<b>Medical Parole</b>	0	0	0	0	0	0	0	0	1	0	0	2	0
<b>Total Actions</b>	203	153	155	171	149	184	214	162	182	192	150	193	165



**Connecticut Board of Parole  
Types of Review and Rescheduling Activities  
September 2003**

	2002		2003										
	Sep	Oct	Nov	Dec	Jan	Feb	Mar	Apr	May	June	July	Aug	Sep
<b><u>Inmate-Related Reasons:</u></b>													
<b><u>Regular Hearings</u></b>													
In Seg/Punitive Seg	12	4	10	3	5	13	11	6	3	1	3	1	9
Inmate's Request	0	0	0	0	1	0	1	0	0	0	0	1	1
Pending Charges	28	3	37	3	22	37	41	19	23	16	5	21	45
Pending DR	0	0	0	0	0	0	0	0	0	0	0	0	0
SRG Affiliation	18	2	10	2	22	37	16	10	40	13	2	19	19
Pending Waiver	0	0	0	0	0	0	0	0	0	0	0	0	0
85% Status	13	0	14	1	1	5	15	14	15	14	1	20	33
Case Review	33	17	19	14	12	13	30	12	51	30	19	26	35
<b><u>Revocation Hearings:</u></b>													
Attorney	0	0	2	0	0	0	1	1	0	1	3	0	0
Pending Charges	4	3	3	2	4	1	4	2	2	3	2	5	1
<b>Total Inmate Reasons:</b>	<b>108</b>	<b>29</b>	<b>95</b>	<b>25</b>	<b>67</b>	<b>106</b>	<b>119</b>	<b>64</b>	<b>134</b>	<b>78</b>	<b>35</b>	<b>93</b>	<b>143</b>
<b><u>DOC-Related Reasons</u></b>													
<b><u>Regular Hearings</u></b>													
Transportation	40	54	43	35	32	25	36	45	40	32	26	27	28
Awaiting MH Evaluation	2	8	5	8	4	8	13	9	17	6	9	9	17
<b>Total DOC Reasons:</b>	<b>42</b>	<b>62</b>	<b>48</b>	<b>43</b>	<b>36</b>	<b>33</b>	<b>49</b>	<b>54</b>	<b>57</b>	<b>38</b>	<b>35</b>	<b>36</b>	<b>45</b>
<b><u>Board-Related Reasons</u></b>													
<b><u>Regular Hearings</u></b>													
Additional Info	26	32	20	17	11	14	21	15	13	20	38	16	24
Additional Offense Info	17	7	7	7	20	11	10	24	17	21	17	9	16
Hearing Cancelled	52	18	55	8	24	17	8	45	21	2	17	19	7
Ineligible-PE date	0	0	0	0	1	0	1	0	0	0	0	1	1
No Parole Package	0	0	0	0	0	0	0	0	0	0	0	0	0
Awaiting Sex Offender Eval	0	0	0	0	0	0	0	0	0	0	0	0	0
Other	18	4	27	6	36	48	16	22	17	21	5	16	43
<b>Total Board Reasons:</b>	<b>113</b>	<b>61</b>	<b>109</b>	<b>38</b>	<b>92</b>	<b>90</b>	<b>56</b>	<b>106</b>	<b>68</b>	<b>64</b>	<b>77</b>	<b>61</b>	<b>91</b>
<b>All Reasons:</b>	<b>263</b>	<b>152</b>	<b>252</b>	<b>106</b>	<b>195</b>	<b>229</b>	<b>224</b>	<b>224</b>	<b>259</b>	<b>180</b>	<b>147</b>	<b>190</b>	<b>279</b>

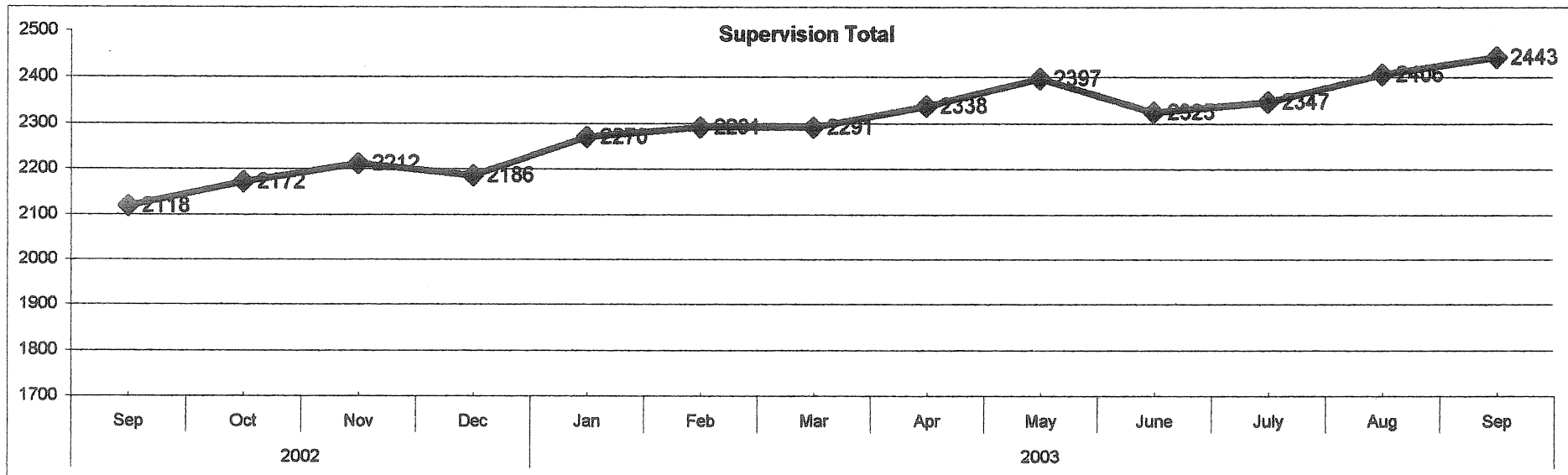


**Parole Granting Rate  
October 2002 - September 2003**

	<b>Full Panel Hearings</b>	<b>Administrative Reviews</b>
<b>October</b>	63%	65%
<b>November</b>	73%	72%
<b>December</b>	79%	72%
<b>January</b>	69%	73%
<b>February</b>	85%	80%
<b>March</b>	79%	80%
<b>April</b>	80%	78%
<b>May</b>	76%	73%
<b>June</b>	83%	75%
<b>July</b>	75%	74%
<b>August</b>	81%	81%
<b>September</b>	83%	73%
<b>Average:</b>	77%	75%



## Connecticut Board of Parole Parole Supervision Caseload September 30, 2003

	2002				2003								
	Sep	Oct	Nov	Dec	Jan	Feb	Mar	Apr	May	June	July	Aug	Sep
CT Parolees Supervised in CT	1787	1840	1879	1842	1923	1948	1945	1996	2046	1979	1988	2047	2071
Out Of State Parolees Supervised in CT	183	189	194	205	203	200	200	194	200	188	196	194	196
<b>CT Supervision Total:</b>	<b>1970</b>	<b>2029</b>	<b>2073</b>	<b>2047</b>	<b>2126</b>	<b>2148</b>	<b>2145</b>	<b>2190</b>	<b>2246</b>	<b>2167</b>	<b>2184</b>	<b>2241</b>	<b>2267</b>
CT Parolees Supervised Out of State	148	143	139	139	144	143	146	148	151	158	163	165	176
<b>Supervision Total:</b>	<b>2118</b>	<b>2172</b>	<b>2212</b>	<b>2186</b>	<b>2270</b>	<b>2291</b>	<b>2291</b>	<b>2338</b>	<b>2397</b>	<b>2325</b>	<b>2347</b>	<b>2406</b>	<b>2443</b>
Parole Violators Confined	353	317	295	294	291	279	268	259	255	264	262	278	304
<b>GRAND TOTAL</b>	<b>2471</b>	<b>2489</b>	<b>2507</b>	<b>2480</b>	<b>2561</b>	<b>2570</b>	<b>2559</b>	<b>2597</b>	<b>2652</b>	<b>2589</b>	<b>2609</b>	<b>2684</b>	<b>2747</b>

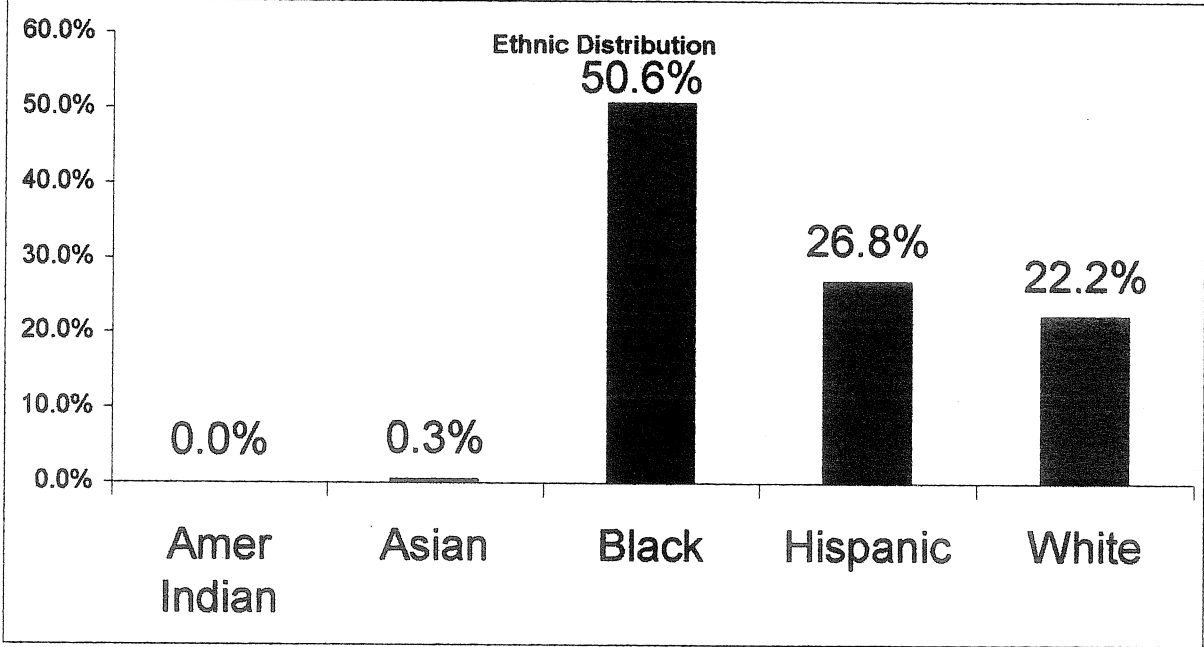
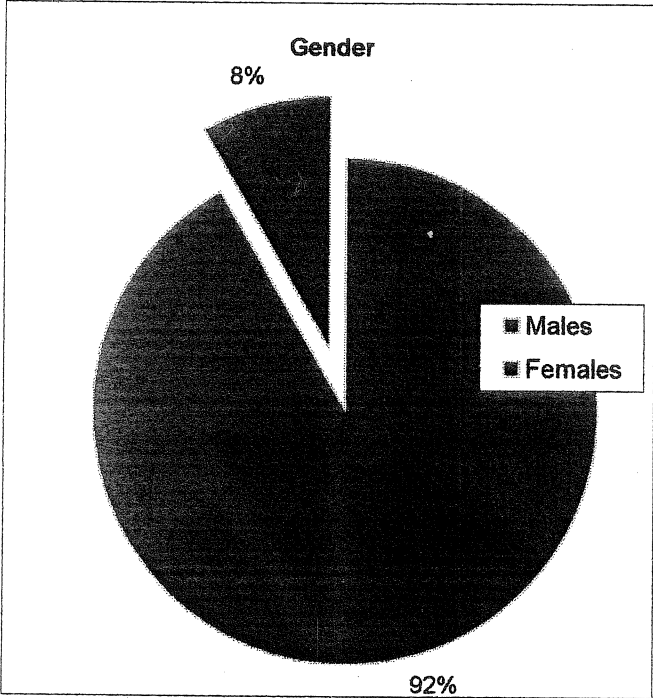




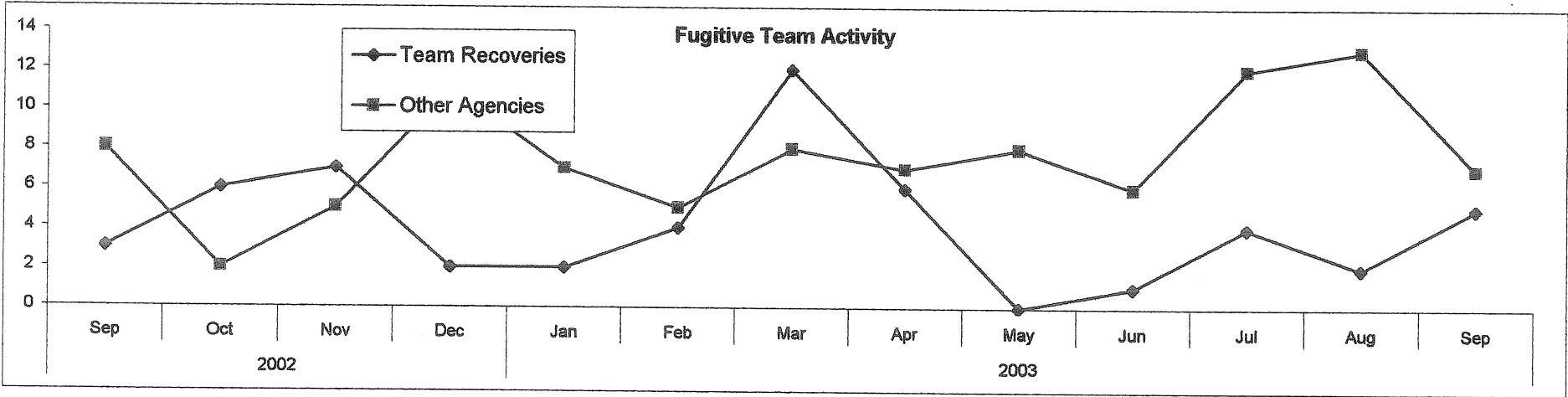
# Connecticut Board of Parole Parole Supervision Caseload September 30, 2003



**Connecticut Board of Parole  
Parole Supervision Caseload  
September 30, 2003**



**Connecticut Board of Parole  
Parole Supervision Caseload  
September 30, 2003**



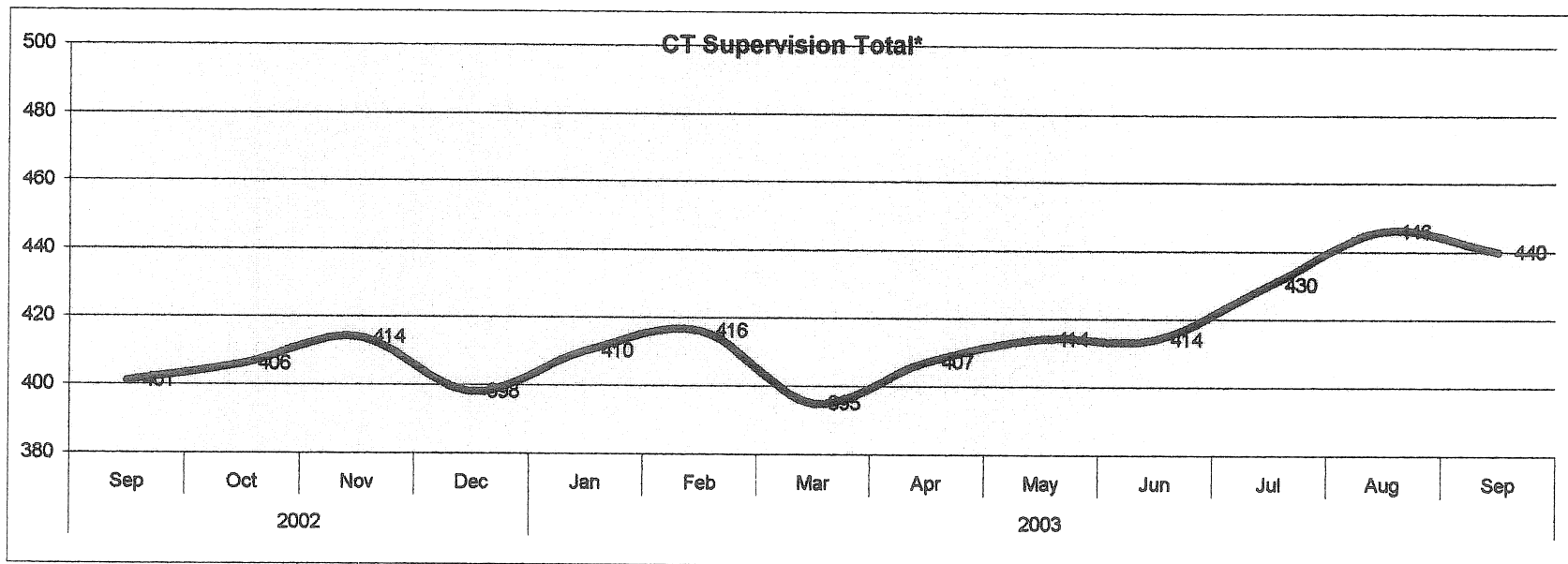
**Connecticut Board of Parole  
Parole Supervision Caseload  
September 30, 2003**

	<b>2002</b>				<b>2003</b>								
	<b>Sep</b>	<b>Oct</b>	<b>Nov</b>	<b>Dec</b>	<b>Jan</b>	<b>Feb</b>	<b>Mar</b>	<b>Apr</b>	<b>May</b>	<b>June</b>	<b>July</b>	<b>Aug</b>	<b>Sep</b>
<b>Number of Parolees Employed:</b>	1606	1638	1675	1634	1691	1670	1672	1781	1750	1776	1799	1767	1850
<b>Parolees Unemployable:</b>	195	187	185	202	210	215	214	221	224	213	214	290	258
<b>Proportion Employed:</b>	90%	89%	89%	89%	88%	86%	87%	90%	87%	91%	91%	91%	92%
<b>Number Active in Parole Works:</b>	118	128	137	132	144	172	174	174	202	174	164	180	156
<b># Community Service Hours:</b>	748	1176	1534	1975	2193	1543	1612	1485	1790	766	498	1217	1357

## Parole Supervision Caseload September 30, 2003

### Bridgeport District Office Supervision Caseload

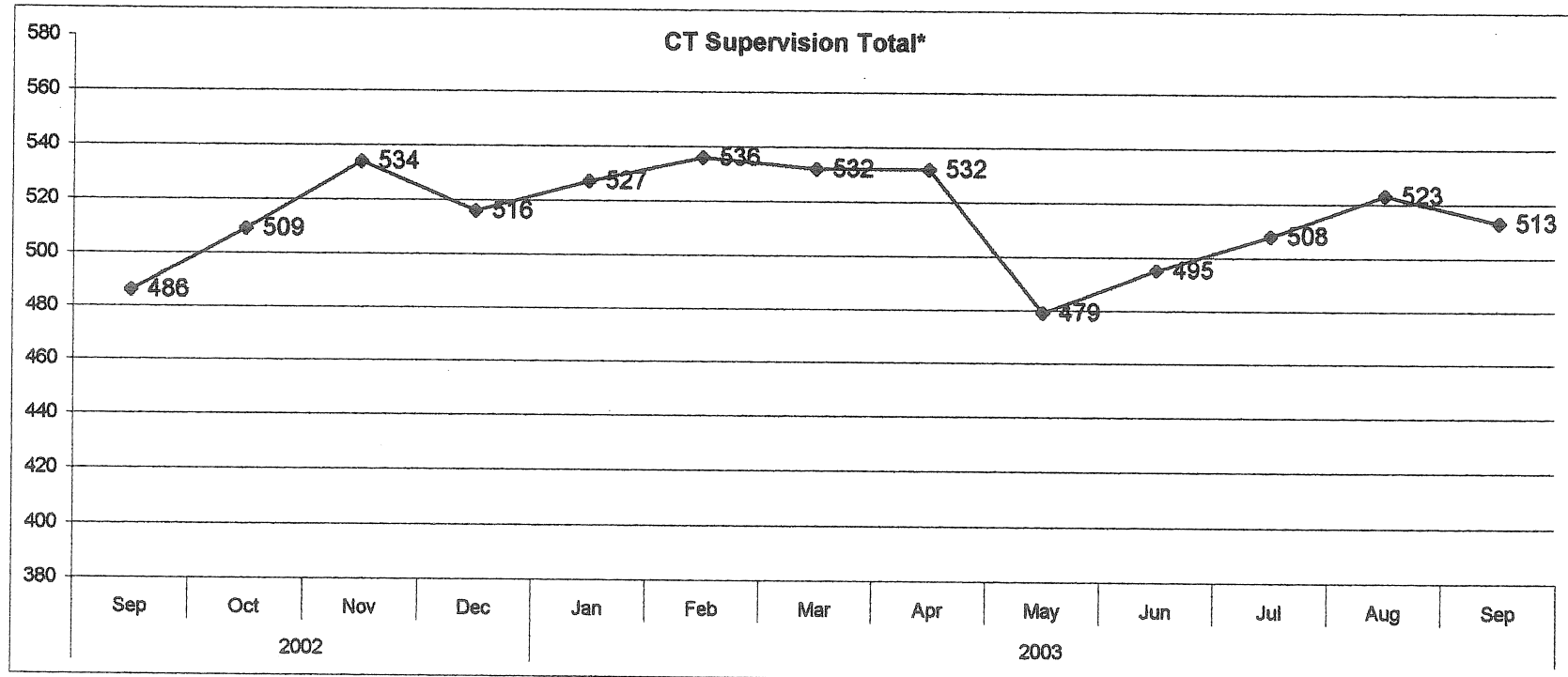
	2002				2003								
	Sep	Oct	Nov	Dec	Jan	Feb	Mar	Apr	May	Jun	Jul	Aug	Sep
CT Parolees Supervised in CT	362	368	375	357	371	376	355	370	377	379	393	411	405
Out Of State Parolees Supervised in CT	39	38	39	41	39	40	40	37	37	35	37	35	35
<b>CT Supervision Total:</b>	<b>401</b>	<b>406</b>	<b>414</b>	<b>398</b>	<b>410</b>	<b>416</b>	<b>395</b>	<b>407</b>	<b>414</b>	<b>414</b>	<b>430</b>	<b>446</b>	<b>440</b>
<b>Parole Violators Confined</b>	<b>59</b>	<b>57</b>	<b>47</b>	<b>55</b>	<b>46</b>	<b>45</b>	<b>43</b>	<b>30</b>	<b>40</b>	<b>46</b>	<b>36</b>	<b>55</b>	<b>53</b>
<b>GRAND TOTAL</b>	<b>460</b>	<b>463</b>	<b>461</b>	<b>453</b>	<b>456</b>	<b>461</b>	<b>438</b>	<b>437</b>	<b>454</b>	<b>460</b>	<b>466</b>	<b>501</b>	<b>493</b>



## Parole Supervision Caseload September 30, 2003

### Hartford District Office Supervision Caseload

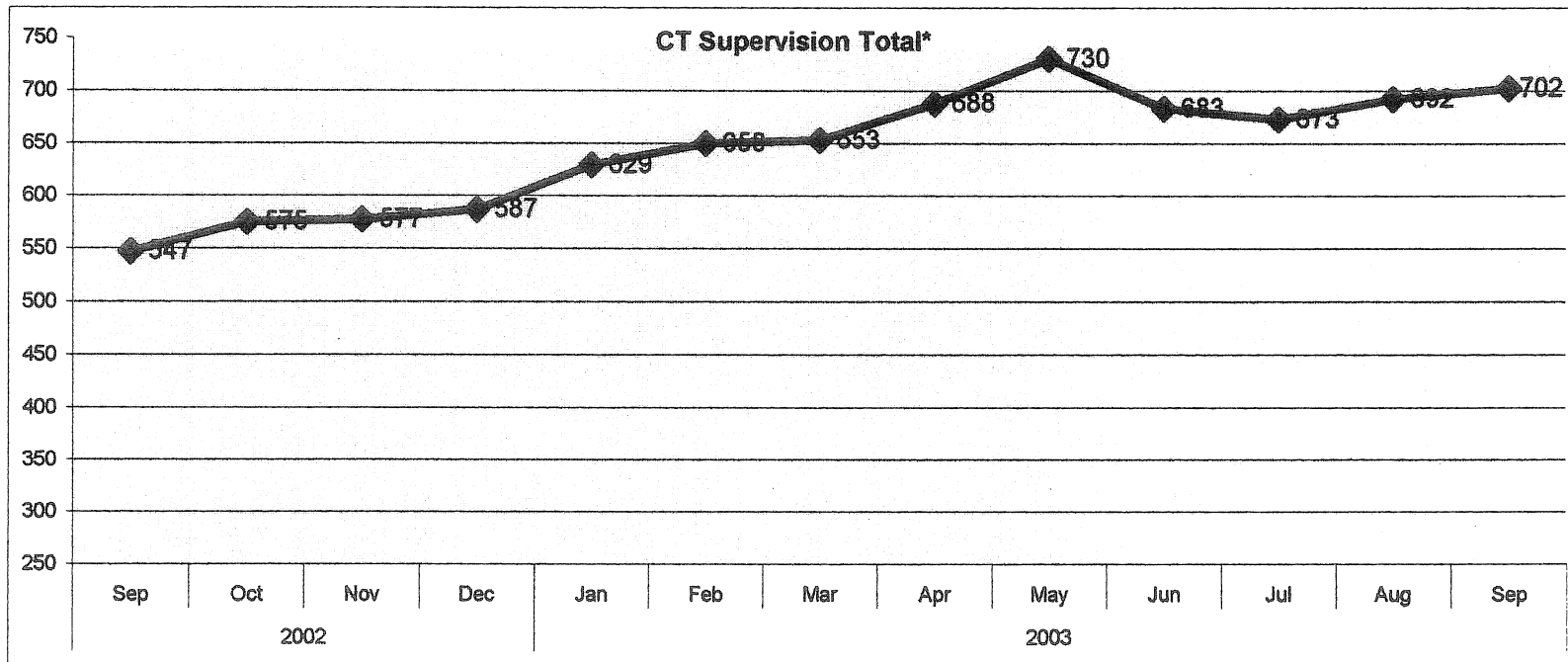
	2002				2003								
	Sep	Oct	Nov	Dec	Jan	Feb	Mar	Apr	May	Jun	Jul	Aug	Sep
CT Parolees Supervised in CT	443	462	486	466	479	488	485	483	432	441	453	469	460
Out Of State Parolees Supervised in CT	43	47	48	50	48	48	47	49	47	54	55	54	53
CT Supervision Total:	486	509	534	516	527	536	532	532	479	495	508	523	513
Parole Violators Confined	135	108	105	99	114	103	99	103	89	79	77	66	74
GRAND TOTAL	621	617	639	615	641	639	631	635	568	574	585	589	587



## Parole Supervision Caseload September 30, 2003

### New Haven District Office Supervision Caseload

	2002				2003								
	Sep	Oct	Nov	Dec	Jan	Feb	Mar	Apr	May	Jun	Jul	Aug	Sep
<b>CT Parolees Supervised in CT</b>	490	519	523	532	571	593	597	631	672	630	617	635	643
<b>Out Of State Parolees Supervised in CT</b>	57	56	54	55	58	57	56	57	58	53	56	57	59
<b>CT Supervision Total:</b>	547	575	577	587	629	650	653	688	730	683	673	692	702
<b>Parole Violators Confined</b>	86	106	85	84	87	82	76	73	75	67	69	70	78
<b>GRAND TOTAL</b>	633	681	662	671	716	732	729	761	805	750	742	762	780

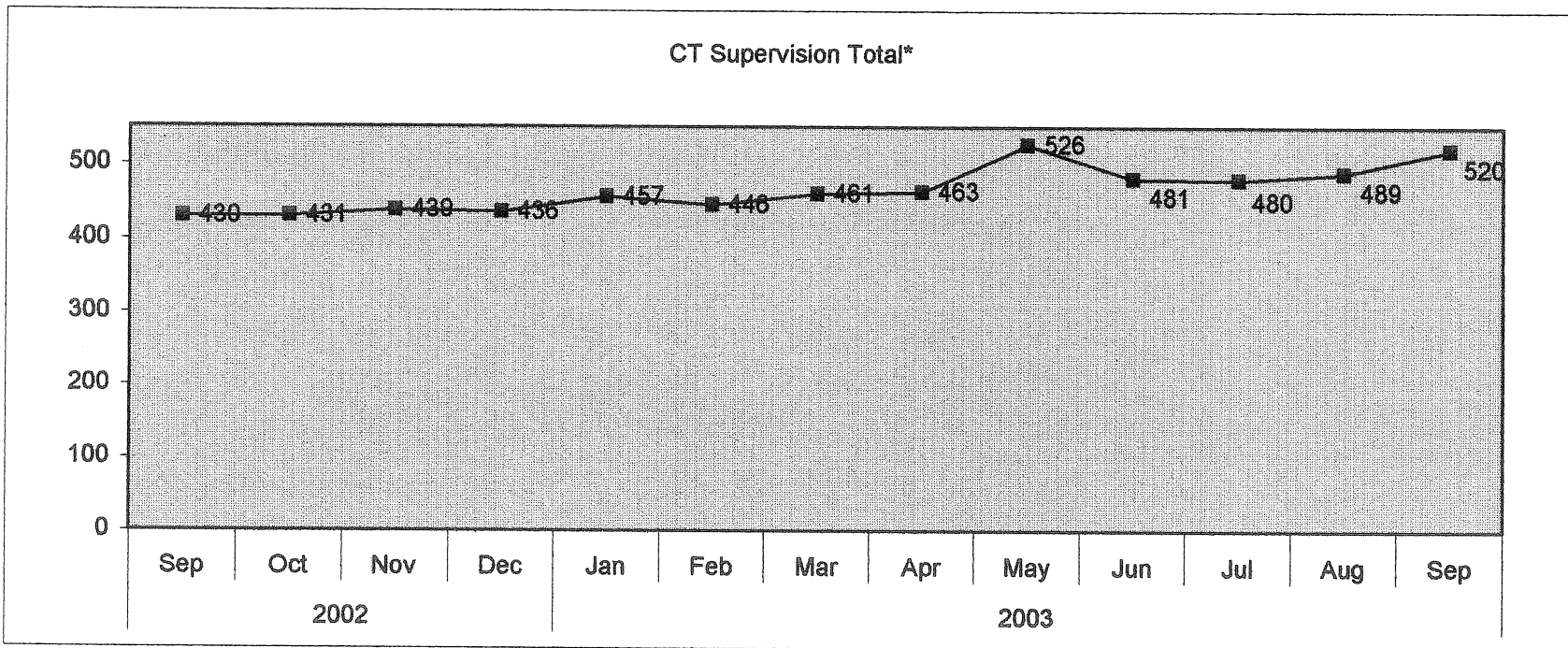


# Parole Supervision Caseload

## September 30, 2003

### Waterbury Caseload

	2002				2003								
	Sep	Oct	Nov	Dec	Jan	Feb	Mar	Apr	May	Jun	Jul	Aug	Sep
CT Parolees Supervised in CT	400	398	404	396	414	403	417	422	478	445	443	452	482
Out Of State Parolees Supervised in CT	30	33	35	40	43	43	44	41	48	36	37	37	38
<b>CT Supervision Total:</b>	<b>430</b>	<b>431</b>	<b>439</b>	<b>436</b>	<b>457</b>	<b>446</b>	<b>461</b>	<b>463</b>	<b>526</b>	<b>481</b>	<b>480</b>	<b>489</b>	<b>520</b>
<b>Parole Violators Confined</b>	<b>41</b>	<b>44</b>	<b>34</b>	<b>30</b>	<b>24</b>	<b>34</b>	<b>33</b>	<b>41</b>	<b>46</b>	<b>52</b>	<b>63</b>	<b>61</b>	<b>65</b>
<b>GRAND TOTAL</b>	<b>471</b>	<b>475</b>	<b>473</b>	<b>466</b>	<b>481</b>	<b>480</b>	<b>494</b>	<b>504</b>	<b>572</b>	<b>533</b>	<b>543</b>	<b>550</b>	<b>585</b>



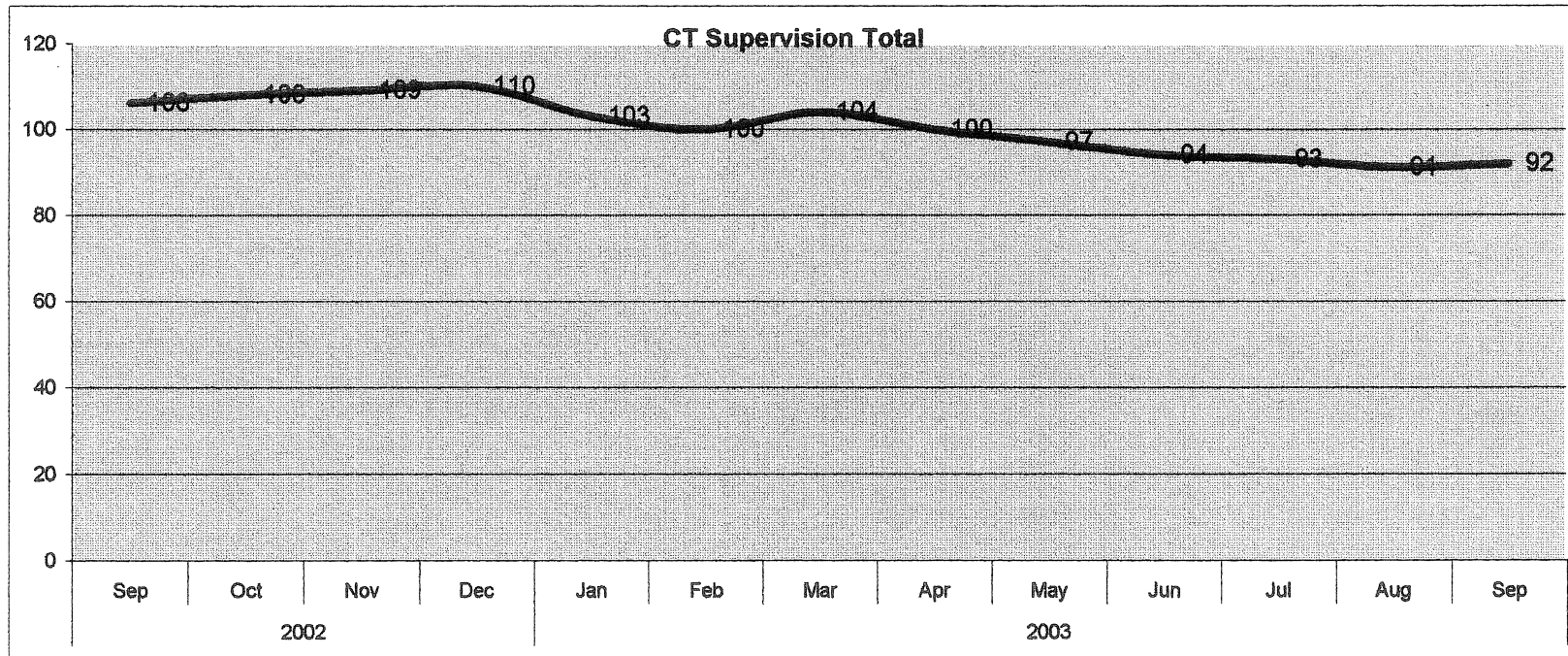


# Parole Supervision Caseload

## September 30, 2003

### Special Management Supervision Caseload

	2002				2003								
	Sep	Oct	Nov	Dec	Jan	Feb	Mar	Apr	May	Jun	Jul	Aug	Sep
CT Parolees Supervised in CT	92	93	91	91	88	88	91	90	87	84	82	80	81
Out Of State Parolees Supervised in CT	14	15	18	19	15	12	13	10	10	10	11	11	11
<b>CT Supervision Total:</b>	<b>106</b>	<b>108</b>	<b>109</b>	<b>110</b>	<b>103</b>	<b>100</b>	<b>104</b>	<b>100</b>	<b>97</b>	<b>94</b>	<b>93</b>	<b>91</b>	<b>92</b>
Parole Violators Confined	12	23	25	23	25	21	20	10	13	18	16	18	21
<b>GRAND TOTAL</b>	<b>118</b>	<b>131</b>	<b>134</b>	<b>133</b>	<b>128</b>	<b>121</b>	<b>124</b>	<b>110</b>	<b>110</b>	<b>112</b>	<b>109</b>	<b>109</b>	<b>113</b>



## *Violation Reports*

*September 1, 2003 - September 30, 2003*

<i>Office</i>	<i>Parole Officer</i>	<i>Absconder</i>	<i>Criminal</i>	<i>Technical</i>	<i>Total</i>
<i>Bridgeport</i>					
	Barry		3	3	6
	Emielita			1	1
	Greene		2		2
	Holmes		1		1
	O'Reilly		1		1
	Tomaszewski	2	3		5
	Office Total	2	10	4	16
<i>Hartford</i>					
	Anderson	2		2	4
	Banas	2	4	3	9
	Casanova		2	1	3
	Edwards		2	2	4
	Hill		2		2
	Mills		1	2	3
	Szydlo	1	5		6
	Office Total	5	16	10	31
<i>Interstate Compact</i>					
	Johnson, T	2			2
	Office Total	2			2
<i>New Haven</i>					
	DeLucia	1	6	1	8
	Duca		1	1	2
	Griffin	3	4		7
	Hogan		5	1	6
	Kelly	1	2	1	4
	Nelson	1		2	3
	Runlett		3	1	4
	Sprawling		3	1	4

*Wednesday, October 08, 2003*

<i>Office</i>	<i>Parole Officer</i>	<i>Absconder</i>	<i>Criminal</i>	<i>Technical</i>	<i>Total</i>
	Office Total	6	24	8	38
<i>Special Management</i>					
	Boleski	3	1	1	5
	Fleming	1	1	3	5
	Noto		2	1	3
	Office Total	4	4	5	13
<i>Waterbury</i>					
	Defeo		1		1
	Fernandes	1	2	5	8
	Krupa		4	1	5
	McCown		4	4	8
	O'Connor		3		3
	Romano		1	2	3
	Wood		2		2
	Office Total	1	17	12	30
<i>Grand Total</i>		20	71	39	130

*\* Source: Hearings Division Warrant Requests and Interstate Reports*