


STATE OF CONNECTICUT

Connecticut Parole and Community Services

Monthly Report



AUGUST 2003
(AUGUST 2002 to AUGUST 2003)

Prepared by
Jerry Stowell

FOR
BOARD OF PARDONS & PAROLES (BOPP)
AND
DEPARTMENT OF CORRECTION (DOC)
Parole and Community Services Division

**Correctional Population and Parole Eligibility
August 31, 2003**

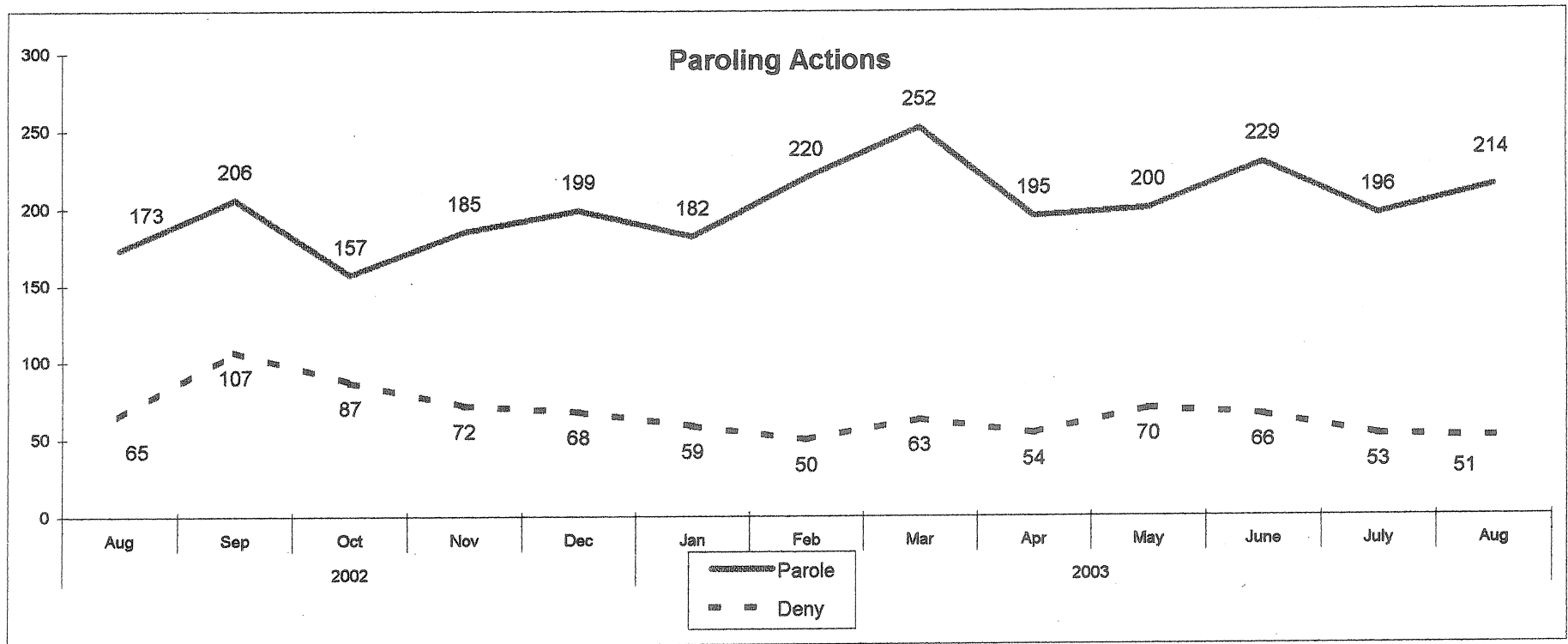
Confined Population

18,550

(Unsentenced and Special Inmates)	(4,046)	Balance	14,504
(Sentences 2 Years & Less, Cuscom, New Admits)	(4,721)	Balance	9,783
(Parole Ineligible, crime committed)	(675)	Balance	9,108
(SRG Classification)	(307)	Balance	8,801
(Wright Decision Cases)	(403)	Balance	8,398
(Level 5 Classification)	(86)	Balance	8,312
(Chronic Disciplinary Unit Classification)	(64)		

Population Eligible for Parole Consideration 8,248

Connecticut Board of Parole Hearings Division Monthly Statistics August 31, 2003

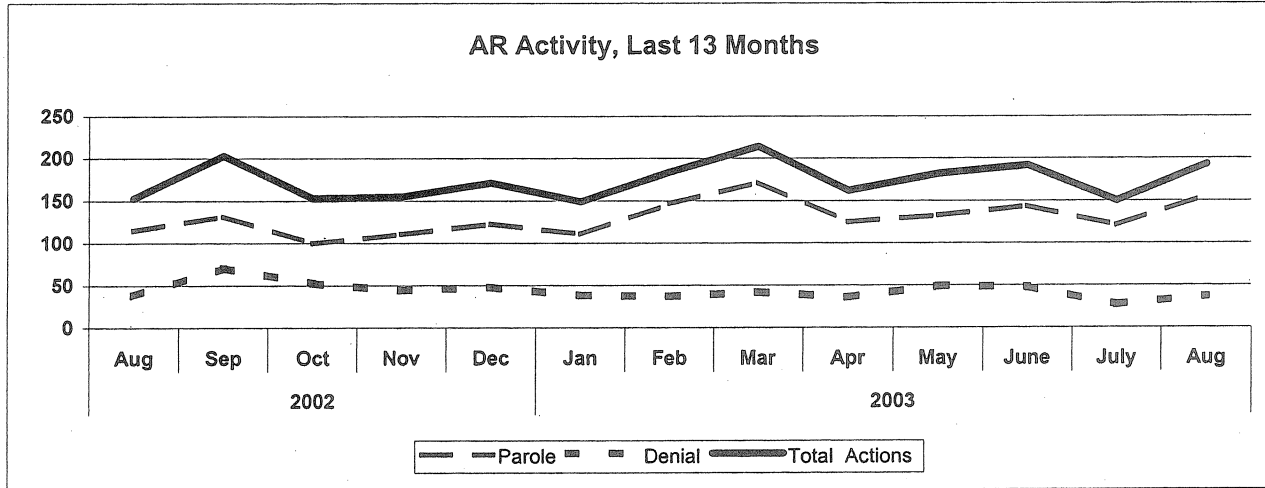


**Connecticut Board of Parole
Hearings Division Monthly Statistics
August 31, 2003**

	2002					2003								12 Mo.
	Aug	Sep	Oct	Nov	Dec	Jan	Feb	Mar	Apr	May	June	July	Aug	Totals
Full Panel Actions														
Parole	58	74	57	74	76	71	73	80	70	67	85	75	58	860
Deny	27	36	34	28	20	21	13	21	18	21	18	26	14	270
Medical Parole	0	0	0	0	0	0	0	0	0	0	0	0	0	0
Revoke	66	31	60	59	35	37	34	42	34	29	24	40	31	456
Revoke & Reparole	24	24	33	42	24	38	28	29	31	24	17	16	28	334
Rescind	10	7	9	7	5	4	4	4	3	6	3	3	3	58
Rescind & Reparole	7	11	18	17	16	9	7	12	10	1	6	10	5	122
Early Parole Discharge	0	0	0	0	0	0	0	0	0	0	0	0	0	0
Total Full Panel Actions	192	183	211	227	176	180	159	188	166	148	153	170	139	2100
Administrative Review Actions														
Parole	115	132	100	111	123	111	147	172	125	133	144	121	156	1575
Deny	38	71	53	44	48	38	37	42	36	49	48	27	37	530
Total Admin. Review Actions	153	203	153	155	171	149	184	214	161	182	192	148	193	2105
Staff Actions														
Case Review	25	33	17	19	14	12	13	30	12	51	30	19	26	276
Review & Reschedule	185	245	155	256	105	246	307	241	252	247	181	169	201	2605
Close Interest	31	52	37	78	21	82	92	40	50	55	59	12	89	667
Total Actions	586	716	573	735	487	669	755	713	641	683	615	518	648	7753
Total Hearing Dates	20	20	18	20	19	21	19	19	19	18	17	21	16	227
Parole Grant Rate														
Full Panels	68%	67%	63%	73%	79%	77%	85%	79%	80%	76%	83%	74%	81%	76%
Administrative Reviews	75%	65%	65%	72%	72%	74%	80%	80%	78%	73%	75%	82%	81%	75%

**Connecticut Board of Parole
Hearings Division Monthly Statistics
Administrative Reviews
August 31, 2003**

	2002					2003							
	Aug	Sep	Oct	Nov	Dec	Jan	Feb	Mar	Apr	May	June	July	Aug
Parole	115	132	100	111	123	111	147	172	125	133	144	121	156
Denial	38	71	53	44	48	38	37	42	36	49	48	27	37
Medical Parole	0	0	0	0	0	0	0	0	0	1	0	0	2
Total Actions	153	203	153	155	171	149	184	214	162	182	192	150	193



**Connecticut Board of Parole
Hearings Division Monthly Statistics**

Current Location

August 31, 2003

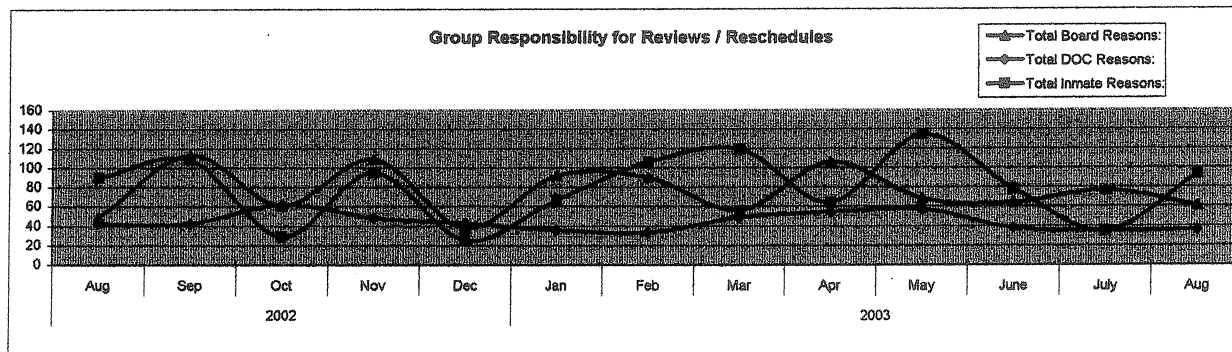
Persons Granted Parole via Administrative Reviews

Granting Month

Location	2002					2003								12 mo. Total
	Aug	Sep	Oct	Nov	Dec	Jan	Feb	Mar	Apr	May	June	July	Aug	
CT Parole Supervision	22	10	1	14	17	16	8	33	16	6	8	6	9	144
Out-of State Parole Supervision	1	0	0	1	0	1	0	0	1	0	0	0	0	3
Abscond from Parole	0	0	0	0	0	0	0	0	0	0	0	0	0	0
Halfway House	0	2	4	5	3	6	5	2	6	2	5	2	2	44
Confined in CT, to be Released	92	116	93	90	97	86	131	133	97	115	130	115	136	1339
Confined, Out of State	0	0	0	0	0	0	0	0	0	0	0	0	0	0
Furlough	0	0	0	0	0	0	0	0	0	0	0	0	0	0
Escaped, Prior to Release	0	0	0	0	0	0	0	0	0	0	0	0	0	0
Reconfined	0	0	0	0	0	0	0	0	0	0	0	0	0	0
TS	0	0	0	0	0	0	0	0	0	0	0	0	0	0
Discharged	0	0	0	0	1	0	0	4	1	3	1	0	1	11
Virginia	0	4	2	0	4	2	3	0	5	7	0	0	8	35
Medical Hospital	0	0	0	1	0	0	0	0	0	0	0	0	0	1
Total	115	132	100	111	122	111	147	172	126	133	144	123	156	1577

**Connecticut Board of Parole
Types of Review and Rescheduling Activities
August 2003**

	2002		2003										
	Aug	Sep	Oct	Nov	Dec	Jan	Feb	Mar	Apr	May	June	July	Aug
<u>Inmate-Related Reasons:</u>													
<u>Regular Hearings</u>													
In Seg/Punitive Seg	6	12	4	10	3	5	13	11	6	3	1	3	1
Inmate's Request	0	0	0	0	0	1	0	1	0	0	0	0	1
Pending Charges	26	28	3	37	3	22	37	41	19	23	16	5	21
Pending DR	0	0	0	0	0	0	0	0	0	0	0	0	0
SRG Affiliation	18	18	2	10	2	22	37	16	10	40	13	2	19
Pending Waiver	0	0	0	0	0	0	0	0	0	0	0	0	0
85% Status	12	13	0	14	1	1	5	15	14	15	14	1	20
Case Review	25	33	17	19	14	12	13	30	12	51	30	19	26
<u>Revocation Hearings:</u>													
Attorney	0	0	0	2	0	0	0	1	1	0	1	3	0
Pending Charges	3	4	3	3	2	4	1	4	2	2	3	2	5
Total Inmate Reasons:	90	108	29	95	25	67	106	119	64	134	78	35	93
<u>DOC-Related Reasons</u>													
<u>Regular Hearings</u>													
Transportation	40	40	54	43	35	32	25	36	45	40	32	26	27
Awaiting MH Evaluation	2	2	8	5	8	4	8	13	9	17	6	9	9
Total DOC Reasons:	42	42	62	48	43	36	33	49	54	57	38	35	36
<u>Board-Related Reasons</u>													
<u>Regular Hearings</u>													
Additional Info	19	26	32	20	17	11	14	21	15	13	20	38	16
Additional Offense Info	5	17	7	7	7	20	11	10	24	17	21	17	9
Hearing Cancelled	9	52	18	55	8	24	17	8	45	21	2	17	19
Ineligible-PE date	0	0	0	0	0	1	0	1	0	0	0	0	1
No Parole Package	0	0	0	0	0	0	0	0	0	0	0	0	0
Awaiting Sex Offender Eval	0	0	0	0	0	0	0	0	0	0	0	0	0
Other	16	18	4	27	6	36	48	16	22	17	21	5	16
Total Board Reasons:	49	113	61	109	38	92	90	56	106	68	64	77	61
All Reasons:	181	263	152	252	106	195	229	224	224	259	180	147	190

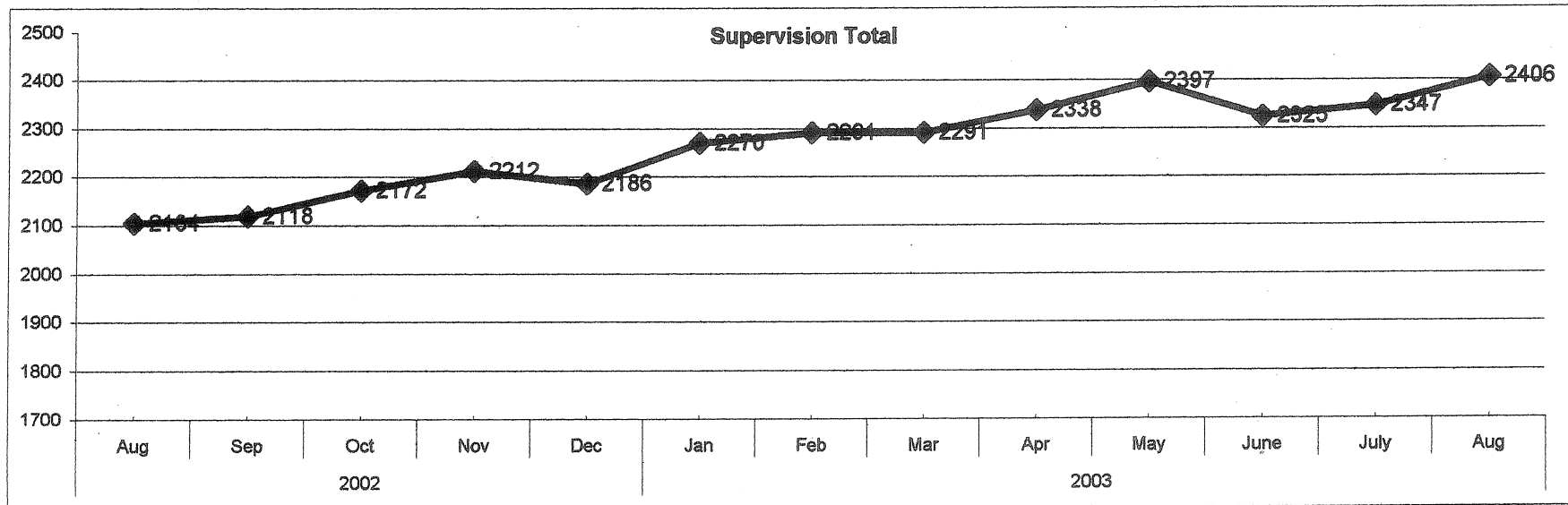


**Parole Granting Rate
September 2002 - August 2003**



	Full Panel Hearings	Administrative Reviews
September	67%	65%
October	63%	65%
November	73%	72%
December	79%	72%
January	69%	73%
February	85%	80%
March	79%	80%
April	80%	78%
May	76%	73%
June	83%	75%
July	75%	74%
August	81%	81%
Average:	75%	73%

Connecticut Board of Parole Parole Supervision Caseload August 31, 2003

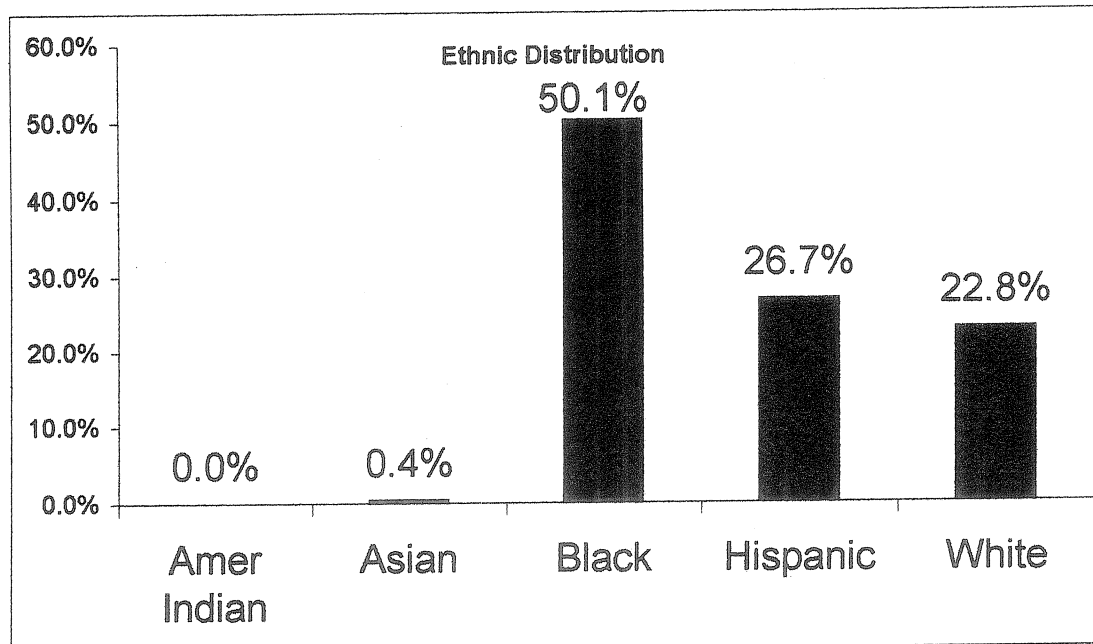
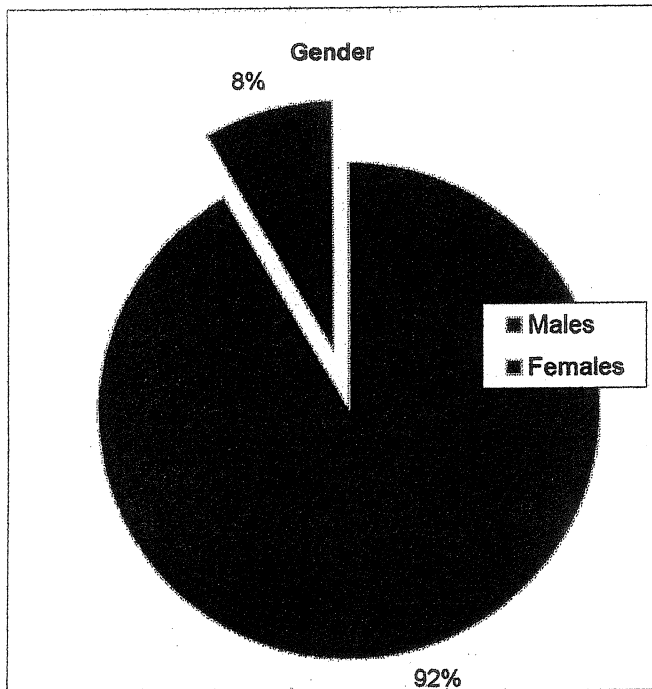
	2002					2003							
	Aug	Sep	Oct	Nov	Dec	Jan	Feb	Mar	Apr	May	June	July	Aug
CT Parolees Supervised in CT	1777	1787	1840	1879	1842	1923	1948	1945	1996	2046	1979	1988	2047
Out Of State Parolees Supervised in CT	184	183	189	194	205	203	200	200	194	200	188	196	194
CT Supervision Total:	1961	1970	2029	2073	2047	2126	2148	2145	2190	2246	2167	2184	2241
CT Parolees Supervised Out of State	143	148	143	139	139	144	143	146	148	151	158	163	165
Supervision Total:	2104	2118	2172	2212	2186	2270	2291	2291	2338	2397	2325	2347	2406
Parole Violators Confined	331	353	317	295	294	291	279	268	259	255	264	262	278
GRAND TOTAL	2435	2471	2489	2507	2480	2561	2570	2559	2597	2652	2589	2609	2684



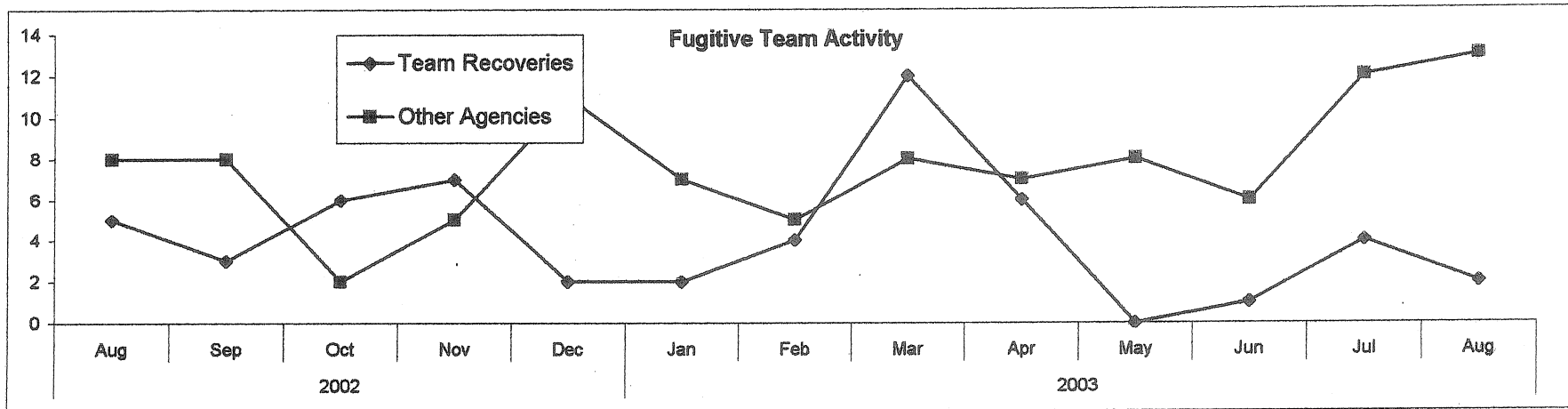
Connecticut Board of Parole Parole Supervision Caseload August 31, 2003



**Connecticut Board of Parole
Parole Supervision Caseload
August 31, 2003**



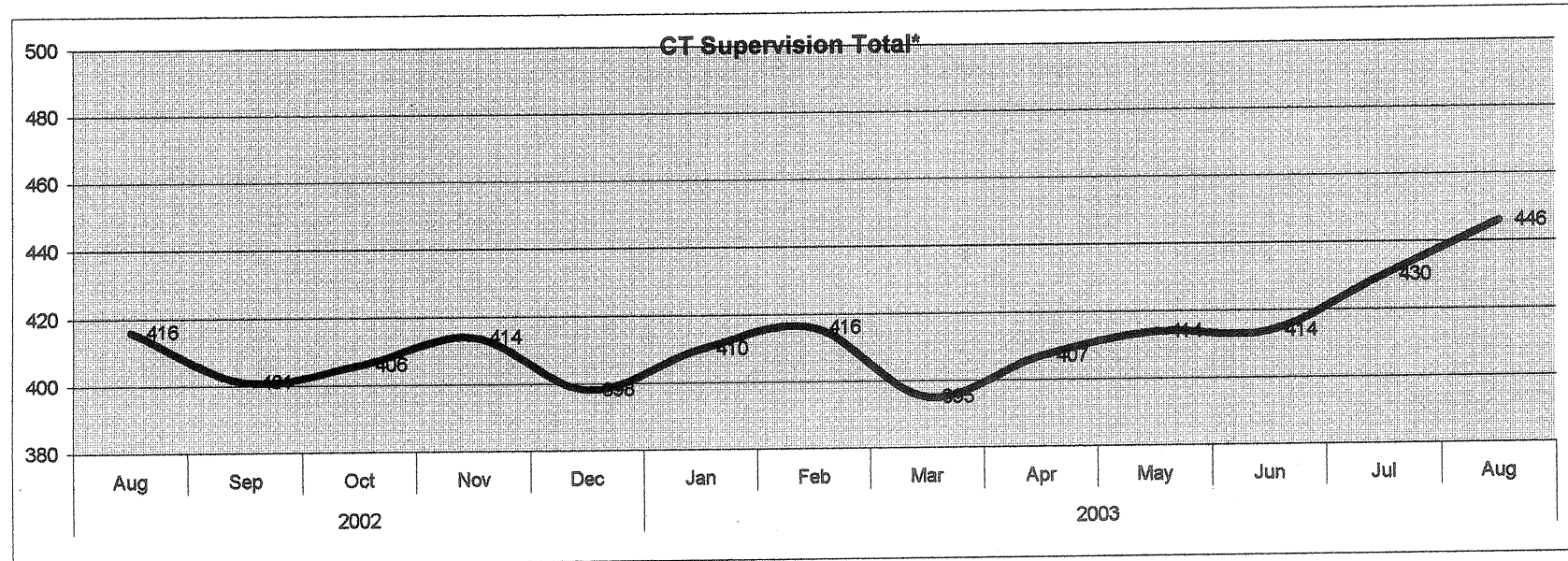
**Connecticut Board of Parole
Parole Supervision Caseload
August 31, 2003**



Parole Supervision Caseload August 31, 2003

Bridgeport District Office Supervision Caseload

	2002					2003							
	Aug	Sep	Oct	Nov	Dec	Jan	Feb	Mar	Apr	May	Jun	Jul	Aug
CT Parolees Supervised in CT	378	362	368	375	357	371	376	355	370	377	379	393	411
Out Of State Parolees Supervised in CT	38	39	38	39	41	39	40	40	37	37	35	37	35
CT Supervision Total:	416	401	406	414	398	410	416	395	407	414	414	430	446
Parole Violators Confined	54	59	57	47	55	46	45	43	30	40	46	36	55
GRAND TOTAL	470	460	463	461	453	456	461	438	437	454	460	466	501



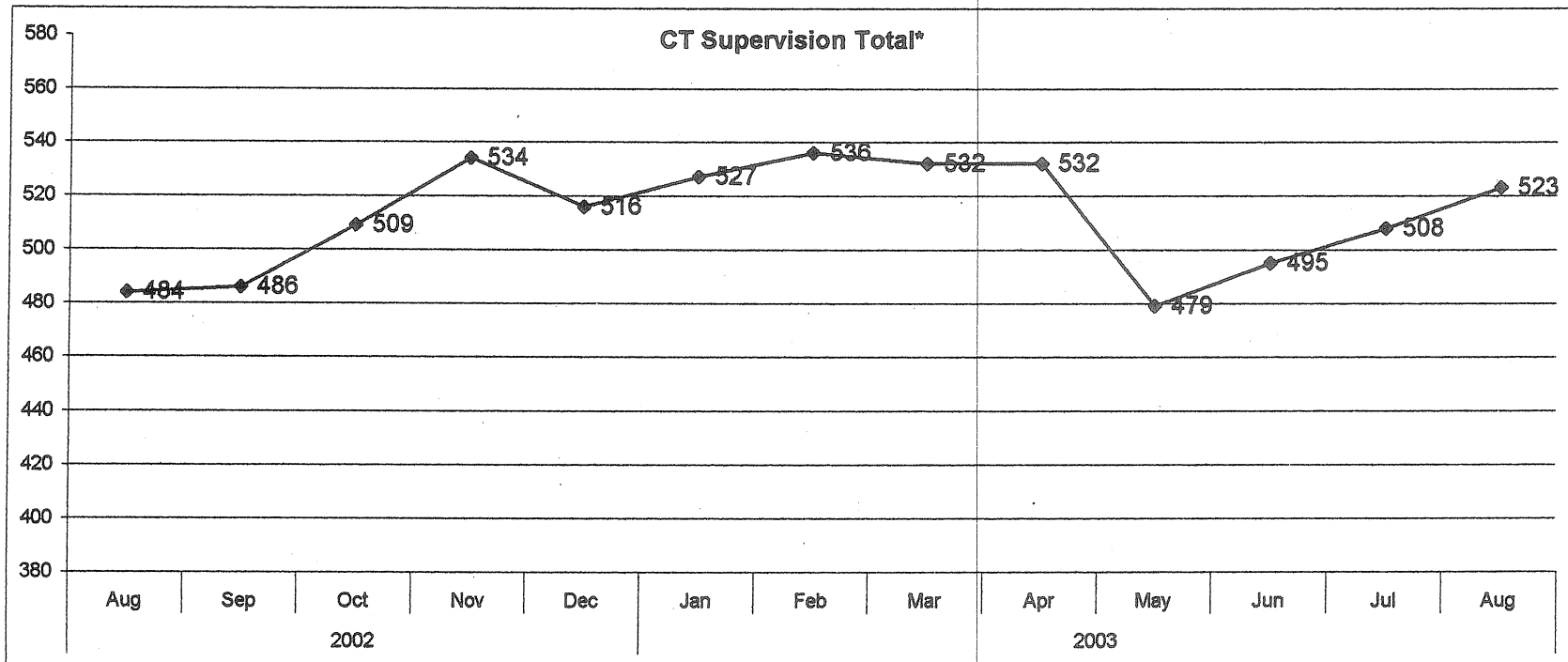
**Connecticut Board of Parole
Parole Supervision Caseload
August 31, 2003**

	2002					2003							
	Aug	Sep	Oct	Nov	Dec	Jan	Feb	Mar	Apr	May	June	July	Aug
Number of Parolees Employed:	1564	1606	1638	1675	1634	1691	1670	1672	1781	1750	1776	1799	1767
Parolees Unemployable:	191	195	187	185	202	210	215	214	221	224	213	214	290
Proportion Employed:	88%	90%	89%	89%	89%	88%	86%	87%	90%	87%	91%	91%	91%
Number Active in Parole Works:	121	118	128	137	132	144	172	174	174	202	174	164	180
# Community Service Hours:	956	748	1176	1534	1975	2193	1543	1612	1485	1790	766	498	1217

Parole Supervision Caseload August 31, 2003

Hartford District Office Supervision Caseload

	2002					2003							
	Aug	Sep	Oct	Nov	Dec	Jan	Feb	Mar	Apr	May	Jun	Jul	Aug
CT Parolees Supervised in CT	438	443	462	486	466	479	488	485	483	432	441	453	469
Out Of State Parolees Supervised in CT	46	43	47	48	50	48	48	47	49	47	54	55	54
CT Supervision Total:	484	486	509	534	516	527	536	532	532	479	495	508	523
Parole Violators Confined	130	135	108	105	99	114	103	99	103	89	79	77	66
GRAND TOTAL	614	621	617	639	615	641	639	631	635	568	574	585	589

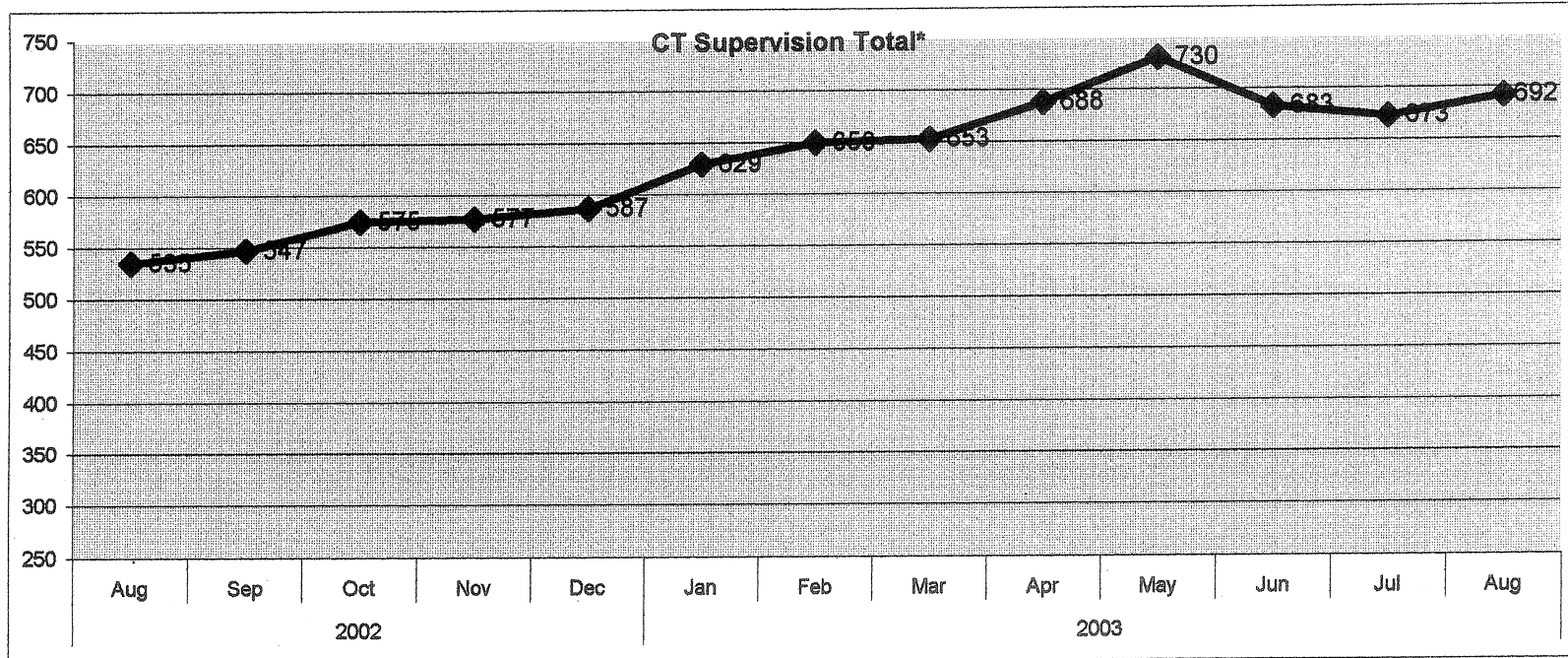


Parole Supervision Caseload

August 31, 2003

New Haven District Office Supervision Caseload

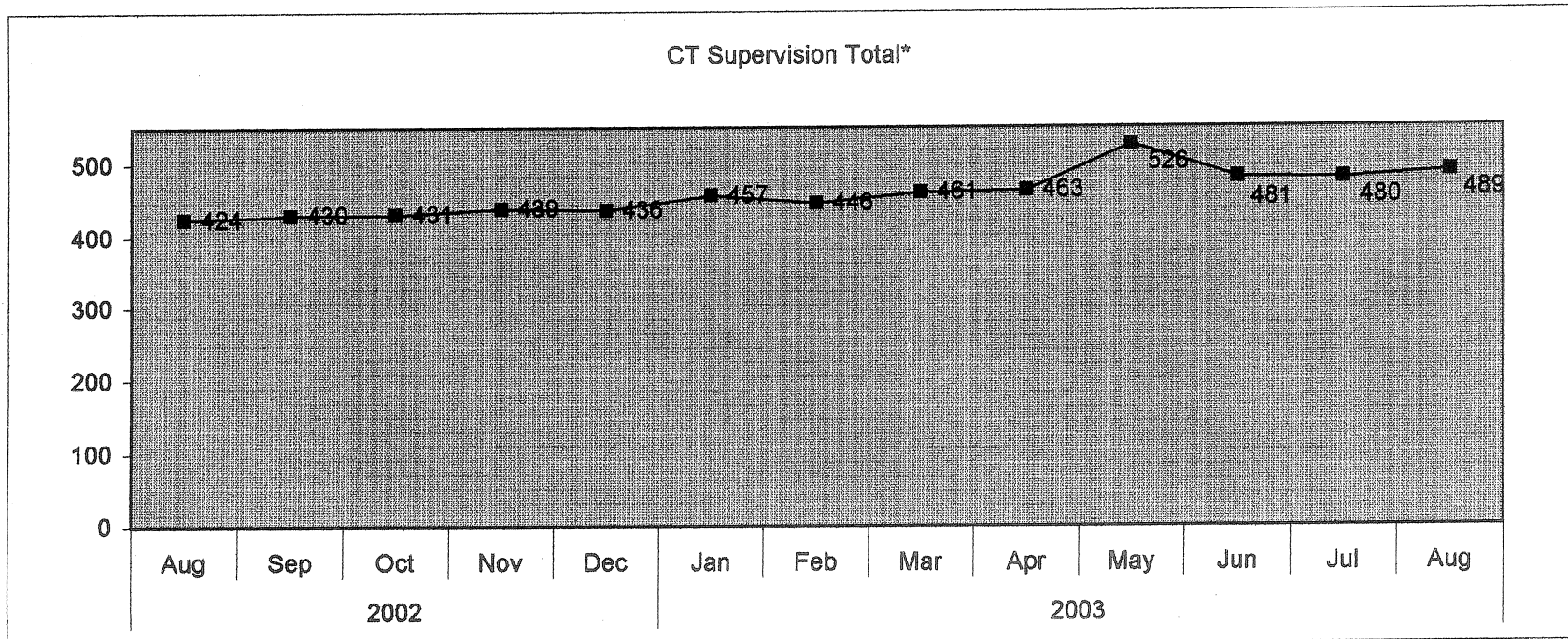
	2002					2003							
	Aug	Sep	Oct	Nov	Dec	Jan	Feb	Mar	Apr	May	Jun	Jul	Aug
CT Parolees Supervised in CT	484	490	519	523	532	571	593	597	631	672	630	617	635
Out Of State Parolees Supervised in CT	51	57	56	54	55	58	57	56	57	58	53	56	57
CT Supervision Total:	535	547	575	577	587	629	650	653	688	730	683	673	692
Parole Violators Confined	81	86	106	85	84	87	82	76	73	75	67	69	70
GRAND TOTAL	616	633	681	662	671	716	732	729	761	805	750	742	762



Parole Supervision Caseload August 31, 2003

Waterbury Caseload

	2002					2003							
	Aug	Sep	Oct	Nov	Dec	Jan	Feb	Mar	Apr	May	Jun	Jul	Aug
CT Parolees Supervised in CT	390	400	398	404	396	414	403	417	422	478	445	443	452
Out Of State Parolees Supervised in CT	34	30	33	35	40	43	43	44	41	48	36	37	37
CT Supervision Total:	424	430	431	439	436	457	446	461	463	526	481	480	489
Parole Violators Confined	46	41	44	34	30	24	34	33	41	46	52	63	61
GRAND TOTAL	470	471	475	473	466	481	480	494	504	572	533	543	550

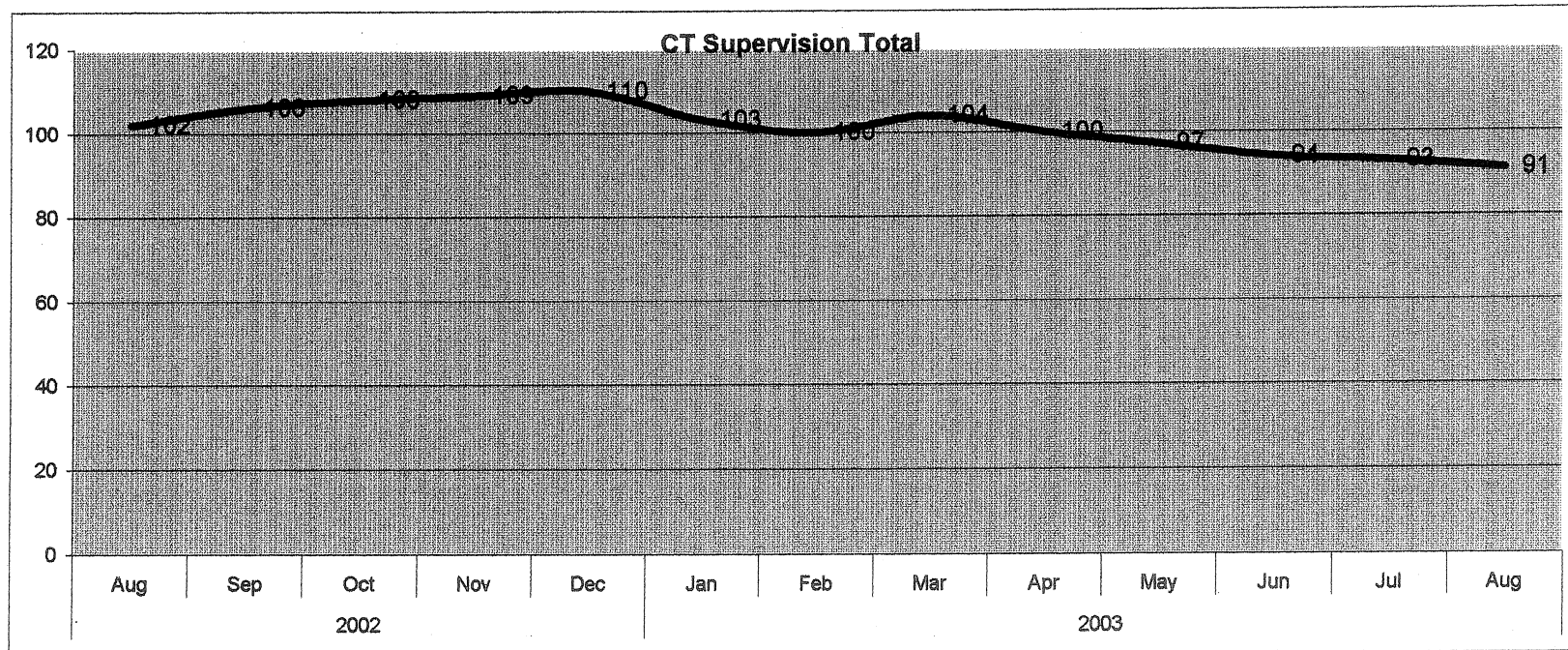


Parole Supervision Caseload

August 31, 2003

Special Management Supervision Caseload

	2002					2003							
	Aug	Sep	Oct	Nov	Dec	Jan	Feb	Mar	Apr	May	Jun	Jul	Aug
CT Parolees Supervised in CT	87	92	93	91	91	88	88	91	90	87	84	82	80
Out Of State Parolees Supervised in CT	15	14	15	18	19	15	12	13	10	10	10	11	11
CT Supervision Total:	102	106	108	109	110	103	100	104	100	97	94	93	91
Parole Violators Confined	15	12	23	25	23	25	21	20	10	13	18	16	18
GRAND TOTAL	117	118	131	134	133	128	121	124	110	110	112	109	109



Violation Reports

August 1, 2003 - August 31, 2003

<i>Office</i>	<i>Parole Officer</i>	<i>Absconder</i>	<i>Criminal</i>	<i>Technical</i>	<i>Total</i>
<i>Bridgeport</i>					
	Barry		1		1
	DeLucia	1			1
	Emielita		1	1	2
	Greene		2	3	5
	Holmes		2		2
	Johnson		6	2	8
	O'Reilly		2		2
	Tomaszewski		1	1	2
	Office Total	1	15	7	23
<i>Cheshire</i>					
	Watts		1		1
	Office Total		1		1
<i>Hartford</i>					
	Anderson		1	1	2
	Banas			2	2
	Casanova		1	4	5
	Edwards		1		1
	Hill			2	2
	Szydlo			2	2
	Office Total		3	11	14
<i>New Haven</i>					
	Boleski			1	1
	Duca	1		1	2
	Griffin		1		1
	Hogan		4		4
	Kelly	1	4	1	6
	Nelson		1		1
	Runlett	2	2	4	8

Friday, September 05, 2003

<i>Office</i>	<i>Parole Officer</i>	<i>Absconder</i>	<i>Criminal</i>	<i>Technical</i>	<i>Total</i>
	Sprawling		2	2	4
	Watts	1	2		3
	Office Total	5	16	9	30
<i>Special Management</i>					
	Griffin			1	1
	Noto		2		2
	Office Total		2	1	3
<i>Waterbury</i>					
	Defeo		3	2	5
	Fernandes	1		1	2
	Krupa	2	1		3
	O'Connor		1		1
	Romano	1	2		3
	Wood		1		1
	Office Total	4	8	3	15
<i>Grand Total</i>		10	45	31	86

** Source: Hearings Division Warrant Requests and Interstate Reports*