


STATE OF CONNECTICUT

Connecticut Parole and Community Services
Monthly Report



July 2003

(July 2002 to July 2003)

Prepared by
Jerry Stowell

FOR
BOARD OF PARDONS & PAROLES (BOPP)
AND
DEPARTMENT OF CORRECTION (DOC)
Parole and Community Services Division

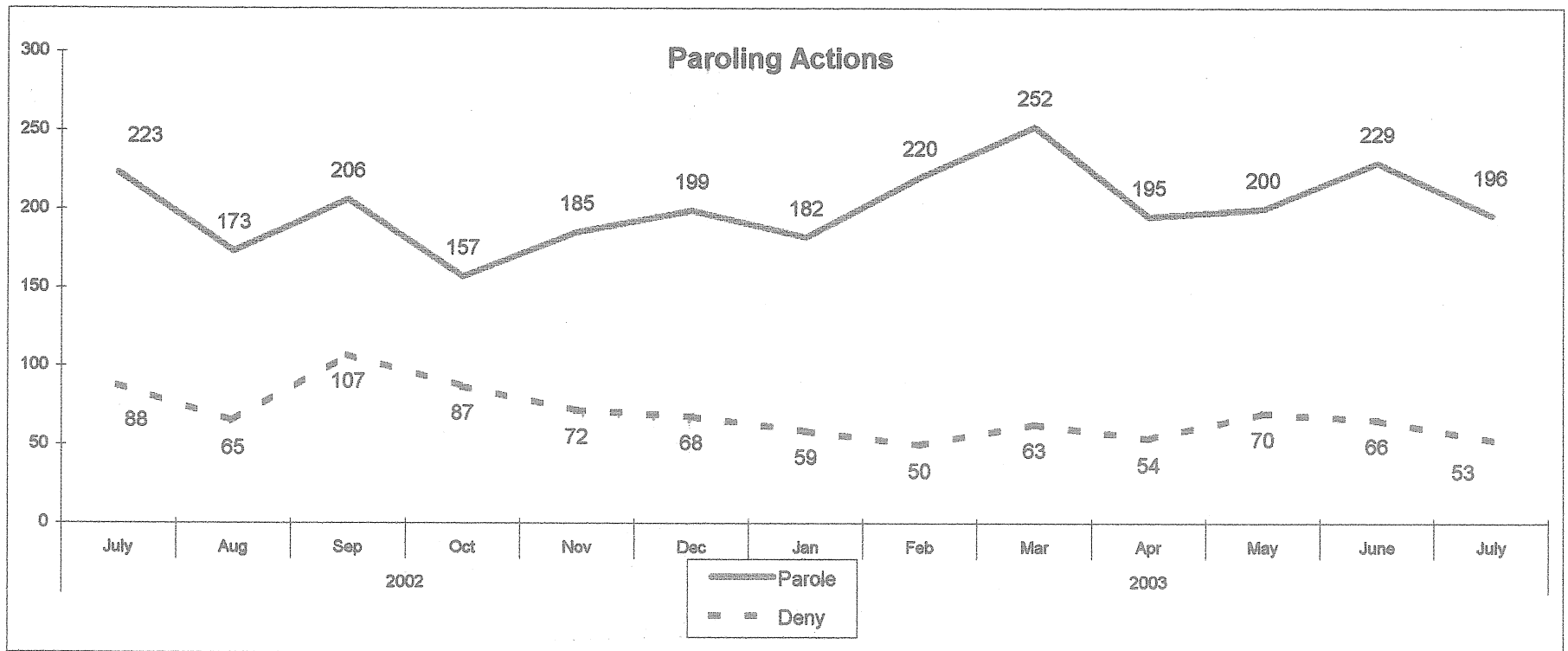
**Correctional Population and Parole Eligibility
July 31, 2003**

Confined Population	18,567		
(Unsentenced and Special Inmates)	(3,927)	Balance	14,640
(Sentences 2 Years & Less, Cuscom, New Admits)	(4,815)	Balance	9,825
(Parole Ineligible, crime committed)	(672)	Balance	9,153
(SRG Classification)	(304)	Balance	8,849
(Wright Decision Cases)	(425)	Balance	8,424
(Level 5 Classification)	(86)	Balance	8,338
(Chronic Disciplinary Unit Classification)	(67)		
Population Eligible for Parole Consideration	8,271		

**Connecticut Board of Parole
Hearings Division Monthly Statistics
July 31, 2003**

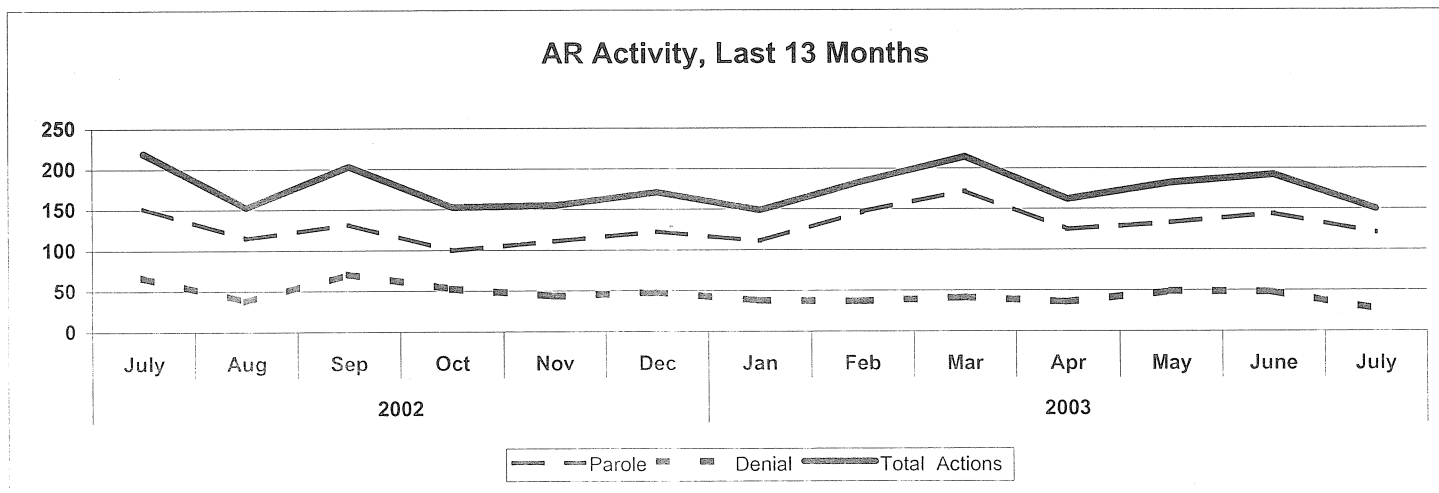
	2002						2003						12 Mo.	
	July	Aug	Sep	Oct	Nov	Dec	Jan	Feb	Mar	Apr	May	June	July	Totals
Full Panel Actions														
Parole	71	58	74	57	74	76	71	73	80	70	67	85	75	860
Deny	21	27	36	34	28	20	21	13	21	18	21	18	26	283
Medical Parole	0	0	0	0	0	0	0	0	0	0	0	0	0	0
Revoke	50	66	31	60	59	35	37	34	42	34	29	24	40	491
Revoke & Reparole	21	24	24	33	42	24	38	28	29	31	24	17	16	330
Rescind	6	10	7	9	7	5	4	4	4	3	6	3	3	65
Rescind & Reparole	11	7	11	18	17	16	9	7	12	10	1	6	10	124
Early Parole Discharge	0	0	0	0	0	0	0	0	0	0	0	0	0	0
Total Full Panel Actions	180	192	183	211	227	176	180	159	188	166	148	153	170	2153
Administrative Review Actions														
Parole	152	115	132	100	111	123	111	147	172	125	133	144	121	1534
Deny	67	38	71	53	44	48	38	37	42	36	49	48	27	531
Total Admin. Review Actions	219	153	203	153	155	171	149	184	214	161	182	192	148	2065
Staff Actions														
Case Review	16	25	33	17	19	14	12	13	30	12	51	30	19	275
Review & Reschedule	337	185	245	155	256	105	246	307	241	252	247	181	169	2589
Close Interest	65	31	52	37	78	21	82	92	40	50	55	59	12	609
Total Actions	817	586	716	573	735	487	669	755	713	641	683	615	518	7691
Total Hearing Dates	19	20	20	18	20	19	21	19	19	19	18	17	21	231
Parole Grant Rate														
Full Panels	77%	68%	67%	63%	73%	79%	77%	85%	79%	80%	76%	83%	74%	75%
Administrative Reviews	69%	75%	65%	65%	72%	72%	74%	80%	80%	78%	73%	75%	82%	74%

**Connecticut Board of Parole
Hearings Division Monthly Statistics
July 31, 2003**



**Connecticut Board of Parole
Hearings Division Monthly Statistics
Administrative Reviews
July 31, 2003**

	2002			2003									
	July	Aug	Sep	Oct	Nov	Dec	Jan	Feb	Mar	Apr	May	June	July
Parole	152	115	132	100	111	123	111	147	172	125	133	144	121
Denial	67	38	71	53	44	48	38	37	42	36	49	48	27
Medical Parole	0	0	0	0	0	0	0	0	0	0	1	0	0
Total Actions	219	153	203	153	155	171	149	184	214	162	182	192	150



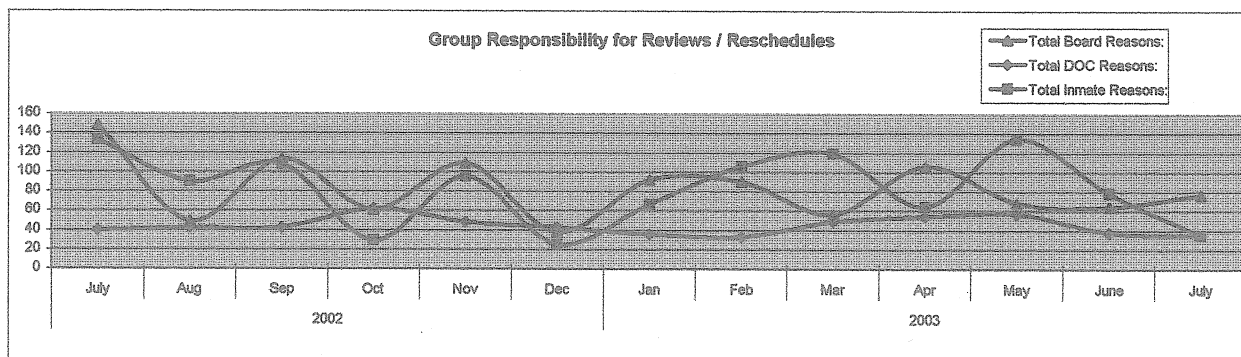
**Connecticut Board of Parole
Hearings Division Monthly Statistics
Current Location
July 31, 2003
Persons Granted Parole via Administrative Reviews**

Granting Month

Location	2002						2003						12 mo. Total	
	July	Aug	Sep	Oct	Nov	Dec	Jan	Feb	Mar	Apr	May	June		July
CT Parole Supervision	19	22	10	1	14	17	16	8	33	16	6	8	6	157
Out-of State Parole Supervision	0	1	0	0	1	0	1	0	0	1	0	0	0	4
Abscond from Parole	1	0	0	0	0	0	0	0	0	0	0	0	0	0
Halfway House	5	0	2	4	5	3	6	5	2	6	2	5	2	42
Confined in CT, to be Released	122	92	116	93	90	97	86	131	133	97	115	130	115	1295
Confined, Out of State	0	0	0	0	0	0	0	0	0	0	0	0	0	0
Furlough	0	0	0	0	0	0	0	0	0	0	0	0	0	0
Escaped, Prior to Release	0	0	0	0	0	0	0	0	0	0	0	0	0	0
Reconfined	0	0	0	0	0	0	0	0	0	0	0	0	0	0
TS	0	0	0	0	0	0	0	0	0	0	0	0	0	0
Discharged	0	0	0	0	0	1	0	0	4	1	3	1	0	10
Virginia	5	0	4	2	0	4	2	3	0	5	7	0	0	27
Medical Hospital	0	0	0	0	1	0	0	0	0	0	0	0	0	1
Total	152	115	132	100	111	122	111	147	172	126	133	144	123	1536

**Connecticut Board of Parole
Types of Review and Rescheduling Activities
July 2003**

	2002					2003							
	July	Aug	Sep	Oct	Nov	Dec	Jan	Feb	Mar	Apr	May	June	July
Inmate-Related Reasons:													
<u>Regular Hearings</u>													
In Seg/Punitive Seg	14	6	12	4	10	3	5	13	11	6	3	1	3
Inmate's Request	0	0	0	0	0	0	1	0	1	0	0	0	0
Pending Charges	36	26	28	3	37	3	22	37	41	19	23	16	5
Pending DR	0	0	0	0	0	0	0	0	0	0	0	0	0
SRG Affiliation	46	18	18	2	10	2	22	37	16	10	40	13	2
Pending Waiver	0	0	0	0	0	0	0	0	0	0	0	0	0
85% Status	13	12	13	0	14	1	1	5	15	14	15	14	1
Case Review	16	25	33	17	19	14	12	13	30	12	51	30	19
<u>Revocation Hearings:</u>													
Attorney	0	0	0	0	2	0	0	0	1	1	0	1	3
Pending Charges	8	3	4	3	3	2	4	1	4	2	2	3	2
Total Inmate Reasons:	133	90	108	29	95	25	67	106	119	64	134	78	35
<u>DOC-Related Reasons</u>													
<u>Regular Hearings</u>													
Transportation	37	40	40	54	43	35	32	25	36	45	40	32	26
Awaiting MH Evaluation	3	2	2	8	5	8	4	8	13	9	17	6	9
Total DOC Reasons:	40	42	42	62	48	43	36	33	49	54	57	38	35
<u>Board-Related Reasons</u>													
<u>Regular Hearings</u>													
Additional Info	39	19	26	32	20	17	11	14	21	15	13	20	38
Additional Offense Info	8	5	17	7	7	7	20	11	10	24	17	21	17
Hearing Cancelled	82	9	52	18	55	8	24	17	8	45	21	2	17
Ineligible-PE date	0	0	0	0	0	0	1	0	1	0	0	0	0
No Parole Package	0	0	0	0	0	0	0	0	0	0	0	0	0
Awaiting Sex Offender Eval	0	0	0	0	0	0	0	0	0	0	0	0	0
Other	19	16	18	4	27	6	36	48	16	22	17	21	5
Total Board Reasons:	148	49	113	61	109	38	92	90	86	106	68	64	77
All Reasons:	321	181	263	152	252	106	195	229	224	224	259	180	147

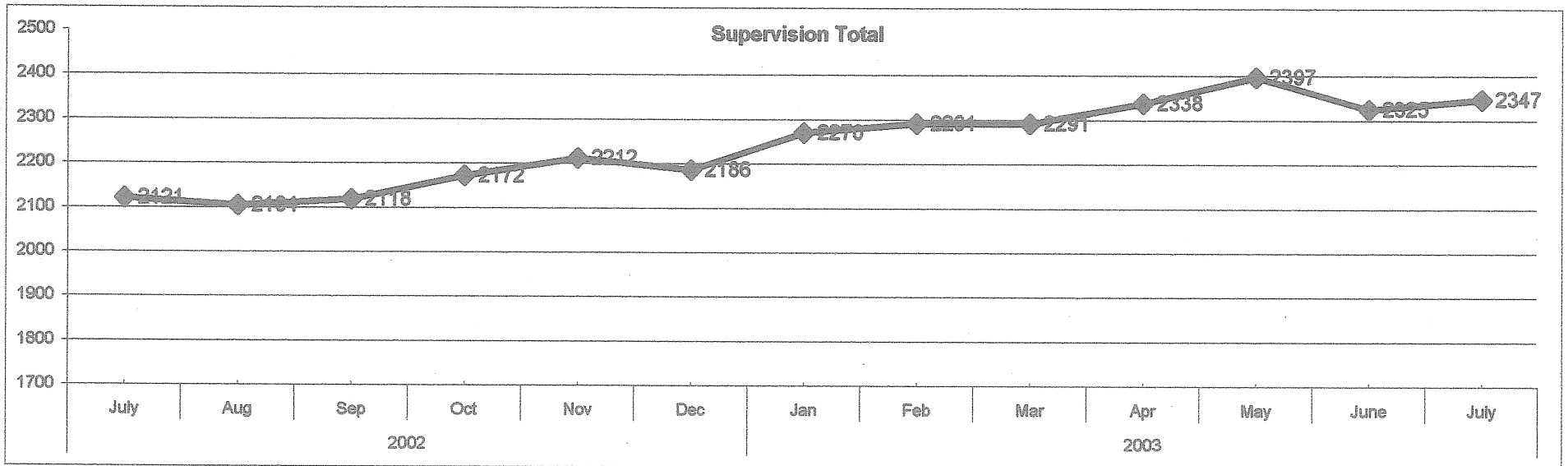


**Parole Granting Rate
August 2002 - July 2003**

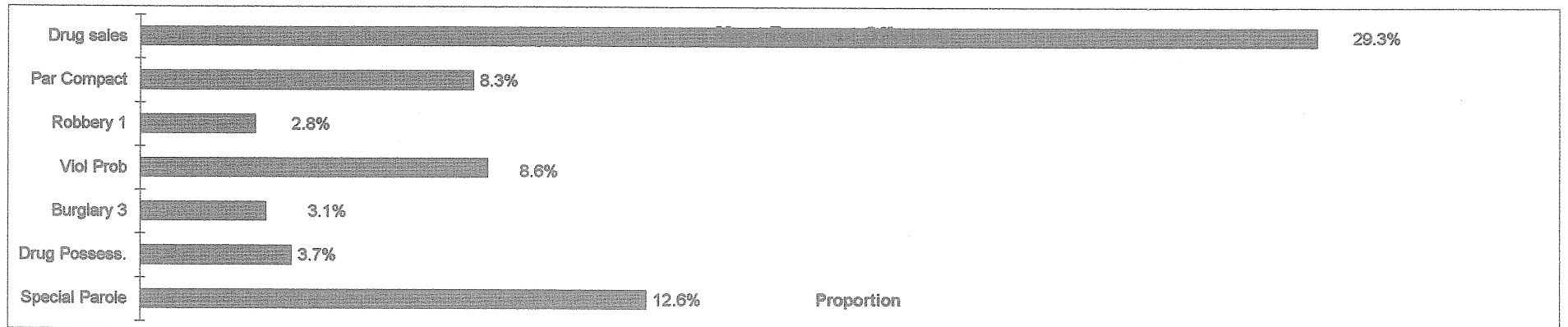

	Full Panel Hearings	Administrative Reviews
August	68%	75%
September	67%	65%
October	63%	65%
November	73%	72%
December	79%	72%
January	69%	73%
February	85%	80%
March	79%	80%
April	80%	78%
May	76%	73%
June	83%	75%
July	75%	74%
Average:	75%	74%

Connecticut Board of Parole Parole Supervision Caseload July 31, 2003

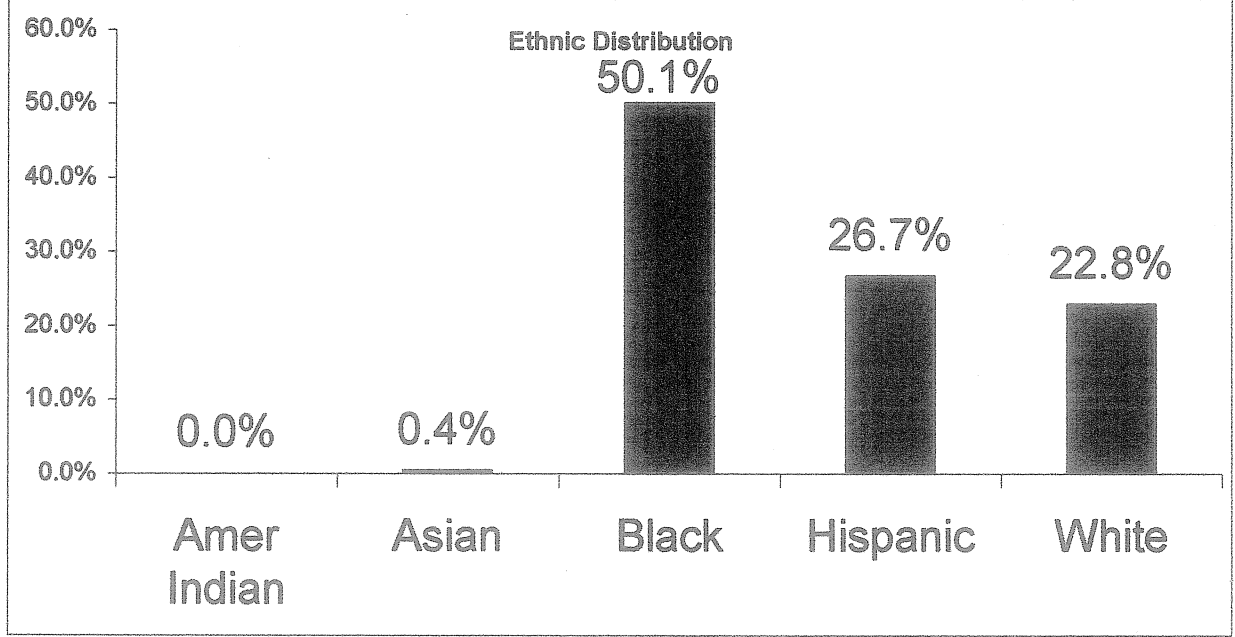
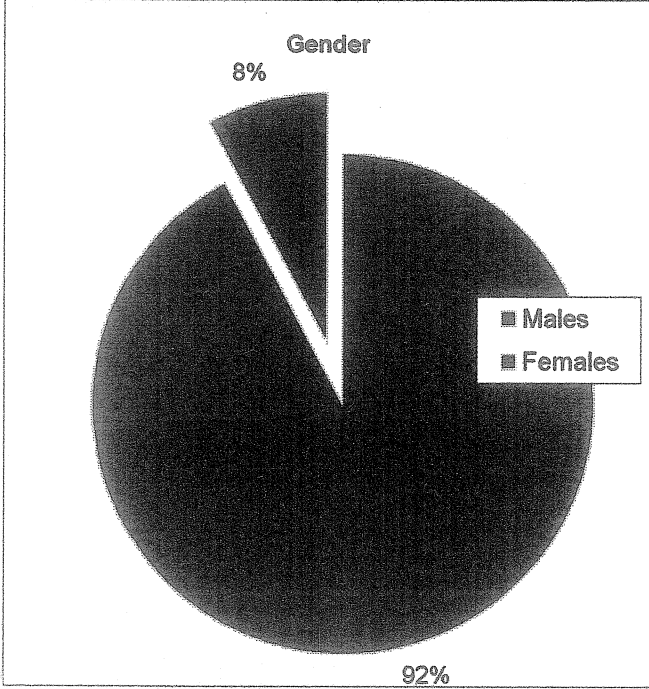
	2002						2003						
	July	Aug	Sep	Oct	Nov	Dec	Jan	Feb	Mar	Apr	May	June	July
CT Parolees Supervised in CT	1788	1777	1787	1840	1879	1842	1923	1948	1945	1996	2046	1979	1988
Out Of State Parolees Supervised in CT	189	184	183	189	194	205	203	200	200	194	200	188	196
CT Supervision Total:	1977	1961	1970	2029	2073	2047	2126	2148	2145	2190	2246	2167	2184
CT Parolees Supervised Out of State	144	143	148	143	139	139	144	143	146	148	151	158	163
Supervision Total:	2121	2104	2118	2172	2212	2186	2270	2291	2291	2338	2397	2325	2347
Parole Violators Confined	345	331	353	317	295	294	291	279	268	259	255	264	262
GRAND TOTAL	2466	2435	2471	2489	2507	2480	2561	2570	2559	2597	2652	2589	2609



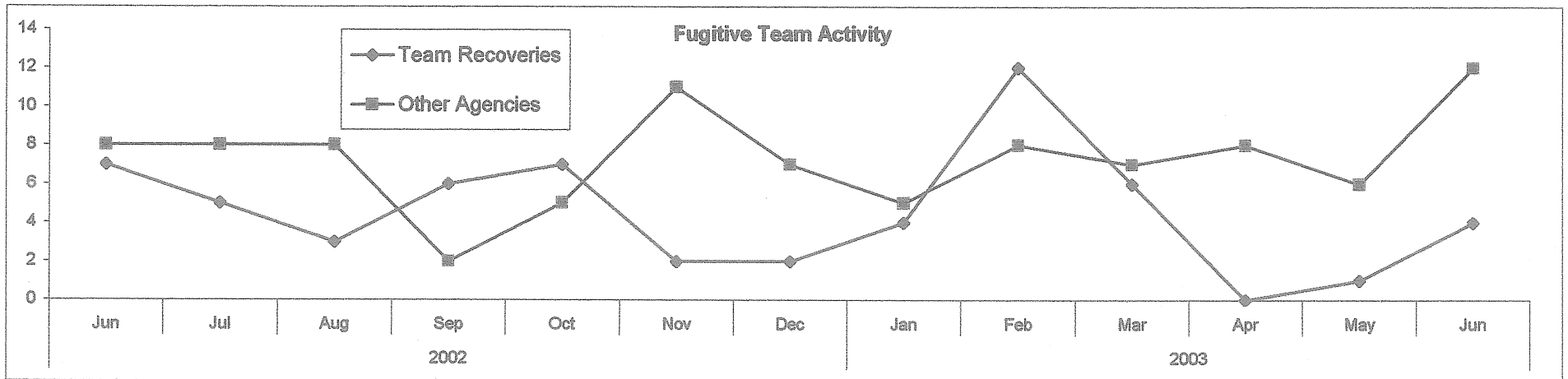
Connecticut Board of Parole Parole Supervision Caseload July 31, 2003



**Connecticut Board of Parole
Parole Supervision Caseload
July 31, 2003**



Connecticut Board of Parole
Parole Supervision Caseload
July 31, 2003



**Connecticut Board of Parole
Parole Supervision Caseload
July 31, 2003**

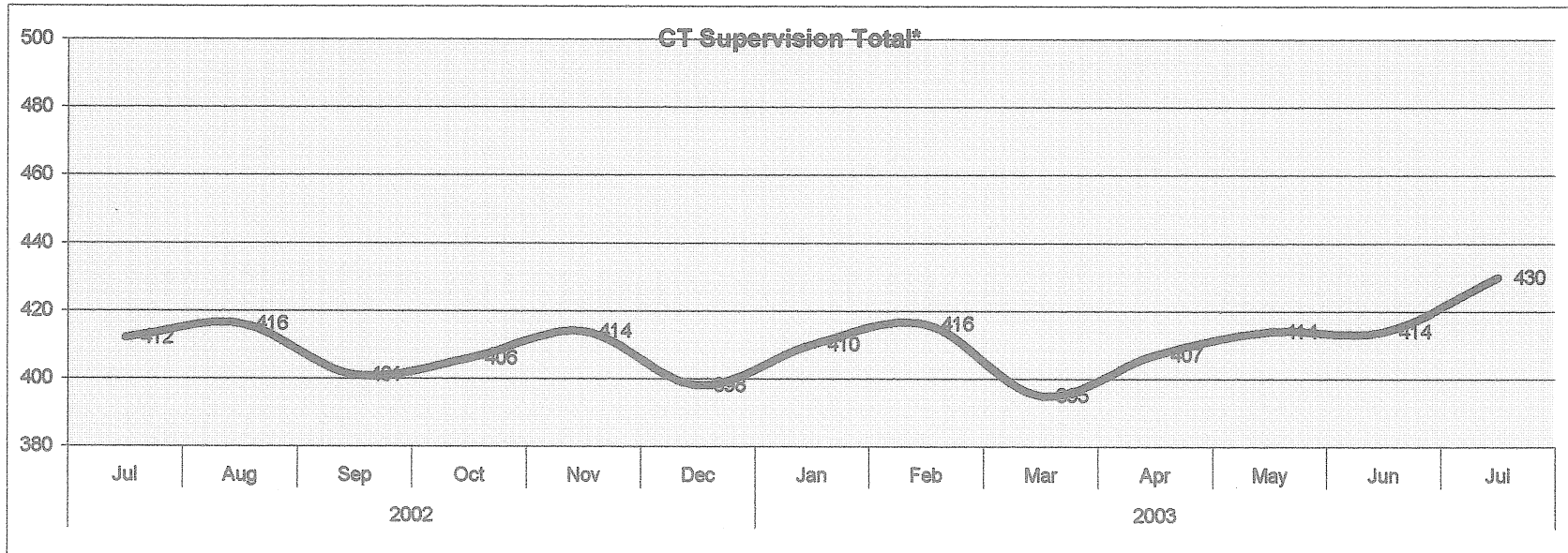
	2002						2003						
	July	Aug	Sep	Oct	Nov	Dec	Jan	Feb	Mar	Apr	May	June	July
Number of Parolees Employed:	1596	1564	1606	1638	1675	1634	1691	1670	1672	1781	1750	1776	1799
Parolees Unemployable:	184	191	195	187	185	202	210	215	214	221	224	213	214
Proportion Employed:	89%	88%	90%	89%	89%	89%	88%	86%	87%	90%	87%	91%	91%
Number Active in Parole Works:	126	121	118	128	137	132	144	172	174	174	202	174	164
# Community Service Hours:	1419	956	748	1176	1534	1975	2193	1543	1612	1485	1790	766	498

Parole Supervision Caseload

July 31, 2003

Bridgeport District Office Supervision Caseload

	2002						2003						
	Jul	Aug	Sep	Oct	Nov	Dec	Jan	Feb	Mar	Apr	May	Jun	Jul
CT Parolees Supervised in CT	372	378	362	368	375	357	371	376	355	370	377	379	393
Out Of State Parolees Supervised in CT	40	38	39	38	39	41	39	40	40	37	37	35	37
CT Supervision Total:	412	416	401	406	414	398	410	416	395	407	414	414	430
Parole Violators Confined	75	54	59	57	47	55	46	45	43	30	40	46	36
GRAND TOTAL	487	470	460	463	461	453	456	461	438	437	454	460	466

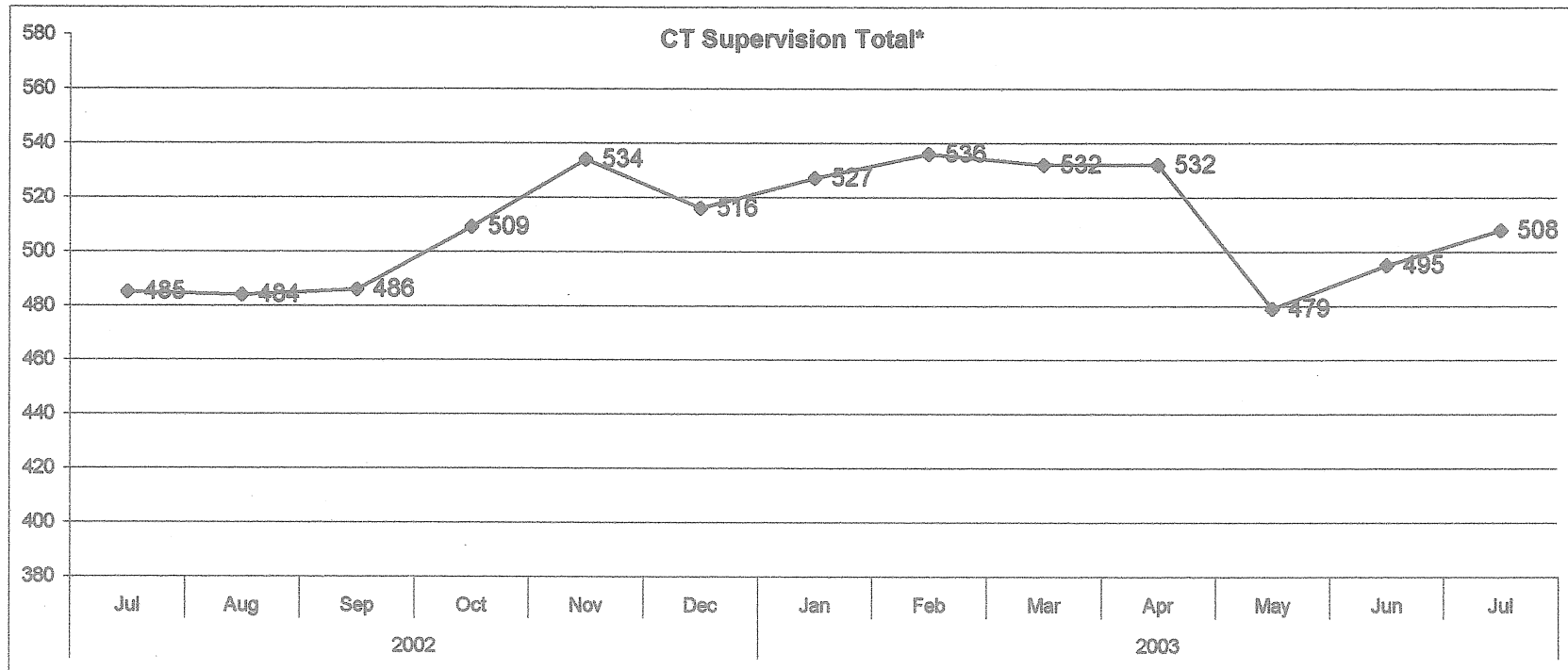


Parole Supervision Caseload

July 31, 2003

Hartford District Office Supervision Caseload

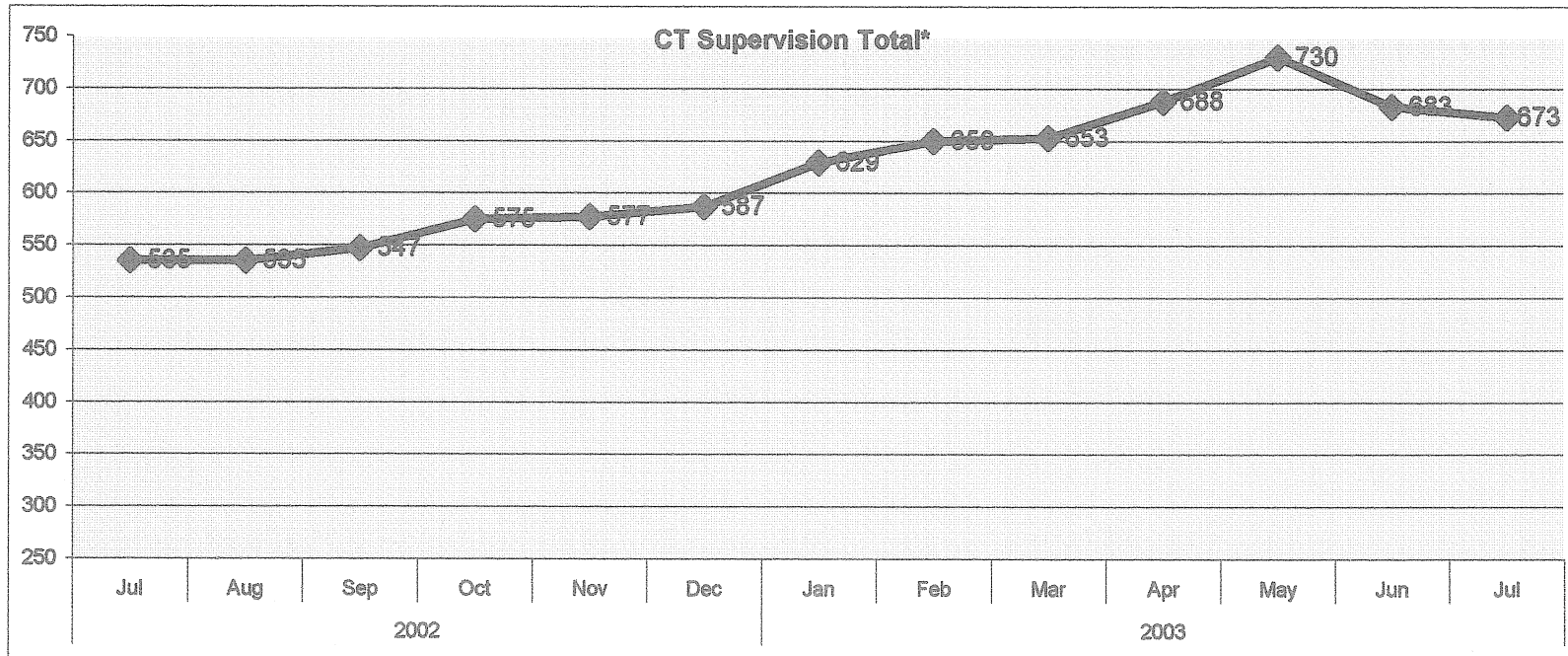
	2002						2003						
	Jul	Aug	Sep	Oct	Nov	Dec	Jan	Feb	Mar	Apr	May	Jun	Jul
CT Parolees Supervised in CT	439	438	443	462	486	466	479	488	485	483	432	441	453
Out Of State Parolees Supervised in CT	46	46	43	47	48	50	48	48	47	49	47	54	55
CT Supervision Total:	485	484	486	509	534	516	527	536	532	532	479	495	508
Parole Violators Confined	123	130	135	108	105	99	114	103	99	103	89	79	77
GRAND TOTAL	608	614	621	617	639	615	641	639	631	635	568	574	585



Parole Supervision Caseload July 31, 2003

New Haven District Office Supervision Caseload

	2002						2003						
	Jul	Aug	Sep	Oct	Nov	Dec	Jan	Feb	Mar	Apr	May	Jun	Jul
CT Parolees Supervised in CT	484	484	490	519	523	532	571	593	597	631	672	630	617
Out Of State Parolees Supervised in CT	51	51	57	56	54	55	58	57	56	57	58	53	56
CT Supervision Total:	535	535	547	575	577	587	629	650	653	688	730	683	673
Parole Violators Confined	78	81	86	106	85	84	87	82	76	73	75	67	69
GRAND TOTAL	613	616	633	681	662	671	716	732	729	761	805	750	742

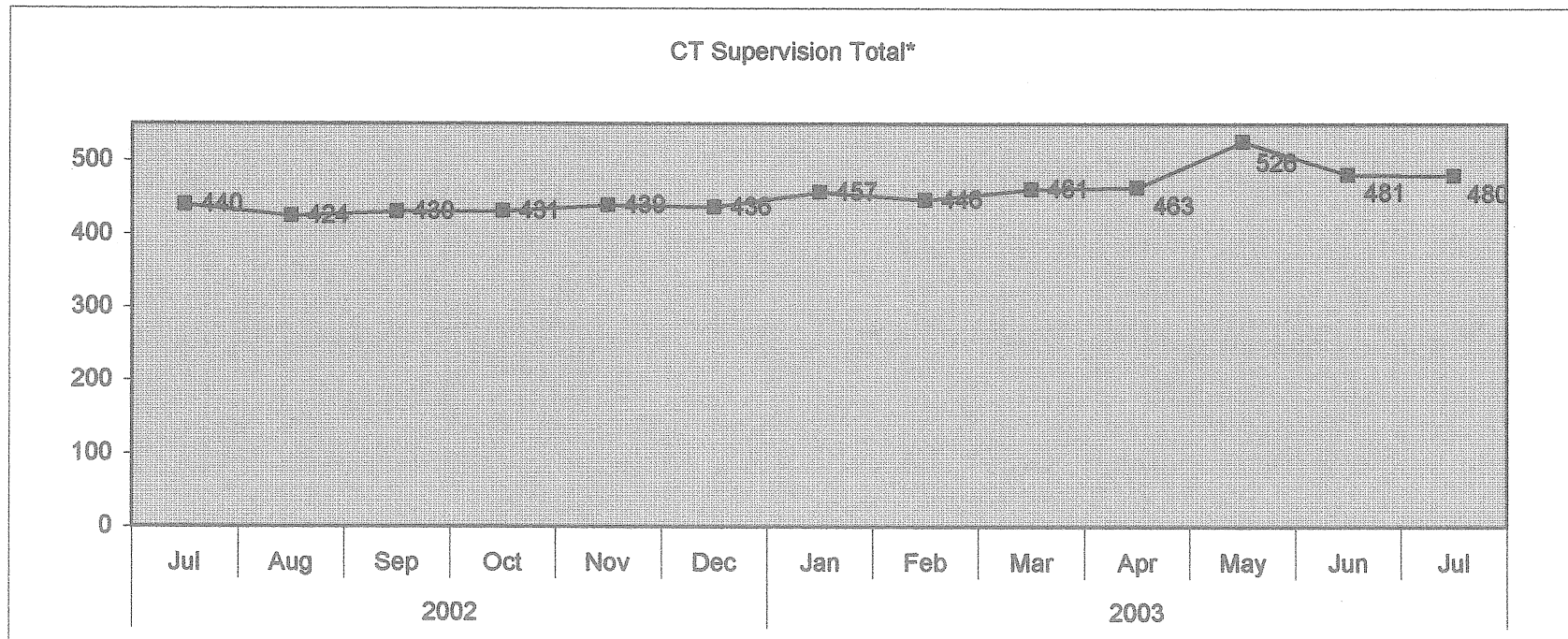


Parole Supervision Caseload

July 31, 2003

Waterbury Caseload

	2002						2003						
	Jul	Aug	Sep	Oct	Nov	Dec	Jan	Feb	Mar	Apr	May	Jun	Jul
CT Parolees Supervised in CT	405	390	400	398	404	396	414	403	417	422	478	445	443
Out Of State Parolees Supervised in CT	35	34	30	33	35	40	43	43	44	41	48	36	37
CT Supervision Total:	440	424	430	431	439	436	457	446	461	463	526	481	480
 Parole Violators Confined	 50	 46	 41	 44	 34	 30	 24	 34	 33	 41	 46	 52	 63
GRAND TOTAL	490	470	471	475	473	466	481	480	494	504	572	533	543

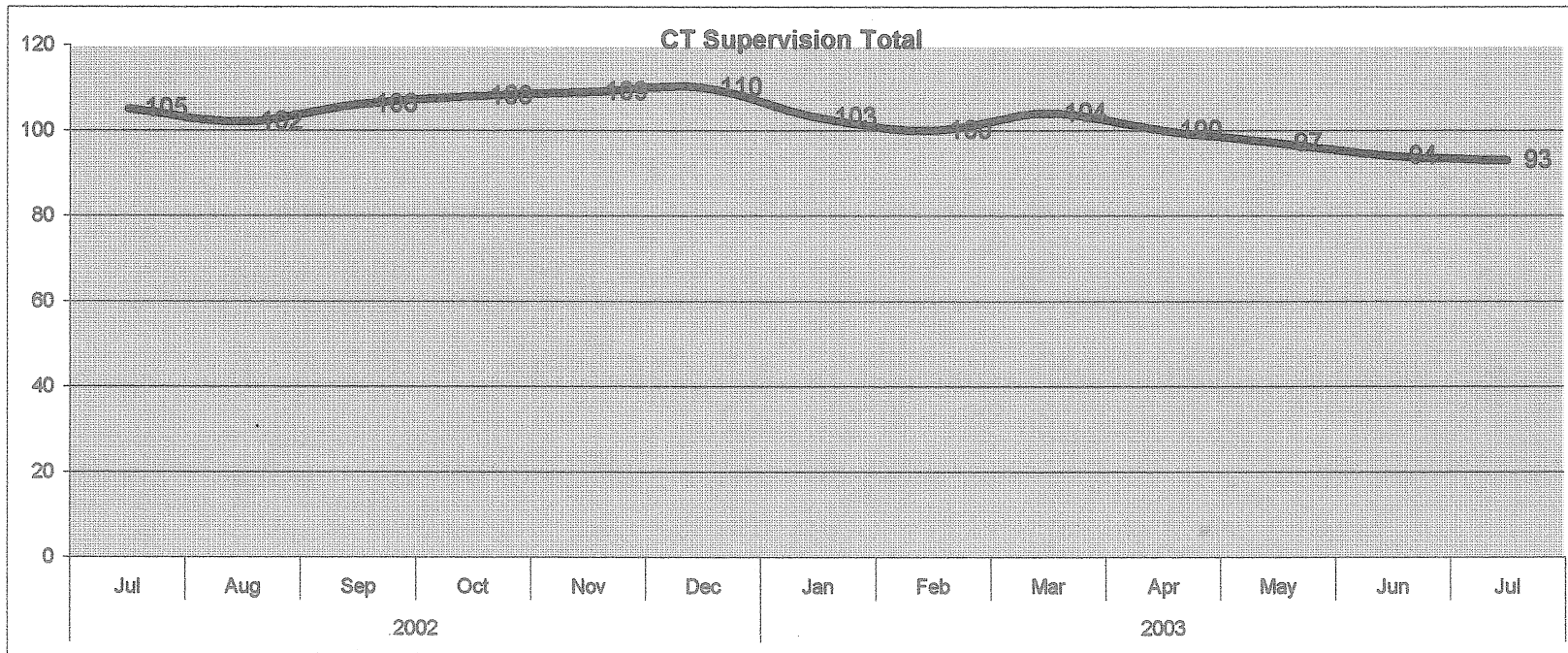


Parole Supervision Caseload

July 31, 2003

Special Management Supervision Caseload

	2002						2003						
	Jul	Aug	Sep	Oct	Nov	Dec	Jan	Feb	Mar	Apr	May	Jun	Jul
CT Parolees Supervised in CT	88	87	92	93	91	91	88	88	91	90	87	84	82
Out Of State Parolees Supervised in CT	17	15	14	15	18	19	15	12	13	10	10	10	11
CT Supervision Total:	105	102	106	108	109	110	103	100	104	100	97	94	93
Parole Violators Confined	16	15	12	23	25	23	25	21	20	10	13	18	16
GRAND TOTAL	121	117	118	131	134	133	128	121	124	110	110	112	109



Violation Reports

July 1, 2003 - July 31, 2003

<i>Office</i>	<i>Parole Officer</i>	<i>Absconder</i>	<i>Criminal</i>	<i>Technical</i>	<i>Total</i>
<i>Bridgeport</i>					
	Barry	2	1	2	5
	DeLucia		2		2
	Emielita	1	1		2
	Greene			1	1
	Holmes		1		1
	Johnson		2		2
	O'Reilly		3		3
	Tomaszewski		5		5
	Office Total	3	15	3	21
<i>Hartford</i>					
	Anderson	1	4	1	6
	Banas		1	2	3
	Casanova	1	3	1	5
	Edwards		7	1	8
	Fleming		1		1
	Hill	1	1	4	6
	Mills	1		2	3
	Szydlo		1	1	2
	Office Total	4	18	12	34
<i>Interstate Compact</i>					
	Johnson, T		1		1
	Office Total		1		1
<i>New Haven</i>					
	Boleski		1	1	2
	DeLucia			1	1
	Griffin			2	2
	Hogan	2	3		5
	Kelly			1	1

Friday, August 08, 2003

<i>Office</i>	<i>Parole Officer</i>	<i>Absconder</i>	<i>Criminal</i>	<i>Technical</i>	<i>Total</i>
Nelson		1			1
Runlett			1	1	2
Sprawling			1		1
Watts			2		2
Office Total		3	8	6	17
<i>Special Management</i>					
DeLucia		1			1
Griffin		1			1
McCown		1			1
Office Total		3			3
<i>Waterbury</i>					
Defeo		1	4		5
Fernandes		1		1	2
Krupa		1	1		2
Lawlor			2		2
McCown		2	1	1	4
O'Connor			4	3	7
Romano		1	1		2
Wood		1	2		3
Office Total		7	15	5	27
<i>Grand Total</i>		20	57	26	103

** Source: Hearings Division Warrant Requests and Interstate Reports*