

STATE OF CONNECTICUT

Connecticut Parole and Community Services  
**Monthly Report**



**June 2003**

*(June 2002 to June 2003)*

Prepared by  
*Jerry Stowell*

FOR  
BOARD OF PARDONS & PAROLES (BOPP)  
AND  
DEPARTMENT OF CORRECTION (DOC)  
Parole and Community Services Division

**Correctional Population and Parole Eligibility  
June 30, 2003**

**Confined Population**

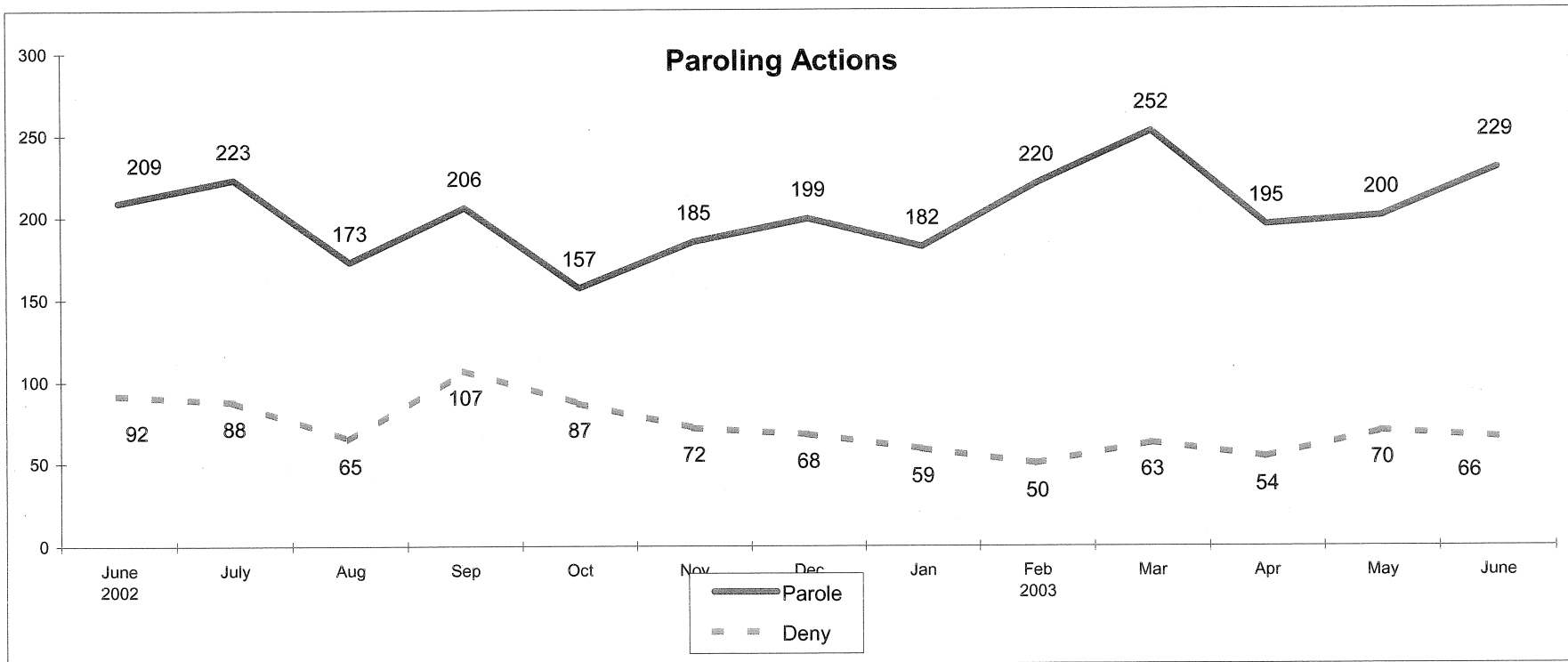
	<b>18,567</b>		
(Unsentenced and Special Inmates)	(3,888)	Balance	14,679
(Sentences 2 Years & Less, Cuscom, New Admits)	(4,837)	Balance	9,842
(Parole Ineligible, crime committed)	(675)	Balance	9,167
(SRG Classification)	(294)	Balance	8,873
(Wright Decision Cases)	(429)	Balance	8,444
(Level 5 Classification)	(92)	Balance	8,352
(Chronic Disciplinary Unit Classification)	(56)		

**Population Eligible for Parole Consideration 8,296**

**Connecticut Board of Parole  
Hearings Division Monthly Statistics  
June 30, 2003**

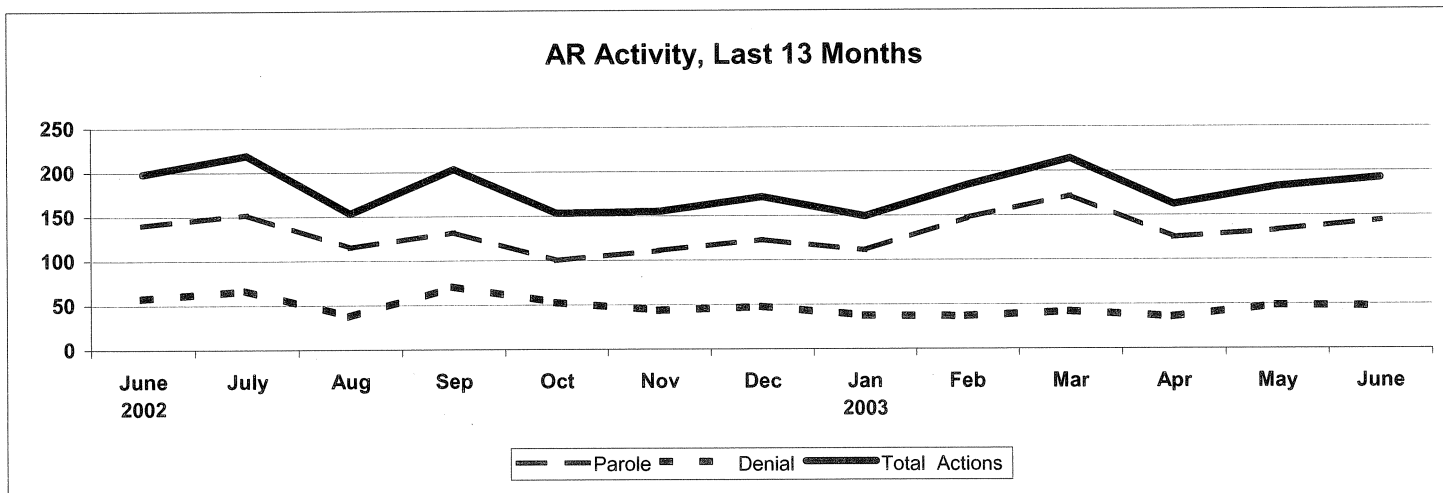
	2002							2003					12 Mo.	
	June	July	Aug	Sep	Oct	Nov	Dec	Jan	Feb	Mar	Apr	May	June	Totals
<b>Full Panel Actions</b>														
<b>Parole</b>	69	71	58	74	57	74	76	71	73	80	70	67	85	856
<b>Deny</b>	34	21	27	36	34	28	20	21	13	21	18	21	18	278
<b>Medical Parole</b>	0	0	0	0	0	0	0	0	0	0	0	0	0	0
<b>Revoke</b>	55	50	66	31	60	59	35	37	34	42	34	29	24	501
<b>Revoke &amp; Reparole</b>	28	21	24	24	33	42	24	38	28	29	31	24	17	335
<b>Rescind</b>	5	6	10	7	9	7	5	4	4	4	3	6	3	68
<b>Rescind &amp; Reparole</b>	10	11	7	11	18	17	16	9	7	12	10	1	6	125
<b>Early Parole Discharge</b>	0	0	0	0	0	0	0	0	0	0	0	0	0	0
<b>Total Full Panel Actions</b>	201	180	192	183	211	227	176	180	159	188	166	148	153	2163
<b>Administrative Review Actions</b>														
<b>Parole</b>	140	152	115	132	100	111	123	111	147	172	125	133	144	1565
<b>Deny</b>	58	67	38	71	53	44	48	38	37	42	36	49	48	571
<b>Total Admin. Review Actions</b>	198	219	153	203	153	155	171	149	184	214	161	182	192	2136
<b>Staff Actions</b>														
<b>Case Review</b>	27	16	25	33	17	19	14	12	13	30	12	51	30	272
<b>Review &amp; Reschedule</b>	208	337	185	245	155	256	105	246	307	241	252	247	181	2757
<b>Close Interest</b>	41	65	31	52	37	78	21	82	92	40	50	55	59	662
<b>Total Actions</b>	675	817	586	716	573	735	487	669	755	713	641	683	615	7990
<b>Total Hearing Dates</b>	18	19	20	20	18	20	19	21	19	19	19	18	17	229
<b>Parole Grant Rate</b>														
<b>Full Panels</b>	67%	77%	68%	67%	63%	73%	79%	77%	85%	79%	80%	76%	83%	75%
<b>Administrative Reviews</b>	71%	69%	75%	65%	65%	72%	72%	74%	80%	80%	78%	73%	75%	73%

**Connecticut Board of Parole  
Hearings Division Monthly Statistics  
June 30, 2003**



**Connecticut Board of Parole  
Hearings Division Monthly Statistics  
Administrative Reviews  
June 30, 2003**

	2002			2003									
	June	July	Aug	Sep	Oct	Nov	Dec	Jan	Feb	Mar	Apr	May	June
<b>Parole</b>	140	152	115	132	100	111	123	111	147	172	125	133	144
<b>Denial</b>	58	67	38	71	53	44	48	38	37	42	36	49	48
<b>Medical Parole</b>	0	0	0	0	0	0	0	0	0	0	0	1	0
<b>Total Actions</b>	198	219	153	203	153	155	171	149	184	214	162	182	192



**Connecticut Board of Parole  
Hearings Division Monthly Statistics**

**Current Location**

**June 30, 2003**

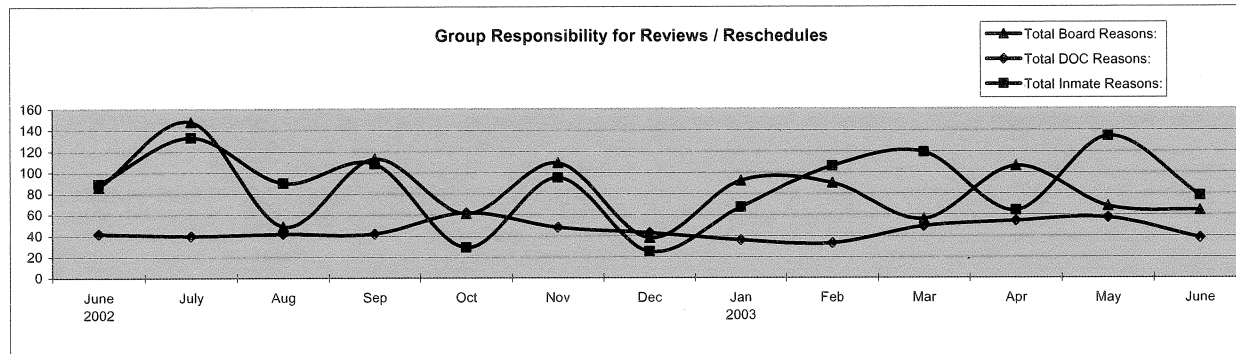
**Persons Granted Parole via Administrative Reviews**

**Granting Month**

Location	2002						2003						12 mo. Total	
	June	July	Aug	Sep	Oct	Nov	Dec	Jan	Feb	Mar	Apr	May		June
CT Parole Supervision	17	19	22	10	1	14	17	16	8	33	16	6	8	170
Out-of State Parole Supervision	0	0	1	0	0	1	0	1	0	0	1	0	0	4
Abscond from Parole	0	1	0	0	0	0	0	0	0	0	0	0	0	1
Halfway House	3	5	0	2	4	5	3	6	5	2	6	2	5	45
Confined in CT, to be Released	115	122	92	116	93	90	97	86	131	133	97	115	130	1302
Confined, Out of State	0	0	0	0	0	0	0	0	0	0	0	0	0	0
Furlough	0	0	0	0	0	0	0	0	0	0	0	0	0	0
Escaped, Prior to Release	0	0	0	0	0	0	0	0	0	0	0	0	0	0
Reconfined	0	0	0	0	0	0	0	0	0	0	0	0	0	0
TS	0	0	0	0	0	0	0	0	0	0	0	0	0	0
Discharged	0	0	0	0	0	0	1	0	0	4	1	3	1	10
Virginia	5	5	0	4	2	0	4	2	3	0	5	7	0	32
Medical Hospital	0	0	0	0	0	1	0	0	0	0	0	0	0	1
<b>Total</b>	<b>140</b>	<b>152</b>	<b>115</b>	<b>132</b>	<b>100</b>	<b>111</b>	<b>122</b>	<b>111</b>	<b>147</b>	<b>172</b>	<b>126</b>	<b>133</b>	<b>144</b>	<b>1565</b>

**Connecticut Board of Parole  
Types of Review and Rescheduling Activities  
June 2003**

	2002						2003						
	June	July	Aug	Sep	Oct	Nov	Dec	Jan	Feb	Mar	Apr	May	June
<b><u>Inmate-Related Reasons:</u></b>													
<b><u>Regular Hearings</u></b>													
In Seg/Punitive Seg	11	14	6	12	4	10	3	5	13	11	6	3	1
Inmate's Request	0	0	0	0	0	0	0	1	0	1	0	0	0
Pending Charges	22	36	26	28	3	37	3	22	37	41	19	23	16
Pending DR	0	0	0	0	0	0	0	0	0	0	0	0	0
SRG Affiliation	11	46	18	18	2	10	2	22	37	16	10	40	13
Pending Waiver	0	0	0	0	0	0	0	0	0	0	0	0	0
85% Status	17	13	12	13	0	14	1	1	5	15	14	15	14
Case Review	27	16	25	33	17	19	14	12	13	30	12	51	30
<b><u>Revocation Hearings:</u></b>													
Attorney	0	0	0	0	0	2	0	0	0	1	1	0	1
Pending Charges	1	8	3	4	3	3	2	4	1	4	2	2	3
<b>Total Inmate Reasons:</b>	<b>89</b>	<b>133</b>	<b>90</b>	<b>108</b>	<b>29</b>	<b>95</b>	<b>25</b>	<b>67</b>	<b>106</b>	<b>119</b>	<b>64</b>	<b>134</b>	<b>78</b>
<b><u>DOC-Related Reasons</u></b>													
<b><u>Regular Hearings</u></b>													
Transportation	34	37	40	40	54	43	35	32	25	36	45	40	32
Awaiting MH Evaluation	8	3	2	2	8	5	8	4	8	13	9	17	6
<b>Total DOC Reasons:</b>	<b>42</b>	<b>40</b>	<b>42</b>	<b>42</b>	<b>62</b>	<b>48</b>	<b>43</b>	<b>36</b>	<b>33</b>	<b>49</b>	<b>54</b>	<b>57</b>	<b>38</b>
<b><u>Board-Related Reasons</u></b>													
<b><u>Regular Hearings</u></b>													
Additional Info	16	39	19	26	32	20	17	11	14	21	15	13	20
Additional Offense Info	14	8	5	17	7	7	7	20	11	10	24	17	21
Hearing Cancelled	36	82	9	52	18	55	8	24	17	8	45	21	2
Ineligible-PE date	0	0	0	0	0	0	0	1	0	1	0	0	0
No Parole Package	0	0	0	0	0	0	0	0	0	0	0	0	0
Awaiting Sex Offender Eval	0	0	0	0	0	0	0	0	0	0	0	0	0
Other	20	19	16	18	4	27	6	36	48	16	22	17	21
<b>Total Board Reasons:</b>	<b>86</b>	<b>148</b>	<b>49</b>	<b>113</b>	<b>61</b>	<b>109</b>	<b>38</b>	<b>92</b>	<b>90</b>	<b>56</b>	<b>106</b>	<b>68</b>	<b>64</b>
<b>All Reasons:</b>	<b>217</b>	<b>321</b>	<b>181</b>	<b>263</b>	<b>152</b>	<b>252</b>	<b>106</b>	<b>195</b>	<b>229</b>	<b>224</b>	<b>224</b>	<b>259</b>	<b>180</b>



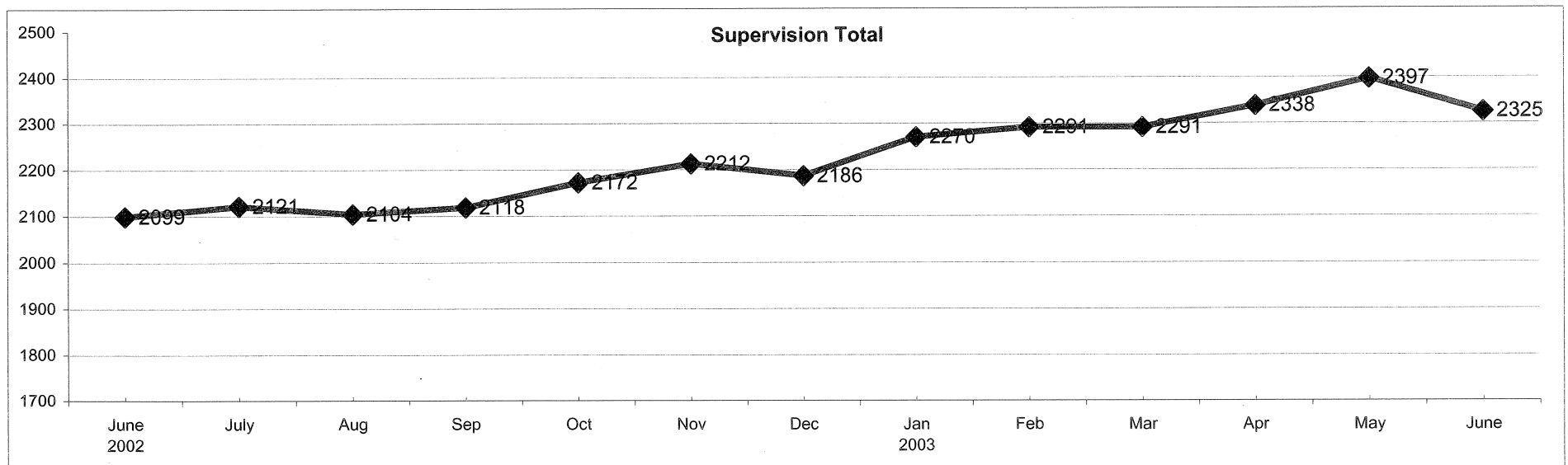
**Parole Granting Rate  
July 2002 - June 2003**

	<b>Full Panel Hearings</b>	<b>Administrative Reviews</b>
<b>July</b>	77%	69%
<b>August</b>	68%	75%
<b>September</b>	67%	65%
<b>October</b>	63%	65%
<b>November</b>	73%	72%
<b>December</b>	79%	72%
<b>January</b>	69%	73%
<b>February</b>	85%	80%
<b>March</b>	79%	80%
<b>April</b>	80%	78%
<b>May</b>	76%	73%
<b>June</b>	83%	75%
<b>Average:</b>	75%	73%





## Connecticut Board of Parole Parole Supervision Caseload June 30, 2003

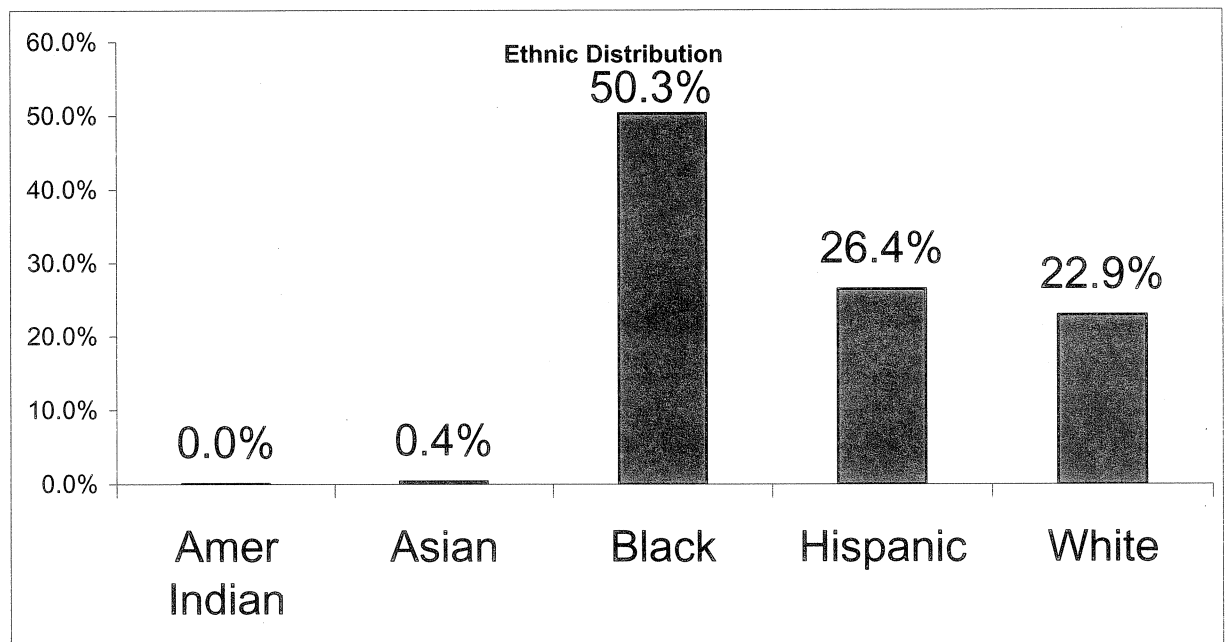
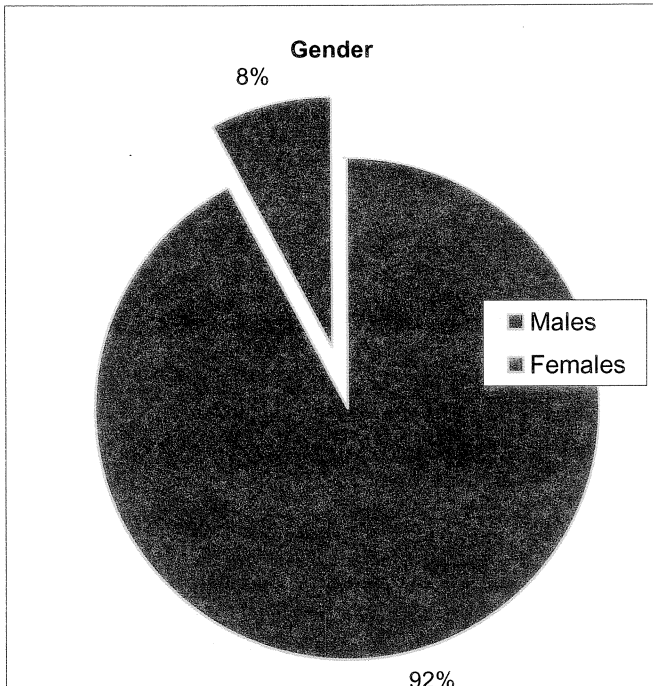
	2002						2003						
	June	July	Aug	Sep	Oct	Nov	Dec	Jan	Feb	Mar	Apr	May	June
<b>CT Parolees Supervised in CT</b>	1767	1788	1777	1787	1840	1879	1842	1923	1948	1945	1996	2046	1979
<b>Out Of State Parolees Supervised in CT</b>	187	189	184	183	189	194	205	203	200	200	194	200	188
<b>CT Supervision Total:</b>	1954	1977	1961	1970	2029	2073	2047	2126	2148	2145	2190	2246	2167
<b>CT Parolees Supervised Out of State</b>	145	144	143	148	143	139	139	144	143	146	148	151	158
<b>Supervision Total:</b>	2099	2121	2104	2118	2172	2212	2186	2270	2291	2291	2338	2397	2325
<b>Parole Violators Confined</b>	306	345	331	353	317	295	294	291	279	268	259	255	264
<b>GRAND TOTAL</b>	2405	2466	2435	2471	2489	2507	2480	2561	2570	2559	2597	2652	2589



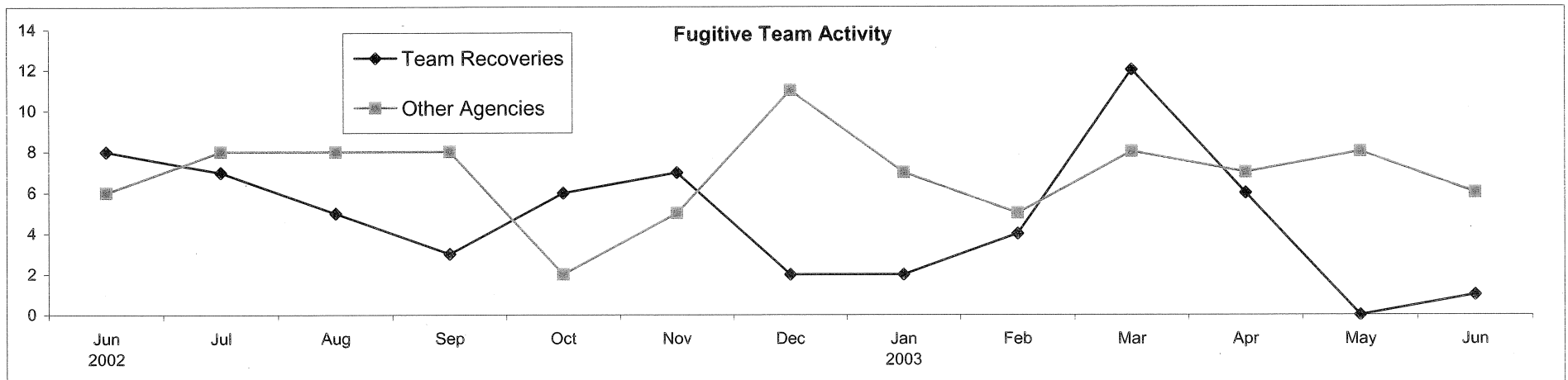
# Connecticut Board of Parole Parole Supervision Caseload June 30, 2003



**Connecticut Board of Parole  
Parole Supervision Caseload  
June 30, 2003**



# Connecticut Board of Parole Parole Supervision Caseload June 30, 2003



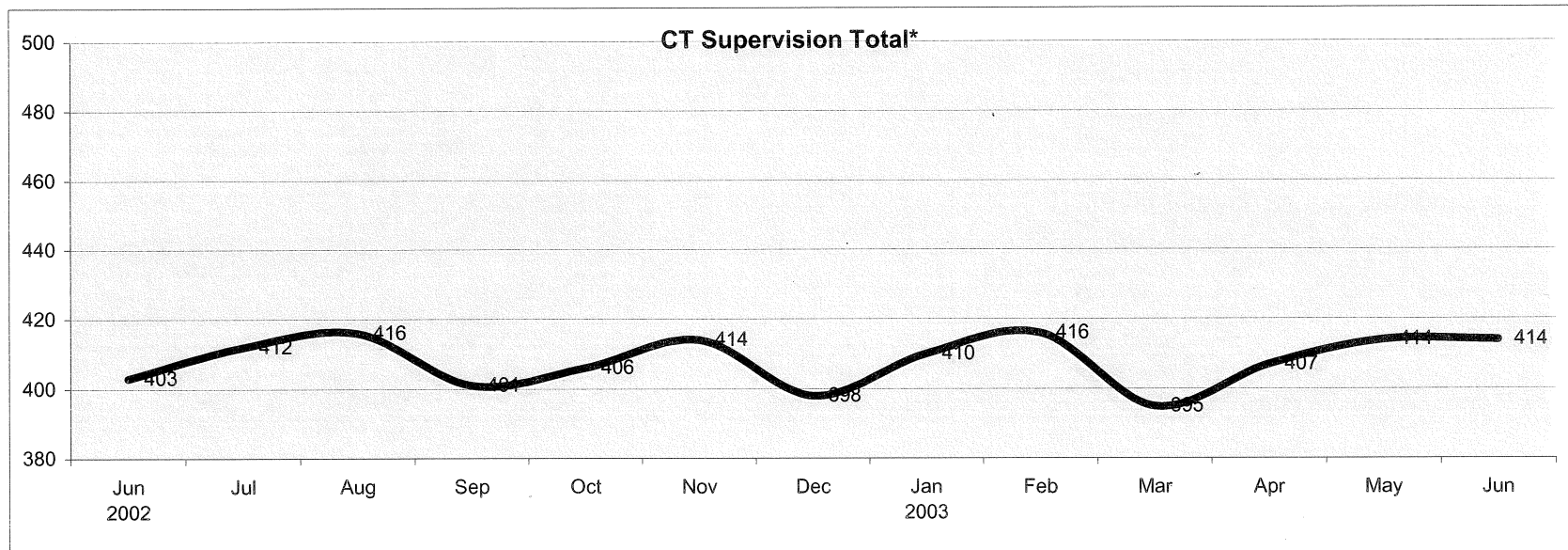
**Connecticut Board of Parole  
Parole Supervision Caseload  
June 30, 2003**

	2002						2003						
	June	July	Aug	Sep	Oct	Nov	Dec	Jan	Feb	Mar	Apr	May	June
<b>Number of Parolees Employed:</b>	1551	1596	1564	1606	1638	1675	1634	1691	1670	1672	1706	1750	1776
<b>Parolees Unemployable:</b>	199	184	191	195	187	185	202	210	215	214	221	224	213
<b>Proportion Employed:</b>	88%	89%	88%	90%	89%	89%	89%	88%	86%	87%	87%	87%	91%
<b>Number Active in Parole Works:</b>	129	126	121	118	128	137	132	144	172	174	174	202	174
<b># Community Service Hours:</b>	852	1419	956	748	1176	1534	1975	2193	1543	1612	1485	1790	766

## Parole Supervision Caseload June 30, 2003

### Bridgeport District Office Supervision Caseload

	2002						2003						
	Jun	Jul	Aug	Sep	Oct	Nov	Dec	Jan	Feb	Mar	Apr	May	Jun
CT Parolees Supervised in CT	362	372	378	362	368	375	357	371	376	355	370	377	379
Out Of State Parolees Supervised in CT	41	40	38	39	38	39	41	39	40	40	37	37	35
<b>CT Supervision Total:</b>	<b>403</b>	<b>412</b>	<b>416</b>	<b>401</b>	<b>406</b>	<b>414</b>	<b>398</b>	<b>410</b>	<b>416</b>	<b>395</b>	<b>407</b>	<b>414</b>	<b>414</b>
Parole Violators Confined	66	75	54	59	57	47	55	46	45	43	30	40	46
<b>GRAND TOTAL</b>	<b>469</b>	<b>487</b>	<b>470</b>	<b>460</b>	<b>463</b>	<b>461</b>	<b>453</b>	<b>456</b>	<b>461</b>	<b>438</b>	<b>437</b>	<b>454</b>	<b>460</b>

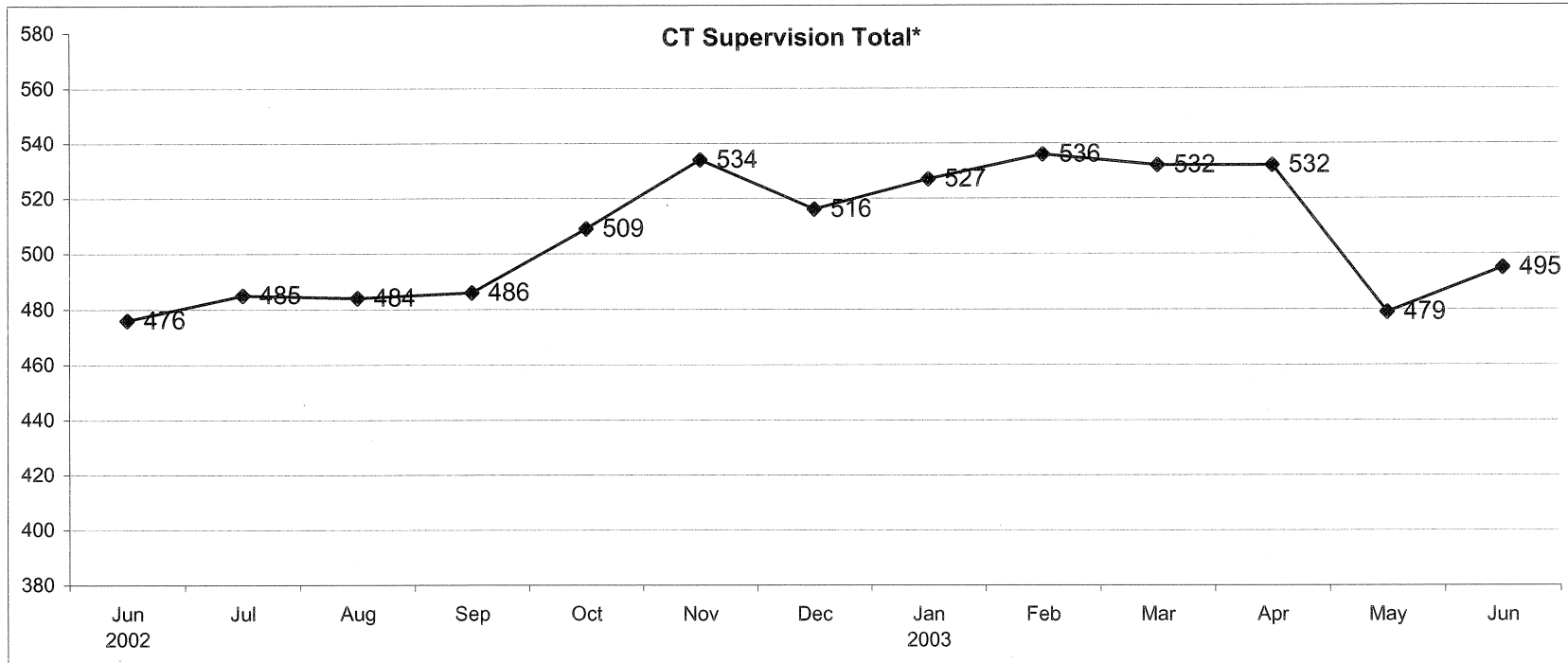


# Parole Supervision Caseload

## June 30, 2003

### Hartford District Office Supervision Caseload

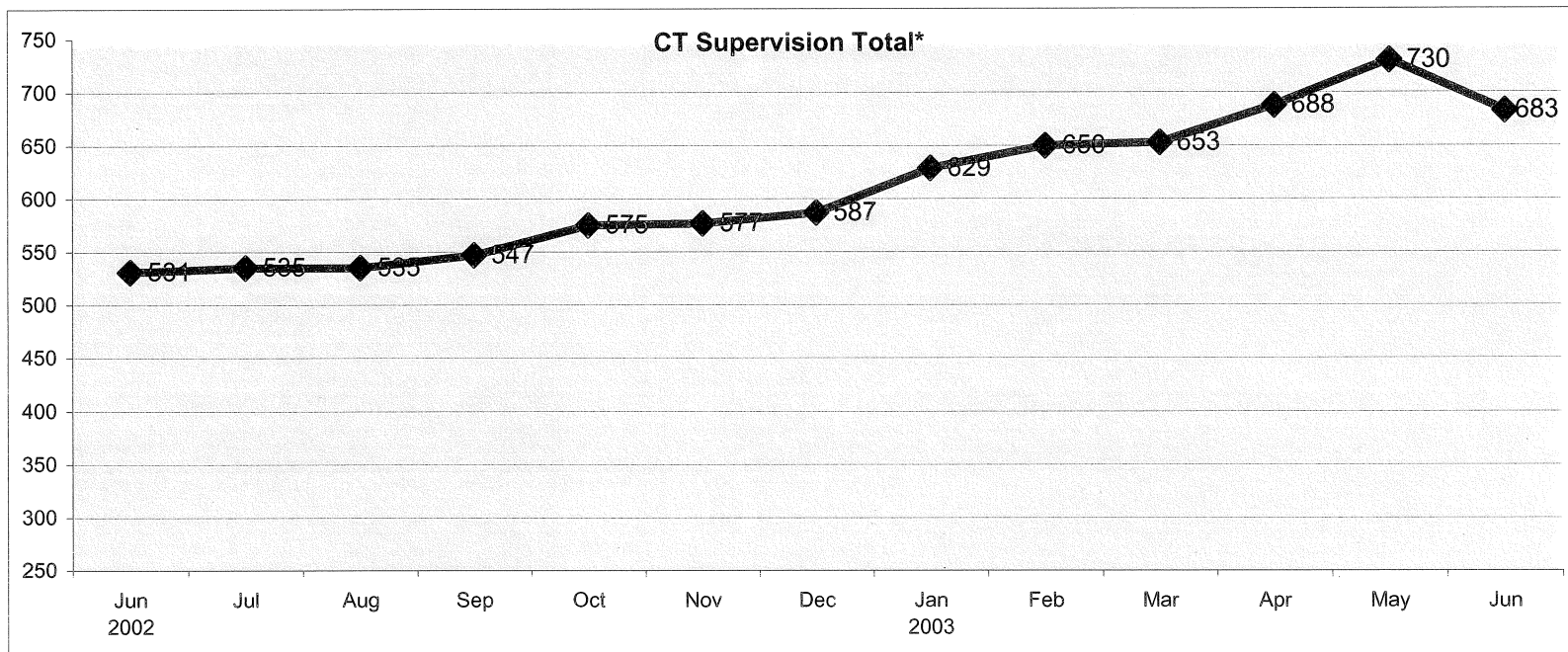
	2002							2003						
	Jun	Jul	Aug	Sep	Oct	Nov	Dec	Jan	Feb	Mar	Apr	May	Jun	
<b>CT Parolees Supervised in CT</b>	436	439	438	443	462	486	466	479	488	485	483	432	441	
<b>Out Of State Parolees Supervised in CT</b>	40	46	46	43	47	48	50	48	48	47	49	47	54	
<b>CT Supervision Total:</b>	476	485	484	486	509	534	516	527	536	532	532	479	495	
<b>Parole Violators Confined</b>	99	123	130	135	108	105	99	114	103	99	103	89	79	
<b>GRAND TOTAL</b>	575	608	614	621	617	639	615	641	639	631	635	568	574	



## Parole Supervision Caseload June 30, 2003

### New Haven District Office Supervision Caseload

	2002						2003						
	Jun	Jul	Aug	Sep	Oct	Nov	Dec	Jan	Feb	Mar	Apr	May	Jun
<b>CT Parolees Supervised in CT</b>	478	484	484	490	519	523	532	571	593	597	631	672	630
<b>Out Of State Parolees Supervised in CT</b>	53	51	51	57	56	54	55	58	57	56	57	58	53
<b>CT Supervision Total:</b>	531	535	535	547	575	577	587	629	650	653	688	730	683
<b>Parole Violators Confined</b>	71	78	81	86	106	85	84	87	82	76	73	75	67
<b>GRAND TOTAL</b>	602	613	616	633	681	662	671	716	732	729	761	805	750



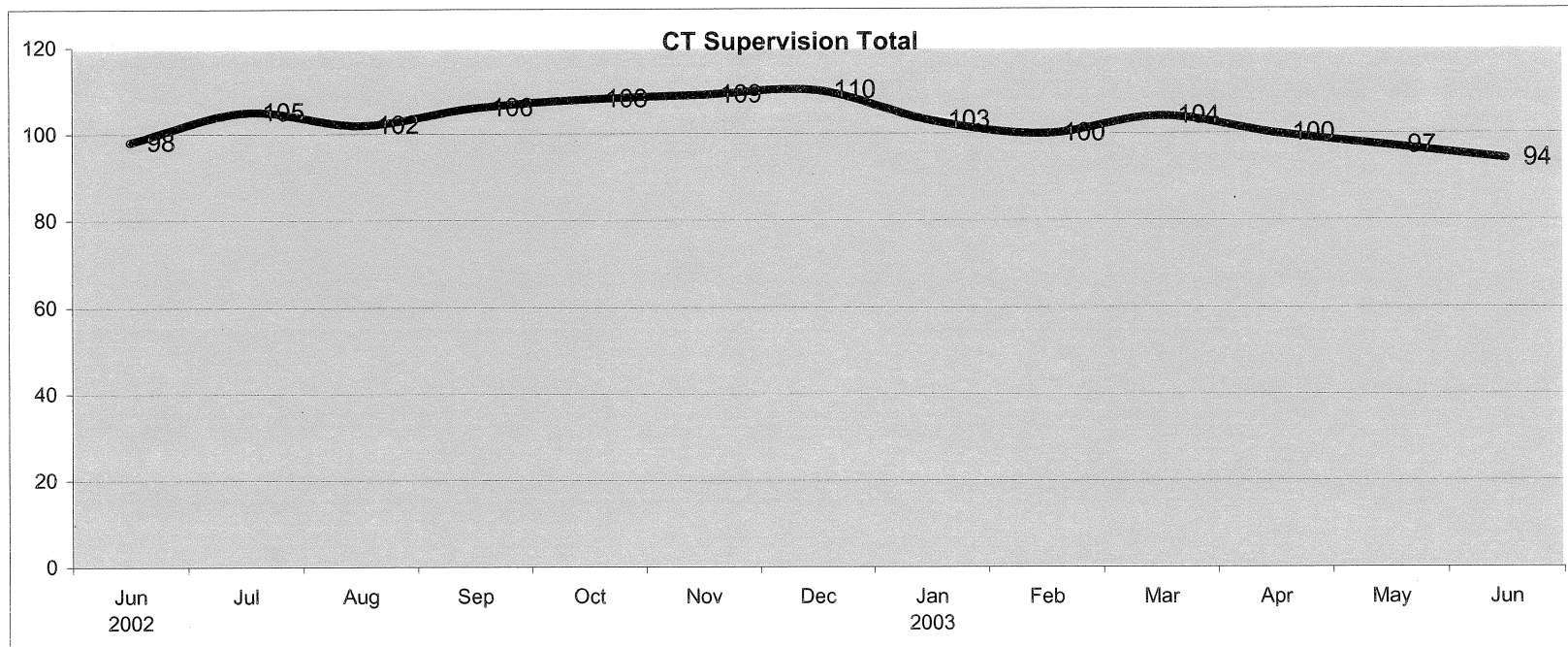


# Parole Supervision Caseload

## June 30, 2003

### Special Management Supervision Caseload

	2002						2003						
	Jun	Jul	Aug	Sep	Oct	Nov	Dec	Jan	Feb	Mar	Apr	May	Jun
<b>CT Parolees Supervised in CT</b>	81	88	87	92	93	91	91	88	88	91	90	87	84
<b>Out Of State Parolees Supervised in CT</b>	17	17	15	14	15	18	19	15	12	13	10	10	10
<b>CT Supervision Total:</b>	98	105	102	106	108	109	110	103	100	104	100	97	94
<b>Parole Violators Confined</b>	15	16	15	12	23	25	23	25	21	20	10	13	18
<b>GRAND TOTAL</b>	113	121	117	118	131	134	133	128	121	124	110	110	112

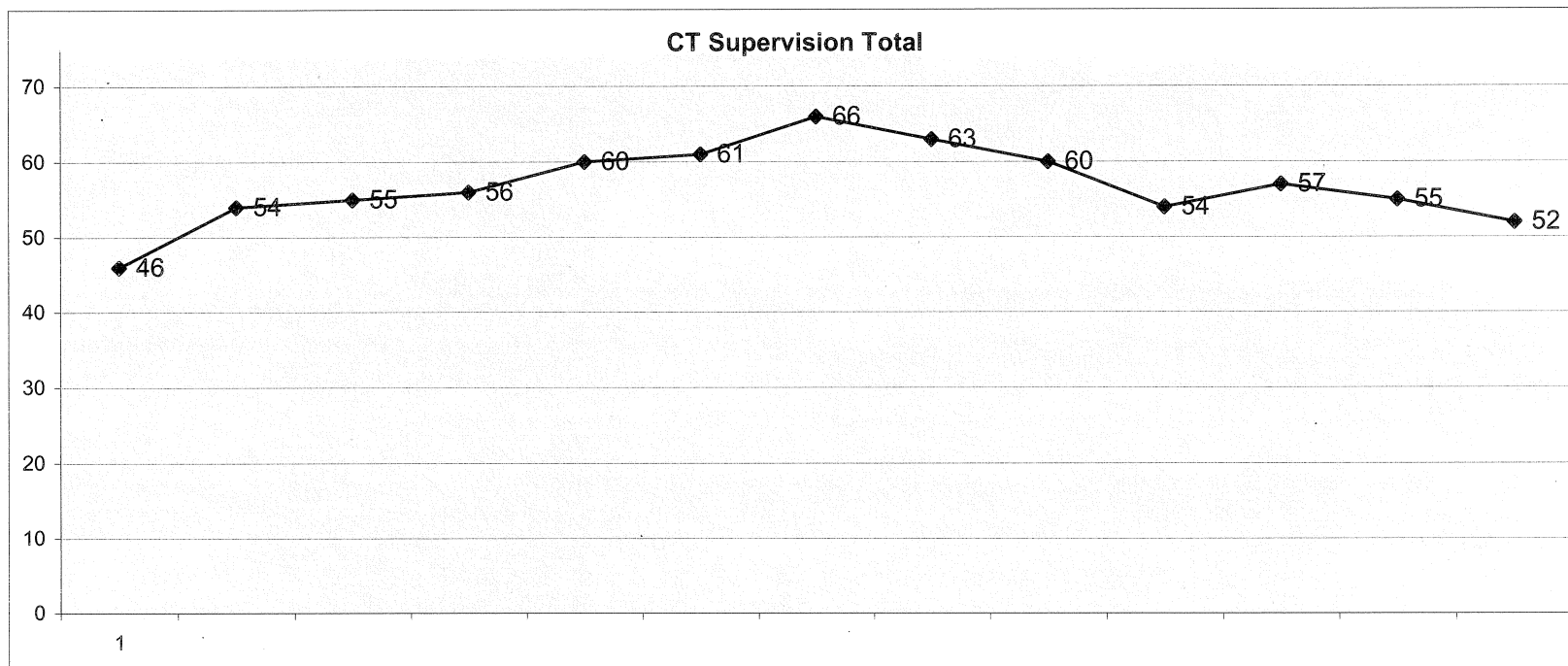


# Parole Supervision Caseload

## June 30, 2003

### Zero Tolerance Caseload

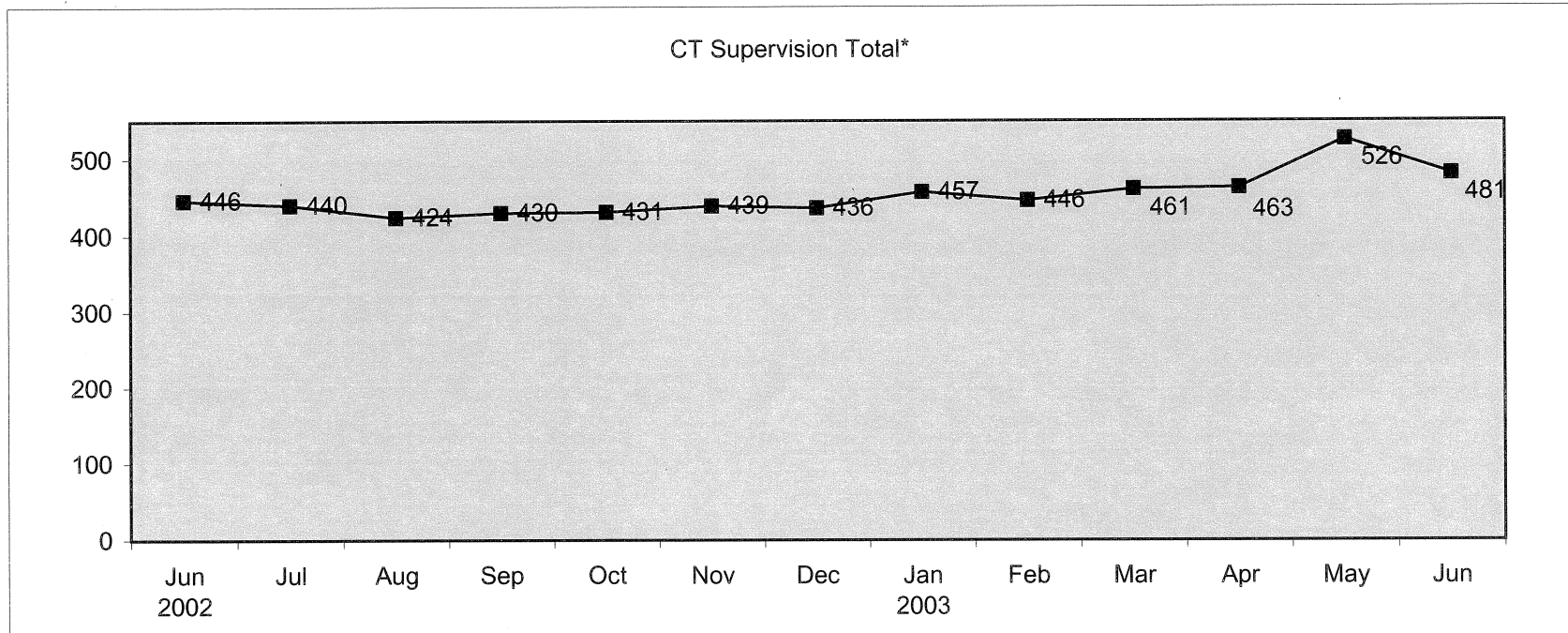
							2001					2002	
	####	####	####	####	####	#REF!	####	####	####	####	####	####	####
CT Parolees Supervised in CT	44	52	55	56	60	61	66	63	60	54	57	55	52
Out Of State Parolees Supervised in CT	2	2	0	0	0	0	0	0	0	0	0	0	0
CT Supervision Total:	46	54	55	56	60	61	66	63	60	54	57	55	52
Parole Violators Confined													
GRAND TOTAL	49	55	60	61	64	64	69	68	66	61	66	57	60



## Parole Supervision Caseload June 30, 2003

### Waterbury Caseload

	2002						2003						
	Jun	Jul	Aug	Sep	Oct	Nov	Dec	Jan	Feb	Mar	Apr	May	Jun
<b>CT Parolees Supervised in CT</b>	410	405	390	400	398	404	396	414	403	417	422	478	445
<b>Out Of State Parolees Supervised in CT</b>	36	35	34	30	33	35	40	43	43	44	41	48	36
<b>CT Supervision Total:</b>	446	440	424	430	431	439	436	457	446	461	463	526	481
<b>Parole Violators Confined</b>	48	50	46	41	44	34	30	24	34	33	41	46	52
<b>GRAND TOTAL</b>	494	490	470	471	475	473	466	481	480	494	504	572	533



# Violation Reports

June 1, 2003 - June 30, 2003

<i>Office</i>	<i>Parole Officer</i>	<i>Absconder</i>	<i>Criminal</i>	<i>Technical</i>	<i>Total</i>
<i>Bridgeport</i>					
	Barry		1	3	4
	DeLucia		6		6
	Emielita	1	2	1	4
	Holmes		2		2
	Johnson		1		1
	O'Reilly		3		3
	Tomaszewski		1	1	2
	Office Total	1	16	5	22
<i>Hartford</i>					
	Anderson	1			1
	Banas	1	1		2
	Casanova	1	2	2	5
	Edwards		5	2	7
	Greene		1		1
	Hill		1	1	2
	Hyman		3	2	5
	Knapp			1	1
	Szydlo	3	1		4
	Office Total	6	14	8	28
<i>New Haven</i>					
	Duca			1	1
	Hogan		1		1
	Runlett	2	1	2	5
	Sprawling		1		1
	Watts		3		3
	Office Total	2	6	3	11
<i>Special Management</i>					
	Boleski		1	1	2

Friday, July 11, 2003

<i>Office</i>	<i>Parole Officer</i>	<i>Absconder</i>	<i>Criminal</i>	<i>Technical</i>	<i>Total</i>
	Noto		1	1	2
	Office Total		2	2	4
<i>Waterbury</i>					
	Fernandes			1	1
	Krupa		2	2	4
	Lawlor	1			1
	McCown			1	1
	O'Connor		3		3
	Romano		2		2
	Office Total	1	7	4	12
<i>Grand Total</i>		10	45	22	77

*\* Source: Hearings Division Warrant Requests and Interstate Reports*