


# STATE OF CONNECTICUT

## Connecticut Parole and Community Services Monthly Report



**April 2003**

*(April 2002 to April 2003)*

Prepared by  
*Jerry Stowell*

FOR  
BOARD OF PARDONS & PAROLES (BOPP)  
AND  
DEPARTMENT OF CORRECTION (DOC)  
Parole and Community Services Division

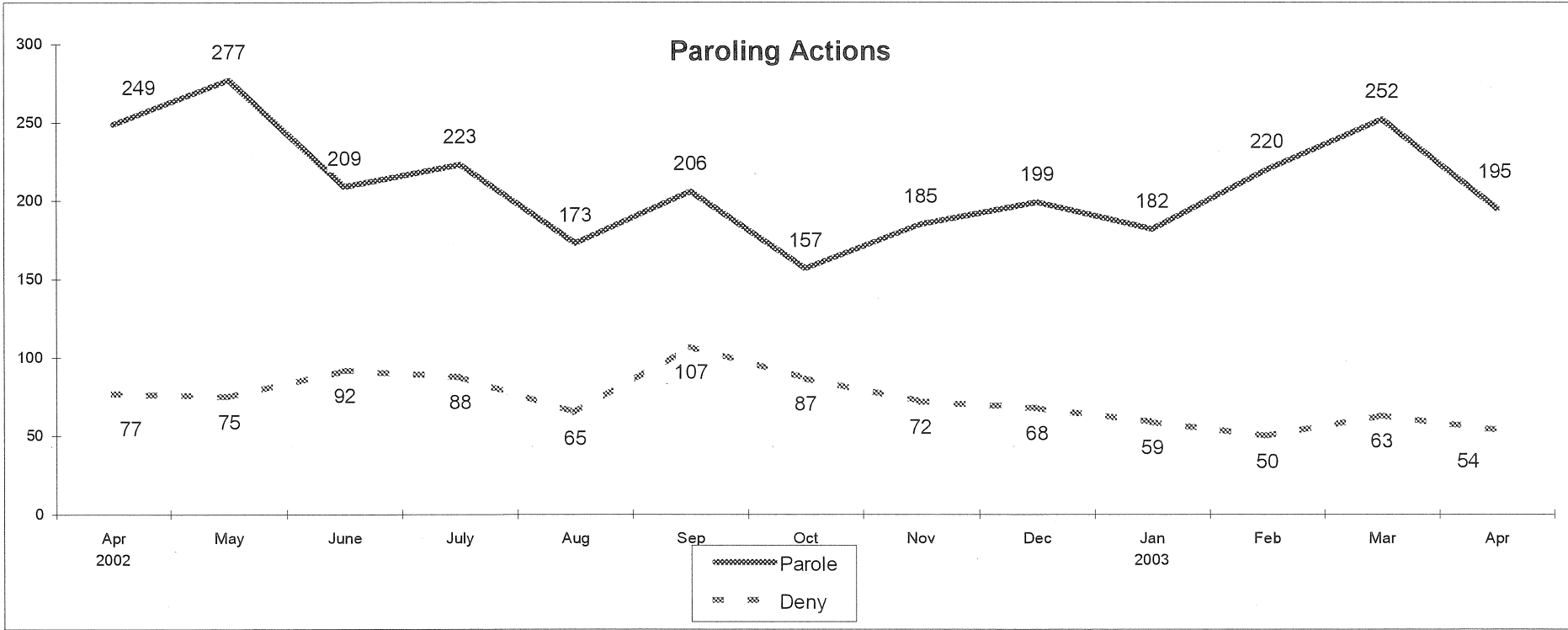
**Correctional Population and Parole Eligibility  
April 30, 2003**

<b>Confined Population</b>	<b>18,722</b>		
(Unsentenced and Special Inmates)	(3,798)	Balance	14,924
(Sentences 2 Years & Less, Cuscom, New Admits)	(5,032)	Balance	9,892
(Parole Ineligible, crime committed)	(670)	Balance	9,222
(SRG Classification)	(300)	Balance	8,922
(Wright Decision Cases)	(433)	Balance	8,489
(Level 5 Classification)	(90)	Balance	8,399
(Chronic Disciplinary Unit Classification)	(53)		
<b>Population Eligible for Parole Consideration</b>	<b>8,346</b>		

**Connecticut Board of Parole  
Hearings Division Monthly Statistics  
April 30, 2003**

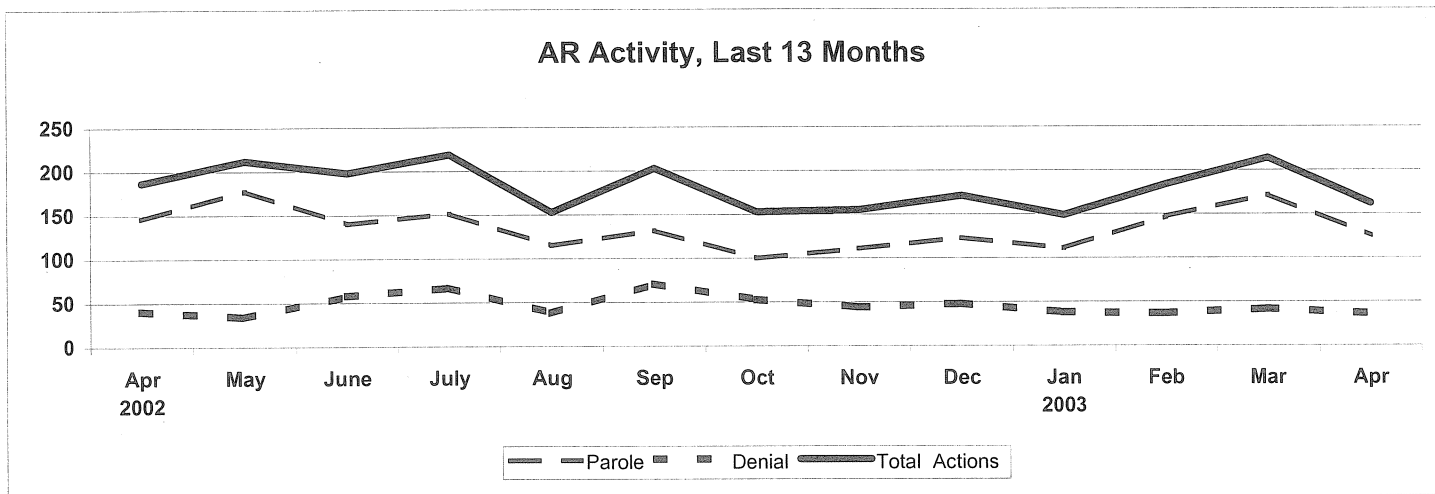
	2002							2003						12 Mo.
	Apr	May	June	July	Aug	Sep	Oct	Nov	Dec	Jan	Feb	Mar	Apr	Totals
<b>Full Panel Actions</b>														
Parole	103	99	69	71	58	74	57	74	76	71	73	80	70	872
Deny	36	41	34	21	27	36	34	28	20	21	13	21	18	314
Medical Parole	0	0	0	0	0	0	0	0	0	0	0	0	0	0
Revoke	39	55	55	50	66	31	60	59	35	37	34	42	34	558
Revoke & Reparole	24	19	28	21	24	24	33	42	24	38	28	29	31	341
Rescind	11	9	5	6	10	7	9	7	5	4	4	4	3	73
Rescind & Reparole	4	13	10	11	7	11	18	17	16	9	7	12	10	141
Early Parole Discharge	0	0	0	0	0	0	0	0	0	0	0	0	0	0
<b>Total Full Panel Actions</b>	217	236	201	180	192	183	211	227	176	180	159	188	166	2299
<b>Administrative Review Actions</b>														
Parole	146	178	140	152	115	132	100	111	123	111	147	172	125	1606
Deny	41	34	58	67	38	71	53	44	48	38	37	42	36	566
<b>Total Admin. Review Actions</b>	187	212	198	219	153	203	153	155	171	149	184	214	161	2172
<b>Staff Actions</b>														
Case Review	40	17	27	16	25	33	17	19	14	12	13	30	12	235
Review & Reschedule	296	278	208	337	185	245	155	256	105	246	307	241	252	2815
Close Interest	126	66	41	65	31	52	37	78	21	82	92	40	50	655
<b>Total Actions</b>	866	809	675	817	586	716	573	735	487	669	755	713	641	8176
<b>Total Hearing Dates</b>	21	20	18	19	20	20	18	20	19	21	19	19	19	232
<b>Parole Grant Rate</b>														
Full Panels	74%	71%	67%	77%	68%	67%	63%	73%	79%	77%	85%	79%	80%	74%
Administrative Reviews	78%	84%	71%	69%	75%	65%	65%	72%	72%	74%	80%	80%	78%	74%

# Connecticut Board of Parole Hearings Division Monthly Statistics April 30, 2003



**Connecticut Board of Parole  
Hearings Division Monthly Statistics  
Administrative Reviews  
April 30, 2003**

	2002							2003					
	Apr	May	June	July	Aug	Sep	Oct	Nov	Dec	Jan	Feb	Mar	Apr
<b>Parole</b>	146	178	140	152	115	132	100	111	123	111	147	172	125
<b>Denial</b>	41	34	58	67	38	71	53	44	48	38	37	42	36
<b>Medical Parole</b>	0	0	0	0	0	0	0	0	0	0	0	0	0
<b>Total Actions</b>	187	212	198	219	153	203	153	155	171	149	184	214	162



**Connecticut Board of Parole  
Hearings Division Monthly Statistics**

**Current Location**

**April 30, 2003**

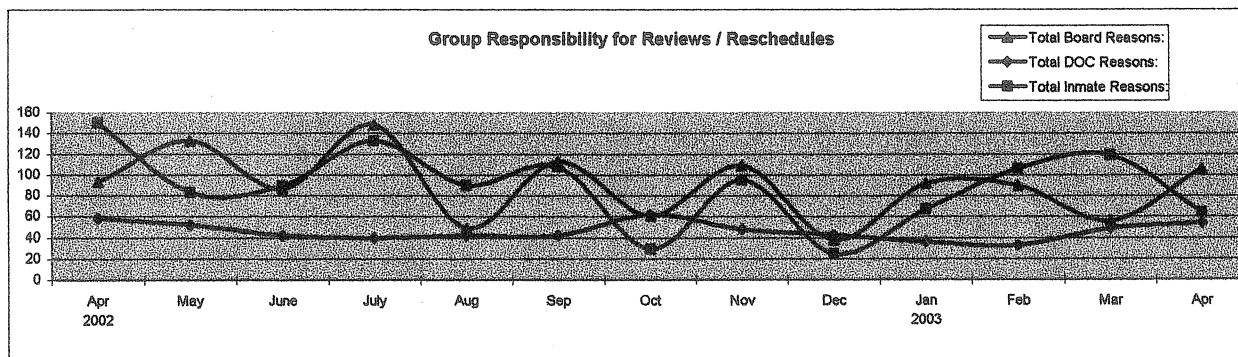
**Persons Granted Parole via Administrative Reviews**

**Granting Month**

Location	2002					2003								12 mo. Total
	Apr	May	June	July	Aug	Sep	Oct	Nov	Dec	Jan	Feb	Mar	Apr	
CT Parole Supervision	4	6	17	19	22	10	1	14	17	16	8	33	16	179
Out-of State Parole Supervision	0	0	0	0	1	0	0	1	0	1	0	0	1	4
Abscond from Parole	0	0	0	1	0	0	0	0	0	0	0	0	0	1
Halfway House	8	10	3	5	0	2	4	5	3	6	5	2	6	51
Confined in CT, to be Released	129	159	115	122	92	116	93	90	97	86	131	133	97	1331
Confined, Out of State	0	0	0	0	0	0	0	0	0	0	0	0	0	0
Furlough	0	0	0	0	0	0	0	0	0	0	0	0	0	0
Escaped, Prior to Release	0	0	0	0	0	0	0	0	0	0	0	0	0	0
Reconfined	0	0	0	0	0	0	0	0	0	0	0	0	0	0
TS	0	0	0	0	0	0	0	0	0	0	0	0	0	0
Discharged	0	3	0	0	0	0	0	0	1	0	0	4	1	9
Virginia	5	0	5	5	0	4	2	0	4	2	3	0	0	25
Medical Hospital	0	0	0	0	0	0	0	1	0	0	0	0	5	6
<b>Total</b>	<b>146</b>	<b>178</b>	<b>140</b>	<b>152</b>	<b>115</b>	<b>132</b>	<b>100</b>	<b>111</b>	<b>122</b>	<b>111</b>	<b>147</b>	<b>172</b>	<b>126</b>	<b>1606</b>

**Connecticut Board of Parole  
Types of Review and Rescheduling Activities  
April 2003**

	2002						2003						
	Apr	May	June	July	Aug	Sep	Oct	Nov	Dec	Jan	Feb	Mar	Apr
<b><u>Inmate-Related Reasons:</u></b>													
<b><u>Regular Hearings</u></b>													
In Seg/Punitive Seg	7	12	11	14	6	12	4	10	3	5	13	11	6
Inmate's Request	1	1	0	0	0	0	0	0	0	1	0	1	0
Pending Charges	47	19	22	36	26	28	3	37	3	22	37	41	19
Pending DR	0	0	0	0	0	0	0	0	0	0	0	0	0
SRG Affiliation	27	15	11	46	18	18	2	10	2	22	37	16	10
Pending Waiver	0	0	0	0	0	0	0	0	0	0	0	0	0
85% Status	23	15	17	13	12	13	0	14	1	1	5	15	14
Case Review	40	17	27	16	25	33	17	19	14	12	13	30	12
<b><u>Revocation Hearings:</u></b>													
Attorney	0	0	0	0	0	0	0	2	0	0	0	1	1
Pending Charges	5	4	1	8	3	4	3	3	2	4	1	4	2
<b>Total Inmate Reasons:</b>	<b>150</b>	<b>83</b>	<b>89</b>	<b>133</b>	<b>90</b>	<b>108</b>	<b>29</b>	<b>95</b>	<b>25</b>	<b>67</b>	<b>106</b>	<b>119</b>	<b>64</b>
<b><u>DOC-Related Reasons</u></b>													
<b><u>Regular Hearings</u></b>													
Transportation	48	46	34	37	40	40	54	43	35	32	25	36	45
Awaiting MH Evaluation	10	6	8	3	2	2	8	5	8	4	8	13	9
<b>Total DOC Reasons:</b>	<b>58</b>	<b>52</b>	<b>42</b>	<b>40</b>	<b>42</b>	<b>42</b>	<b>62</b>	<b>48</b>	<b>43</b>	<b>36</b>	<b>33</b>	<b>49</b>	<b>54</b>
<b><u>Board-Related Reasons</u></b>													
<b><u>Regular Hearings</u></b>													
Additional Info	42	37	16	39	19	26	32	20	17	11	14	21	15
Additional Offense Info	19	20	14	8	5	17	7	7	7	20	11	10	24
Hearing Cancelled	0	52	36	82	9	52	18	55	8	24	17	8	45
Ineligible-PE date	1	1	0	0	0	0	0	0	0	1	0	1	0
No Parole Package	0	0	0	0	0	0	0	0	0	0	0	0	0
Awaiting Sex Offender Eval	0	0	0	0	0	0	0	0	0	0	0	0	0
Other	31	23	20	19	16	18	4	27	6	36	48	16	22
<b>Total Board Reasons:</b>	<b>93</b>	<b>133</b>	<b>86</b>	<b>148</b>	<b>49</b>	<b>113</b>	<b>61</b>	<b>109</b>	<b>38</b>	<b>92</b>	<b>90</b>	<b>56</b>	<b>106</b>
<b>All Reasons:</b>	<b>301</b>	<b>268</b>	<b>217</b>	<b>321</b>	<b>181</b>	<b>263</b>	<b>152</b>	<b>252</b>	<b>106</b>	<b>195</b>	<b>229</b>	<b>224</b>	<b>224</b>



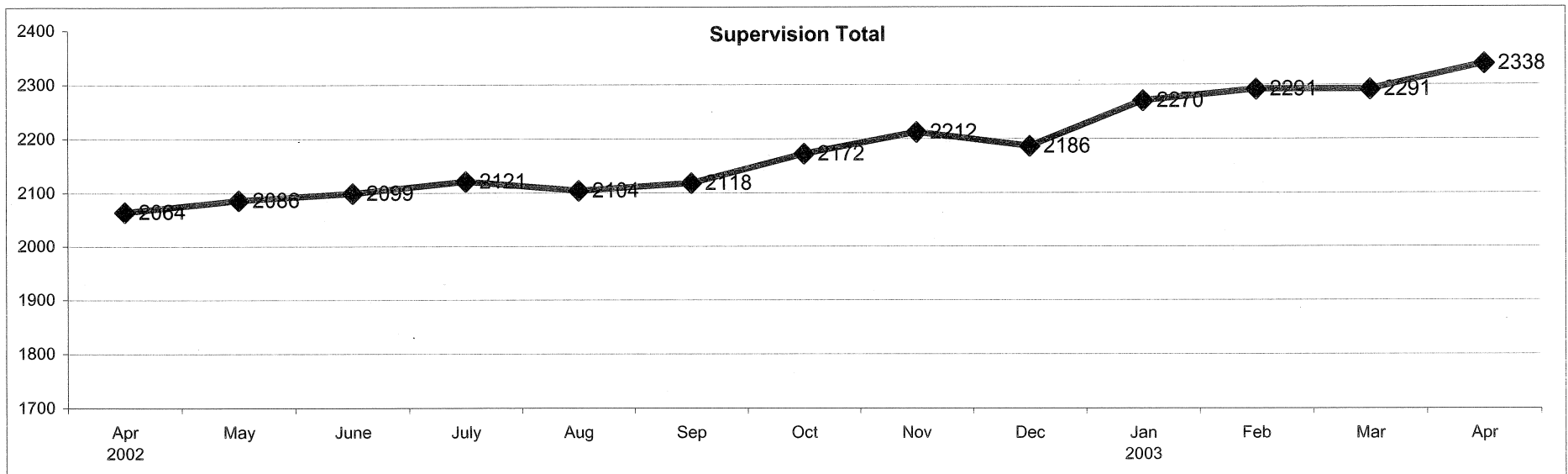
**Parole Granting Rate  
May 2002 - April 2003**

	<b>Full Panel Hearings</b>	<b>Administrative Reviews</b>
<b>May</b>	71%	84%
<b>June</b>	67%	71%
<b>July</b>	77%	69%
<b>August</b>	68%	75%
<b>September</b>	67%	65%
<b>October</b>	63%	65%
<b>November</b>	73%	72%
<b>December</b>	79%	72%
<b>January</b>	69%	73%
<b>February</b>	85%	80%
<b>March</b>	79%	80%
<b>April</b>	80%	78%
<b>Average:</b>	73%	74%





## Connecticut Board of Parole Parole Supervision Caseload April 30, 2003

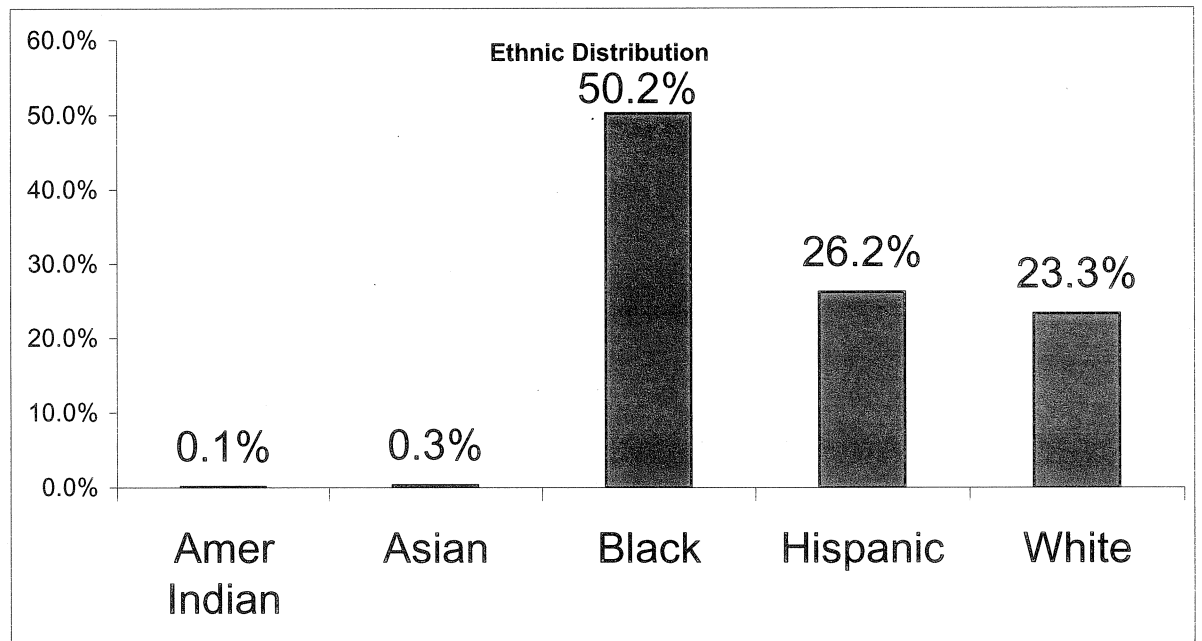
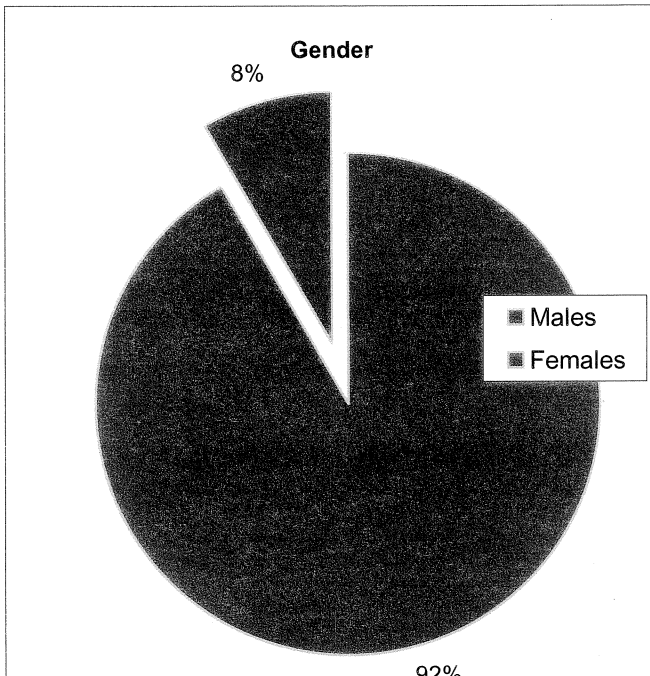
	2002								2003				
	Apr	May	June	July	Aug	Sep	Oct	Nov	Dec	Jan	Feb	Mar	Apr
<b>CT Parolees Supervised in CT</b>	1731	1758	1767	1788	1777	1787	1840	1879	1842	1923	1948	1945	1996
<b>Out Of State Parolees Supervised in CT</b>	191	188	187	189	184	183	189	194	205	203	200	200	194
<b>CT Supervision Total:</b>	1922	1946	1954	1977	1961	1970	2029	2073	2047	2126	2148	2145	2190
<b>CT Parolees Supervised Out of State</b>	142	140	145	144	143	148	143	139	139	144	143	146	148
<b>Supervision Total:</b>	2064	2086	2099	2121	2104	2118	2172	2212	2186	2270	2291	2291	2338
<b>Parole Violators Confined</b>	300	306	306	345	331	353	317	295	294	291	279	268	259
<b>GRAND TOTAL</b>	2364	2392	2405	2466	2435	2471	2489	2507	2480	2561	2570	2559	2597



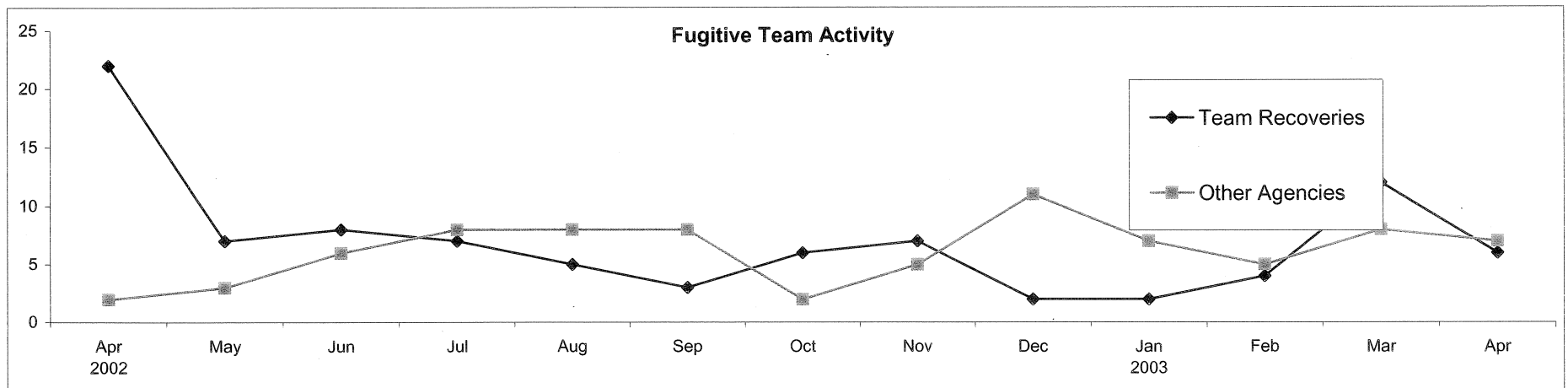
# Connecticut Board of Parole Parole Supervision Caseload April 30, 2003



**Connecticut Board of Parole  
Parole Supervision Caseload  
April 30, 2003**



**Connecticut Board of Parole  
Parole Supervision Caseload  
April 30, 2003**



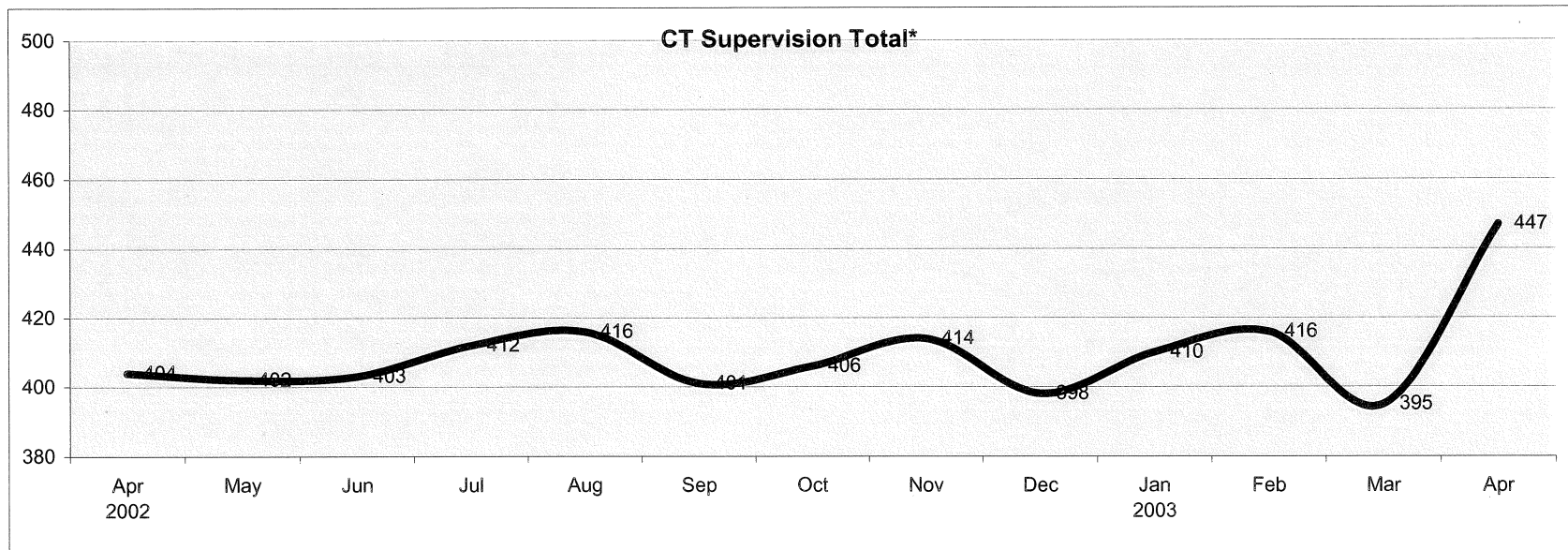
**Connecticut Board of Parole  
Parole Supervision Caseload  
April 30, 2003**

	2002									2003			
	Apr	May	June	July	Aug	Sep	Oct	Nov	Dec	Jan	Feb	Mar	Apr
<b>Number of Parolees Employed:</b>	1541	1535	1551	1596	1564	1606	1638	1675	1634	1691	1670	1672	1706
<b>Parolees Unemployable:</b>	193	206	199	184	191	195	187	185	202	210	215	214	221
<b>Proportion Employed:</b>	89%	88%	88%	89%	88%	90%	89%	89%	89%	88%	86%	87%	87%
<b>Number Active in Parole Works:</b>	138	131	129	126	121	118	128	137	132	144	172	174	174
<b># Community Service Hours:</b>	1578	858	852	1419	956	748	1176	1534	1975	2193	1543	1612	1485

## Parole Supervision Caseload April 30, 2003

### Bridgeport District Office Supervision Caseload

	2002										2003			
	Apr	May	Jun	Jul	Aug	Sep	Oct	Nov	Dec	Jan	Feb	Mar	Apr	
<b>CT Parolees Supervised in CT</b>	356	360	362	372	378	362	368	375	357	371	376	355	404	
<b>Out Of State Parolees Supervised in CT</b>	48	42	41	40	38	39	38	39	41	39	40	40	43	
<b>CT Supervision Total:</b>	404	402	403	412	416	401	406	414	398	410	416	395	447	
<b>Parole Violators Confined</b>	68	56	66	75	54	59	57	47	55	46	45	43	33	
<b>GRAND TOTAL</b>	472	458	469	487	470	460	463	461	453	456	461	438	480	

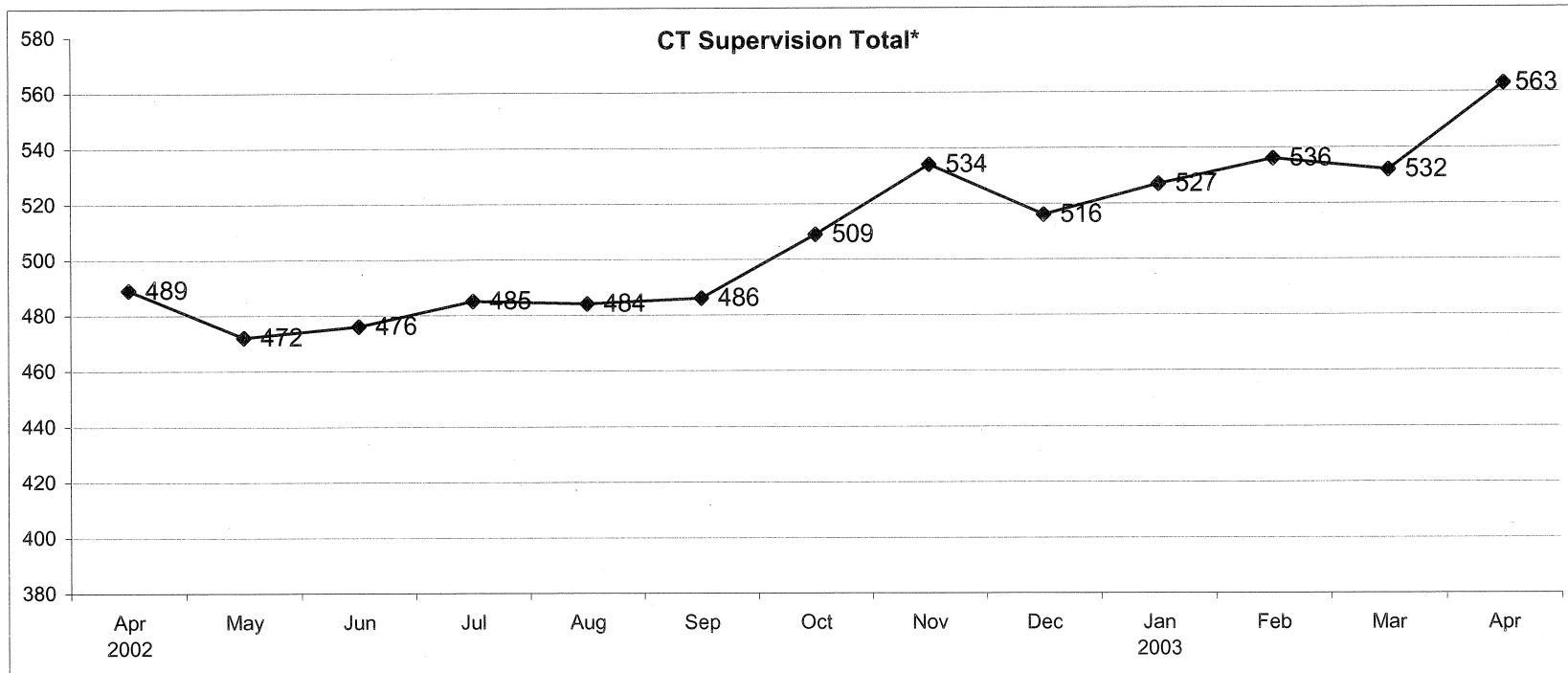


# Parole Supervision Caseload

## April 30, 2003

### Hartford District Office Supervision Caseload

	2002									2003			
	Apr	May	Jun	Jul	Aug	Sep	Oct	Nov	Dec	Jan	Feb	Mar	Apr
<b>CT Parolees Supervised in CT</b>	444	431	436	439	438	443	462	486	466	479	488	485	513
<b>Out Of State Parolees Supervised in CT</b>	45	41	40	46	46	43	47	48	50	48	48	47	50
<b>CT Supervision Total:</b>	489	472	476	485	484	486	509	534	516	527	536	532	563
<b>Parole Violators Confined</b>	104	111	99	123	130	135	108	105	99	114	103	99	108
<b>GRAND TOTAL</b>	593	583	575	608	614	621	617	639	615	641	639	631	671

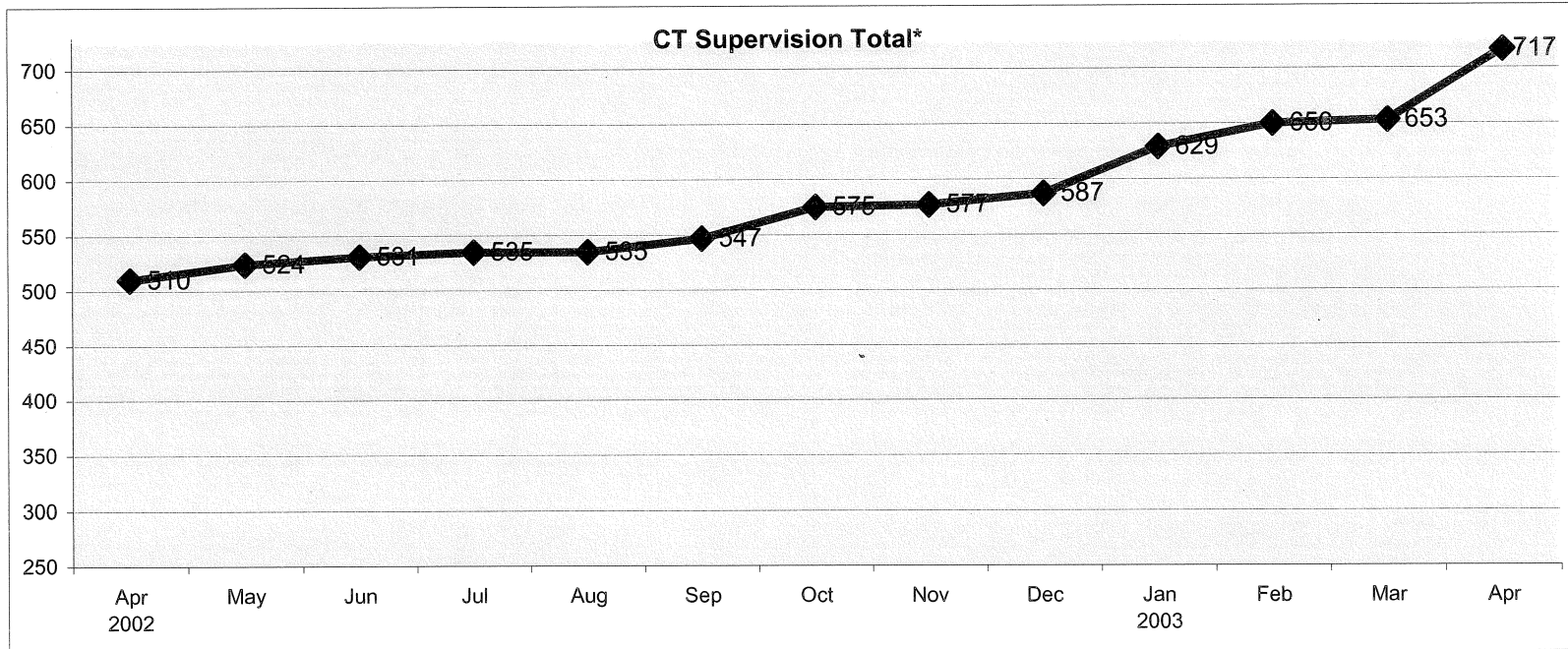


# Parole Supervision Caseload

## April 30, 2003

### New Haven District Office Supervision Caseload

	2002										2003			
	Apr	May	Jun	Jul	Aug	Sep	Oct	Nov	Dec	Jan	Feb	Mar	Apr	
<b>CT Parolees Supervised in CT</b>	461	474	478	484	484	490	519	523	532	571	593	597	657	
<b>Out Of State Parolees Supervised in CT</b>	49	50	53	51	51	57	56	54	55	58	57	56	60	
<b>CT Supervision Total:</b>	510	524	531	535	535	547	575	577	587	629	650	653	717	
<b>Parole Violators Confined</b>	65	71	71	78	81	86	106	85	84	87	82	76	73	
<b>GRAND TOTAL</b>	575	595	602	613	616	633	681	662	671	716	732	729	790	

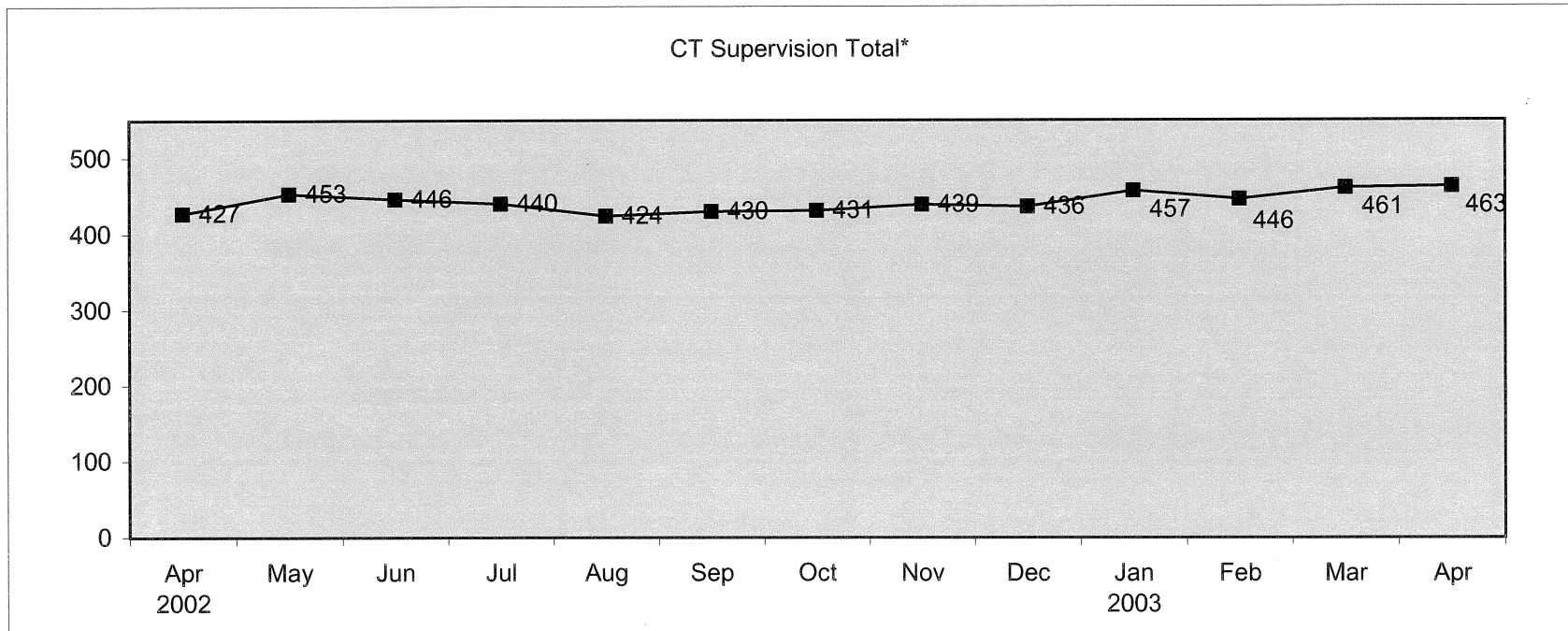




## Parole Supervision Caseload April 30, 2003

### Waterbury Caseload

	2002						2003						
	Apr	May	Jun	Jul	Aug	Sep	Oct	Nov	Dec	Jan	Feb	Mar	Apr
<b>CT Parolees Supervised in CT</b>	396	416	410	405	390	400	398	404	396	414	403	417	422
<b>Out Of State Parolees Supervised in CT</b>	31	37	36	35	34	30	33	35	40	43	43	44	41
<b>CT Supervision Total:</b>	427	453	446	440	424	430	431	439	436	457	446	461	463
<b>Parole Violators Confined</b>	46	54	48	50	46	41	44	34	30	24	34	33	41
<b>GRAND TOTAL</b>	473	507	494	490	470	471	475	473	466	481	480	494	504



## Violation Reports

April 1, 2003 - April 30, 2003

<i>Office</i>	<i>Parole Officer</i>	<i>Absconder</i>	<i>Criminal</i>	<i>Technical</i>	<i>Total</i>
<i>Bridgeport</i>					
	Barry	1			1
	Emielita		2		2
	Holmes	1	1		2
	Johnson		2		2
	O'Reilly		1	1	2
	Office Total	2	6	1	9
<i>Hartford</i>					
	Banas		1	1	2
	Casanova		1		1
	Edwards		5		5
	Hill	1		3	4
	Hyman			1	1
	Mills	1	1		2
	Office Total	2	8	5	15
<i>Interstate Compact</i>					
	Johnson	1			1
	Office Total	1			1
<i>New Haven</i>					
	DeLucia	1	3	1	5
	Hogan	2	2	1	5
	Lawlor	1	2	1	4
	Nelson	1			1
	Runlett		1		1
	Sprawling		3	1	4
	Watts		2	1	3
	Office Total	5	13	5	23

*Special Management*

Tuesday, May 13, 2003

<i>Office</i>	<i>Parole Officer</i>	<i>Absconder</i>	<i>Criminal</i>	<i>Technical</i>	<i>Total</i>
	Boleski		1	1	2
	Fleming			1	1
	Office Total		1	2	3
<i>Waterbury</i>					
	Defeo		3		3
	Fernandes	2		1	3
	Krupa	2	1		3
	O'Connor		2		2
	Romano		1	1	2
	Wood	1	1	1	3
	Office Total	5	8	3	16
<i>Grand Total</i>		15	36	16	67

*\* Source: Hearings Division Warrant Requests and Interstate Reports*