

STATE OF CONNECTICUT

**Connecticut Parole and Community Services
Monthly Report**



March 2003

(March 2002 to March 2003)

Prepared by
Jerry Stowell

FOR
BOARD OF PARDONS & PAROLES (BOPP)
AND
DEPARTMENT OF CORRECTION (DOC)
Parole and Community Services Division

**Correctional Population and Parole Eligibility
March 31, 2003**

Confined Population

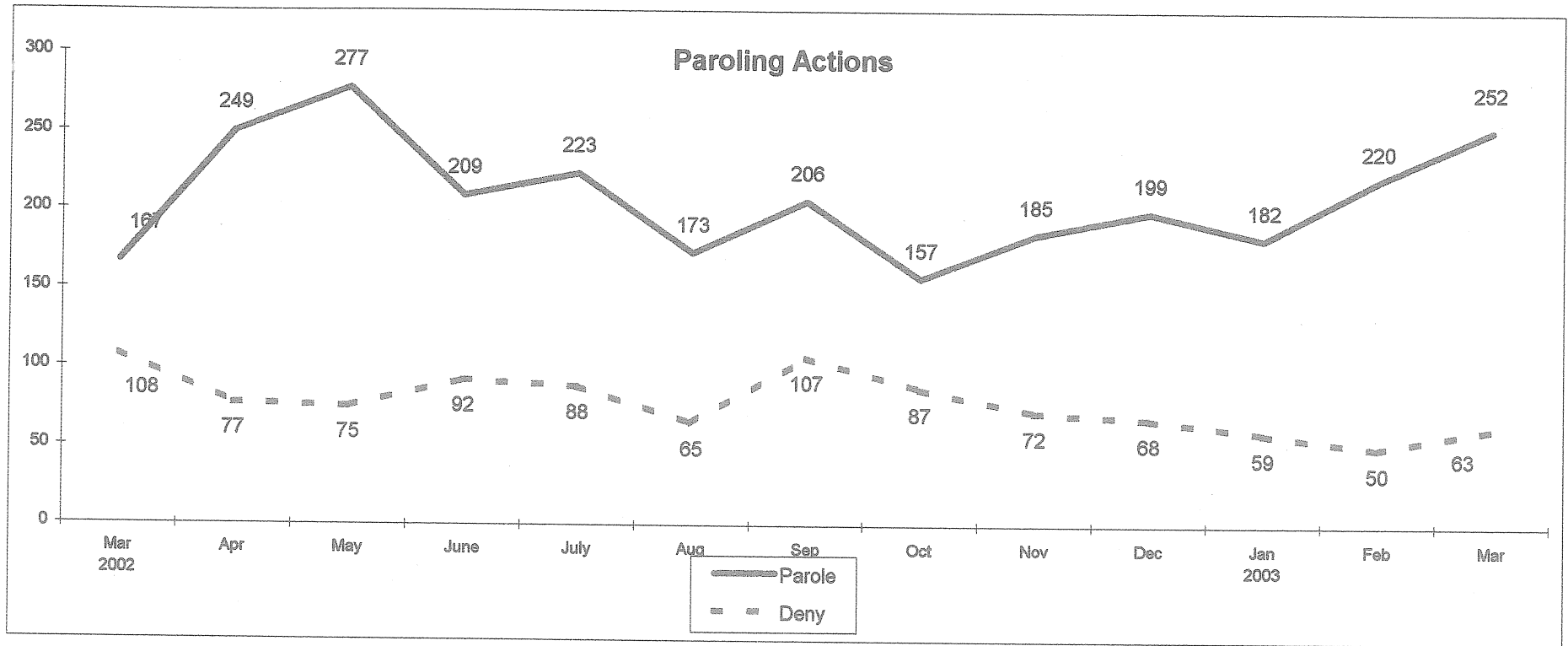
	18,789		
(Unsentenced and Special Inmates)	(3,796)	Balance	14,993
(Sentences 2 Years & Less, Cuscom, New Admits)	(5,101)	Balance	9,892
(Parole Ineligible, crime committed)	(675)	Balance	9,217
(SRG Classification)	(303)	Balance	8,914
(Wright Decision Cases)	(431)	Balance	8,483
(Level 5 Classification)	(92)	Balance	8,391
(Chronic Disciplinary Unit Classification)	(63)		

Population Eligible for Parole Consideration 8,328

**Connecticut Board of Parole
Hearings Division Monthly Statistics
March 31, 2003**

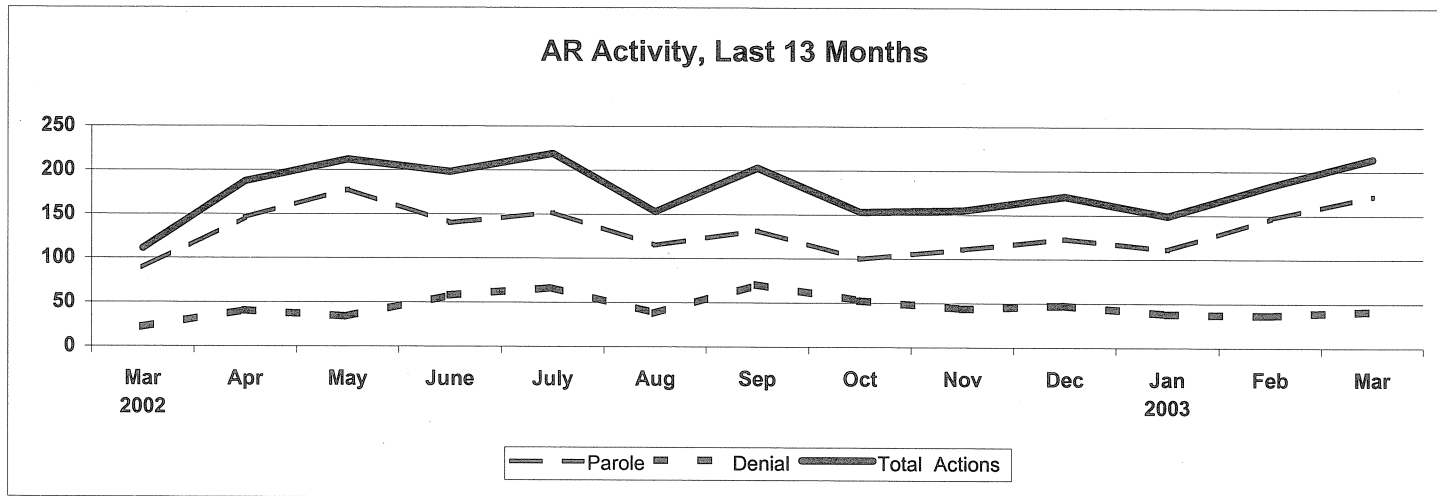
	2002						2003						12 Mo.	
	Mar	Apr	May	June	July	Aug	Sep	Oct	Nov	Dec	Jan	Feb	Mar	Totals
Full Panel Actions														
Parole	78	103	99	69	71	58	74	57	74	76	71	73	80	905
Deny	86	36	41	34	21	27	36	34	28	20	21	13	21	332
Medical Parole	0	0	0	0	0	0	0	0	0	0	0	0	0	0
Revoke	53	39	55	55	50	66	31	60	59	35	37	34	42	563
Revoke & Reparole	18	24	19	28	21	24	24	33	42	24	38	28	29	334
Rescind	10	11	9	5	6	10	7	9	7	5	4	4	4	81
Rescind & Reparole	11	4	13	10	11	7	11	18	17	16	9	7	12	135
Early Parole Discharge	0	0	0	0	0	0	0	0	0	0	0	0	0	0
Total Full Panel Actions	256	217	236	201	180	192	183	211	227	176	180	159	188	2350
Administrative Review Actions														
Parole	89	146	178	140	152	115	132	100	111	123	111	147	172	1627
Deny	22	41	34	58	67	38	71	53	44	48	38	37	42	571
Total Admin. Review Actions	111	187	212	198	219	153	203	153	155	171	149	184	214	2198
Staff Actions														
Case Review	25	40	17	27	16	25	33	17	19	14	12	13	30	263
Review & Reschedule	479	296	278	208	337	185	245	155	256	105	246	307	241	2859
Close Interest	101	126	66	41	65	31	52	37	78	21	82	92	40	731
Total Actions	972	866	809	675	817	586	716	573	735	487	669	755	713	8401
Total Hearing Dates	21	21	20	18	19	20	20	18	20	19	21	19	19	234
Parole Grant Rate														
Full Panels	48%	74%	71%	67%	77%	68%	67%	63%	73%	79%	77%	85%	79%	73%
Administrative Reviews	80%	78%	84%	71%	69%	75%	65%	65%	72%	72%	74%	80%	80%	74%

Connecticut Board of Parole
Hearings Division Monthly Statistics
March 31, 2003



**Connecticut Board of Parole
Hearings Division Monthly Statistics
Administrative Reviews
March 31, 2003**

	2002						2003						
	Mar	Apr	May	June	July	Aug	Sep	Oct	Nov	Dec	Jan	Feb	Mar
Parole	89	146	178	140	152	115	132	100	111	123	111	147	172
Denial	22	41	34	58	67	38	71	53	44	48	38	37	42
Medical Parole	0	0	0	0	0	0	0	0	0	0	0	0	0
Total Actions	111	187	212	198	219	153	203	153	155	171	149	184	214



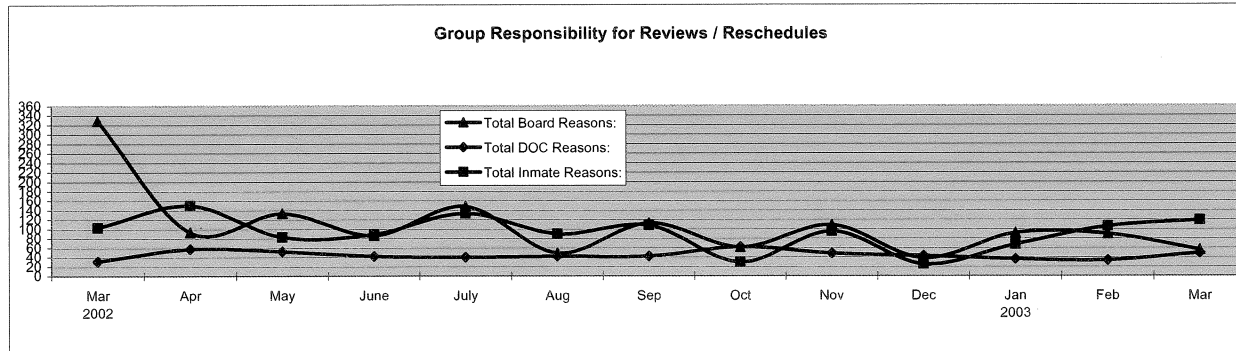
**Connecticut Board of Parole
Hearings Division Monthly Statistics
Current Location
March 31, 2003
Persons Granted Parole via Administrative Reviews**

Granting Month

Location	2002						2003						12 mo. Total	
	Mar	Apr	May	June	July	Aug	Sep	Oct	Nov	Dec	Jan	Feb		Mar
CT Parole Supervision	8	4	6	17	19	22	10	1	14	17	16	8	33	167
Out-of State Parole Supervision	0	0	0	0	0	1	0	0	1	0	1	0	0	3
Abscond from Parole	0	0	0	0	1	0	0	0	0	0	0	0	0	1
Halfway House	5	8	10	3	5	0	2	4	5	3	6	5	2	53
Confined in CT, to be Released	71	129	159	115	122	92	116	93	90	97	86	131	133	1363
Confined, Out of State	0	0	0	0	0	0	0	0	0	0	0	0	0	0
Furlough	0	0	0	0	0	0	0	0	0	0	0	0	0	0
Escaped, Prior to Release	0	0	0	0	0	0	0	0	0	0	0	0	0	0
Reconfined	0	0	0	0	0	0	0	0	0	0	0	0	0	0
TS	0	0	0	0	0	0	0	0	0	0	0	0	0	0
Discharged	1	0	3	0	0	0	0	0	0	1	0	0	4	8
Virginia	4	5	0	5	5	0	4	2	0	4	2	3	0	30
Medical Hospital	0	0	0	0	0	0	0	0	1	0	0	0	0	1
Total	89	146	178	140	152	115	132	100	111	122	111	147	172	1626

**Connecticut Board of Parole
Types of Review and Rescheduling Activities
March 2003**

	2002						2003						
	Mar	Apr	May	June	July	Aug	Sep	Oct	Nov	Dec	Jan	Feb	Mar
<u>Inmate-Related Reasons:</u>													
<u>Regular Hearings</u>													
In Seg/Punitive Seg	4	7	12	11	14	6	12	4	10	3	5	13	11
Inmate's Request	3	1	1	0	0	0	0	0	0	0	1	0	1
Pending Charges	29	47	19	22	36	26	28	3	37	3	22	37	41
Pending DR	0	0	0	0	0	0	0	0	0	0	0	0	0
SRG Affiliation	24	27	15	11	46	18	18	2	10	2	22	37	16
Pending Waiver	0	0	0	0	0	0	0	0	0	0	0	0	0
85% Status	17	23	15	17	13	12	13	0	14	1	1	5	15
Case Review	25	40	17	27	16	25	33	17	19	14	12	13	30
<u>Revocation Hearings:</u>													
Attorney	0	0	0	0	0	0	0	0	2	0	0	0	1
Pending Charges	1	5	4	1	8	3	4	3	3	2	4	1	4
<u>Total Inmate Reasons:</u>	103	150	83	89	133	90	108	29	95	25	67	106	119
<u>DOC-Related Reasons</u>													
<u>Regular Hearings</u>													
Transportation	27	48	46	34	37	40	40	54	43	35	32	25	36
Awaiting MH Evaluation	4	10	6	8	3	2	2	8	5	8	4	8	13
<u>Total DOC Reasons:</u>	31	58	52	42	40	42	42	62	48	43	36	33	49
<u>Board-Related Reasons</u>													
<u>Regular Hearings</u>													
Additional Info	17	42	37	16	39	19	26	32	20	17	11	14	21
Additional Offense Info	11	19	20	14	8	5	17	7	7	7	20	11	10
Hearing Cancelled	269	0	52	36	82	9	52	18	55	8	24	17	8
Ineligible-PE date	3	1	1	0	0	0	0	0	0	0	1	0	1
No Parole Package	0	0	0	0	0	0	0	0	0	0	0	0	0
Awaiting Sex Offender Eval	0	0	0	0	0	0	0	0	0	0	0	0	0
Other	29	31	23	20	19	16	18	4	27	6	36	48	16
<u>Total Board Reasons:</u>	329	93	133	86	148	49	113	61	109	38	92	90	56
All Reasons:	463	301	268	217	321	181	263	152	252	106	195	229	224

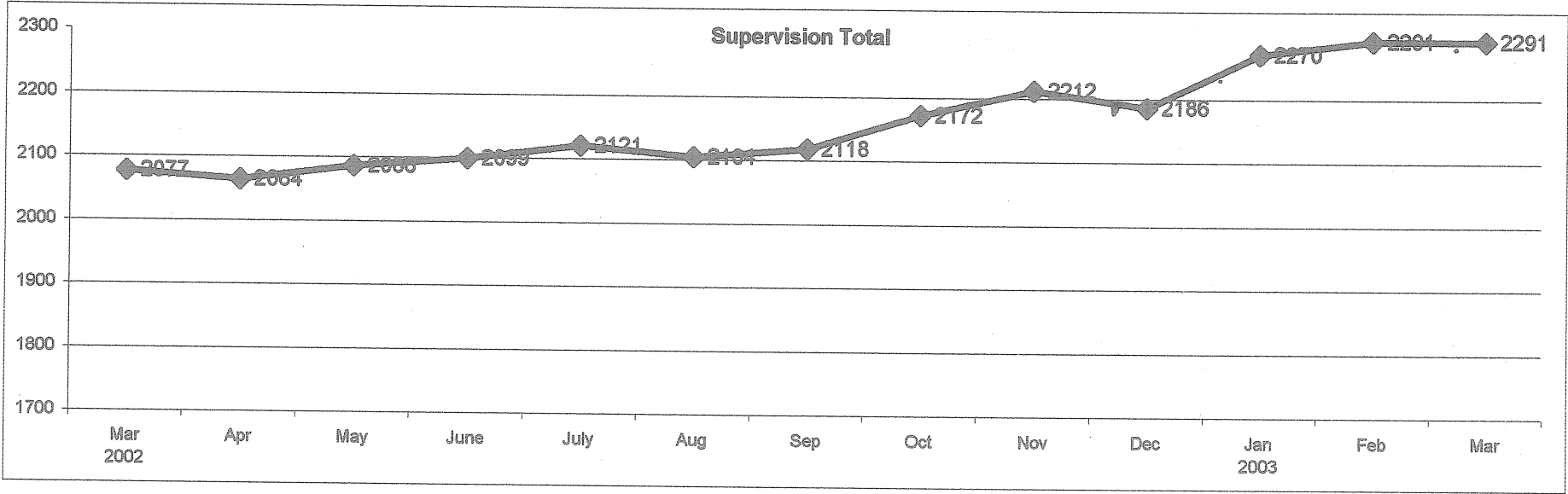


**Parole Granting Rate
April 2002 - March 2003**

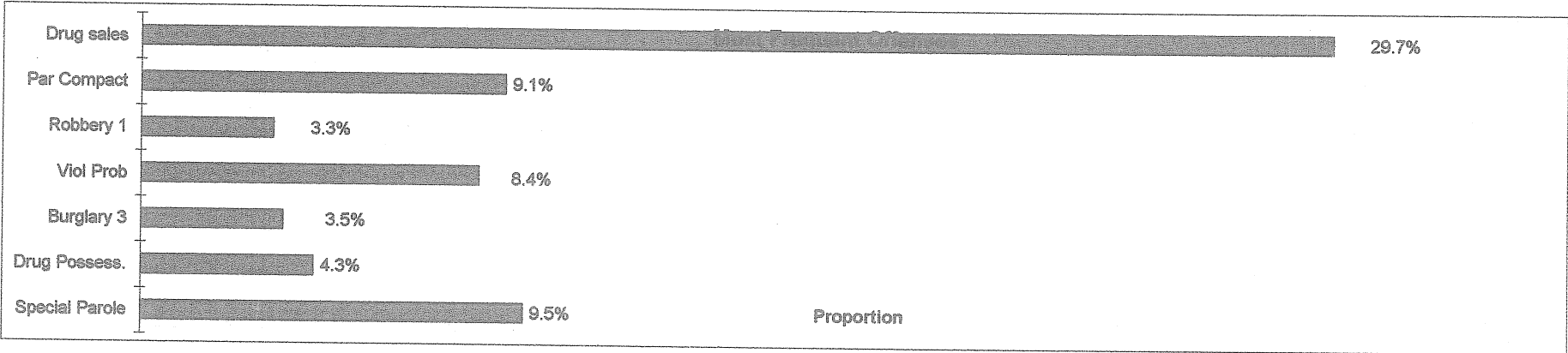
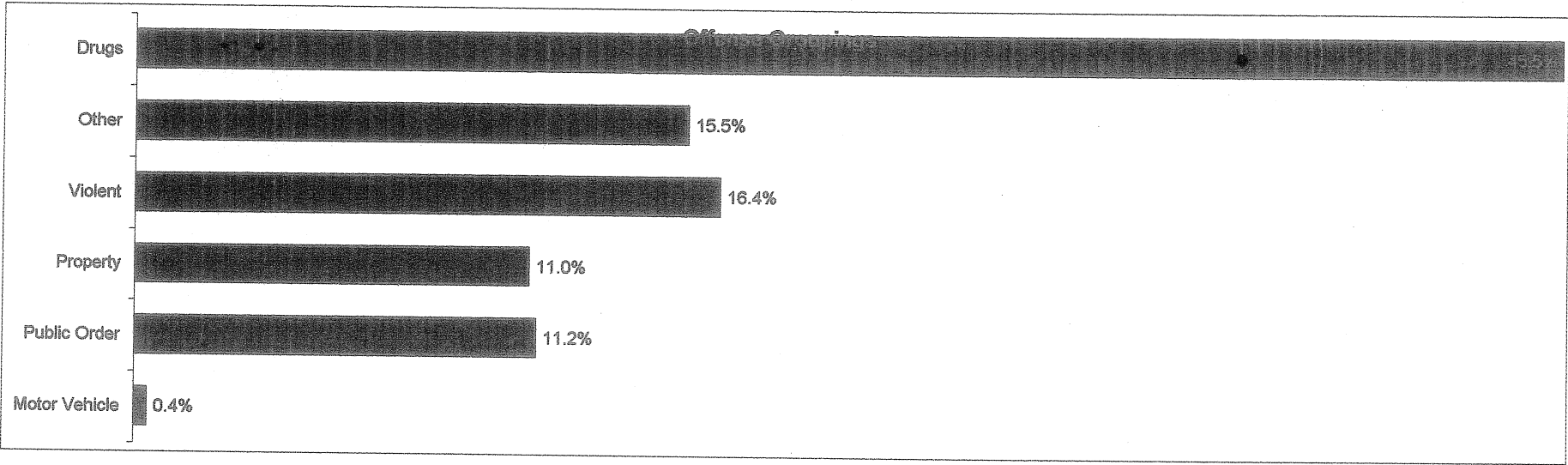
	Full Panel Hearings	Administrative Reviews
April	74%	78%
May	71%	84%
June	67%	71%
July	77%	69%
August	68%	75%
September	67%	65%
October	63%	65%
November	73%	72%
December	79%	72%
January	69%	73%
February	85%	80%
March	79%	80%
Average:	73%	74%

Connecticut Board of Parole Parole Supervision Caseload March 31, 2003

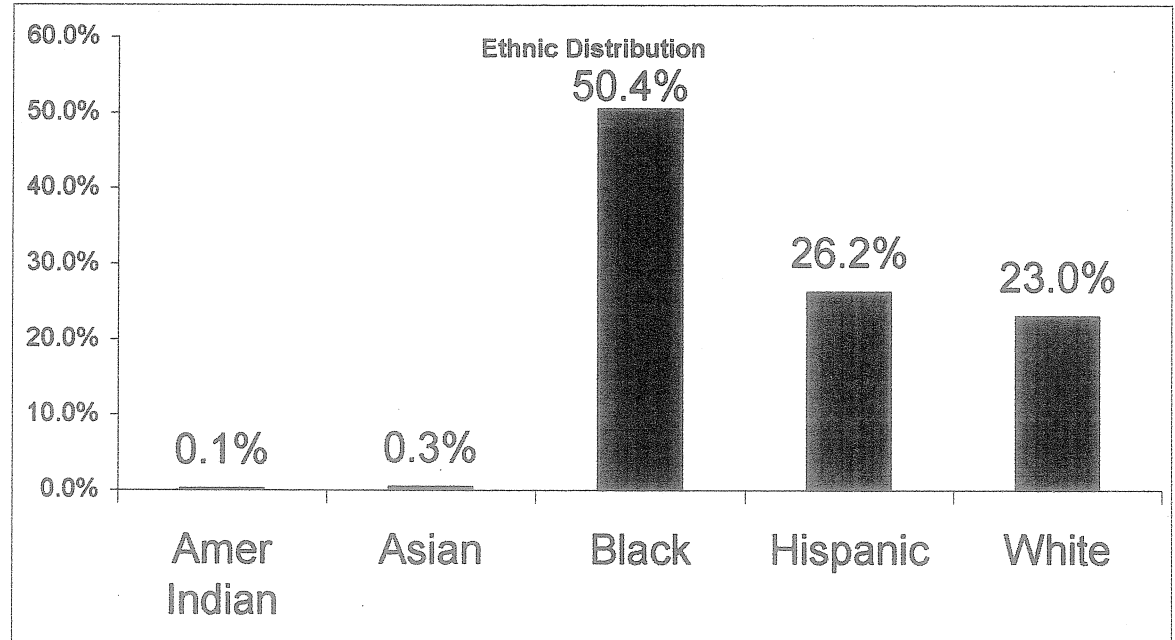
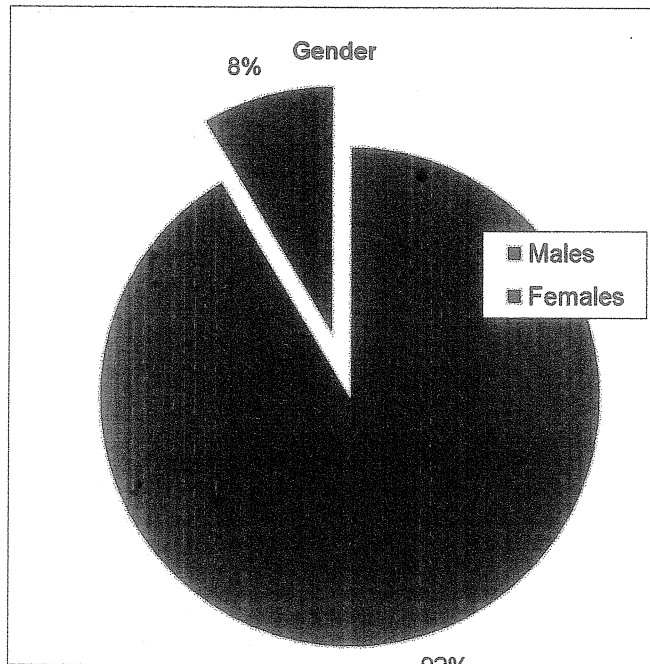
	2002						2003						
	Mar	Apr	May	June	July	Aug	Sep	Oct	Nov	Dec	Jan	Feb	Mar
CT Parolees Supervised in CT	1743	1731	1758	1767	1788	1777	1787	1840	1879	1842	1923	1948	1945
Out Of State Parolees Supervised in CT	190	191	188	187	189	184	183	189	194	205	203	200	200
CT Supervision Total:	1933	1922	1946	1954	1977	1961	1970	2029	2073	2047	2126	2148	2145
CT Parolees Supervised Out of State	144	142	140	145	144	143	148	143	139	139	144	143	146
Supervision Total:	2077	2064	2086	2099	2121	2104	2118	2172	2212	2186	2270	2291	2291
Parole Violators Confined	284	300	306	306	345	331	353	317	295	294	291	279	268
GRAND TOTAL	2361	2364	2392	2405	2466	2435	2471	2489	2507	2480	2561	2570	2559



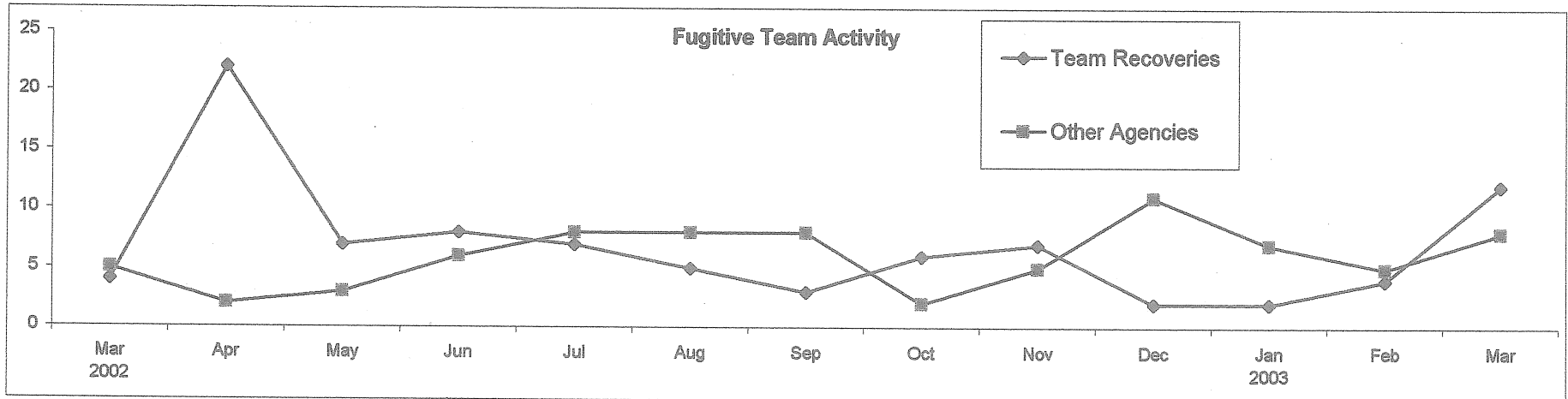
**Connecticut Board of Parole
Parole Supervision Caseload
March 31, 2003**



**Connecticut Board of Parole
Parole Supervision Caseload
March 31, 2003**



**Connecticut Board of Parole
Parole Supervision Caseload
March 31, 2003**



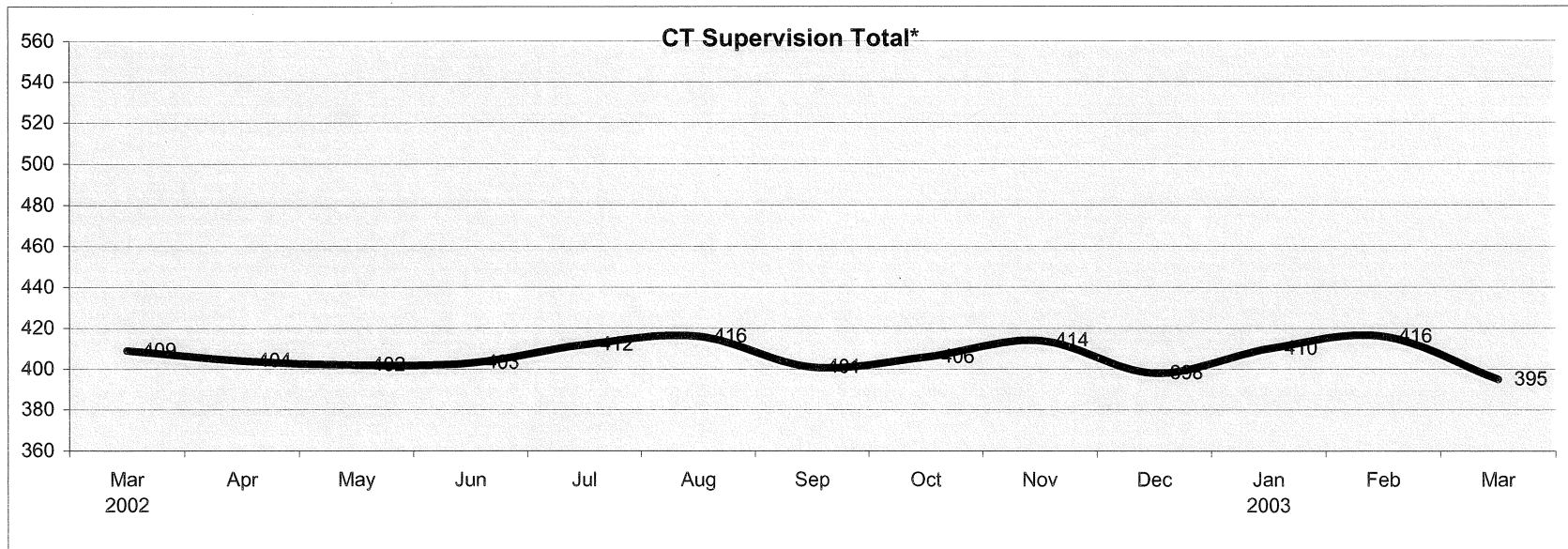
**Connecticut Board of Parole
Parole Supervision Caseload
March 31, 2003**

	2002										2003		
	Mar	Apr	May	June	July	Aug	Sep	Oct	Nov	Dec	Jan	Feb	Mar
Number of Parolees Employed:	1525	1541	1535	1551	1596	1564	1606	1638	1675	1634	1691	1670	1672
Parolees Unemployable:	206	193	206	199	184	191	195	187	185	202	210	215	214
Proportion Employed:	88%	89%	88%	88%	89%	88%	90%	89%	89%	89%	88%	86%	87%
Number Active in Parole Works:	129	138	131	129	126	121	118	128	137	132	144	172	174
# Community Service Hours:	1117	1578	858	852	1419	956	748	1176	1534	1975	2193	1543	1612

Parole Supervision Caseload March 31, 2003

Bridgeport District Office Supervision Caseload

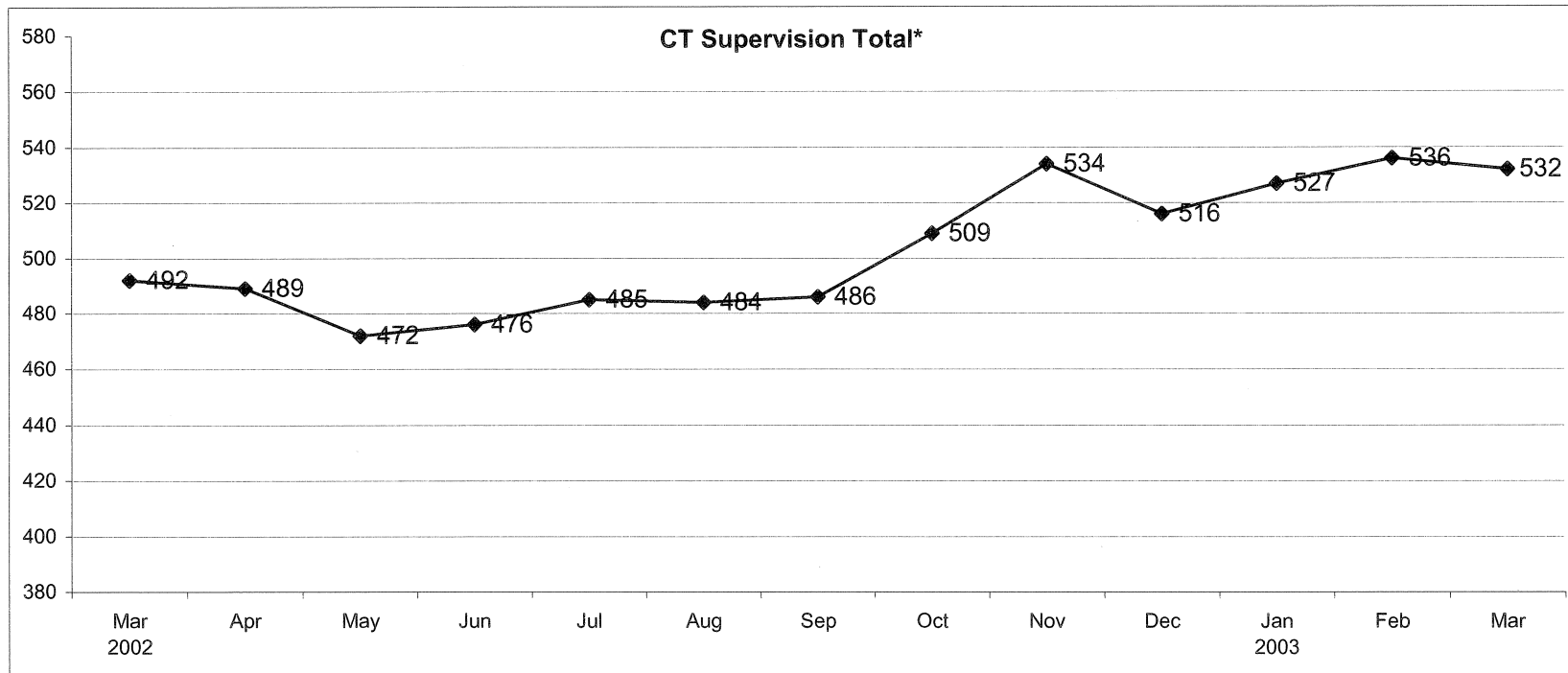
	2002												2003
	Mar	Apr	May	Jun	Jul	Aug	Sep	Oct	Nov	Dec	Jan	Feb	Mar
CT Parolees Supervised in CT	365	356	360	362	372	378	362	368	375	357	371	376	355
Out Of State Parolees Supervised in CT	44	48	42	41	40	38	39	38	39	41	39	40	40
CT Supervision Total:	409	404	402	403	412	416	401	406	414	398	410	416	395
Parole Violators Confined	71	68	56	66	75	54	59	57	47	55	46	45	43
GRAND TOTAL	480	472	458	469	487	470	460	463	461	453	456	461	438



Parole Supervision Caseload March 31, 2003

Hartford District Office Supervision Caseload

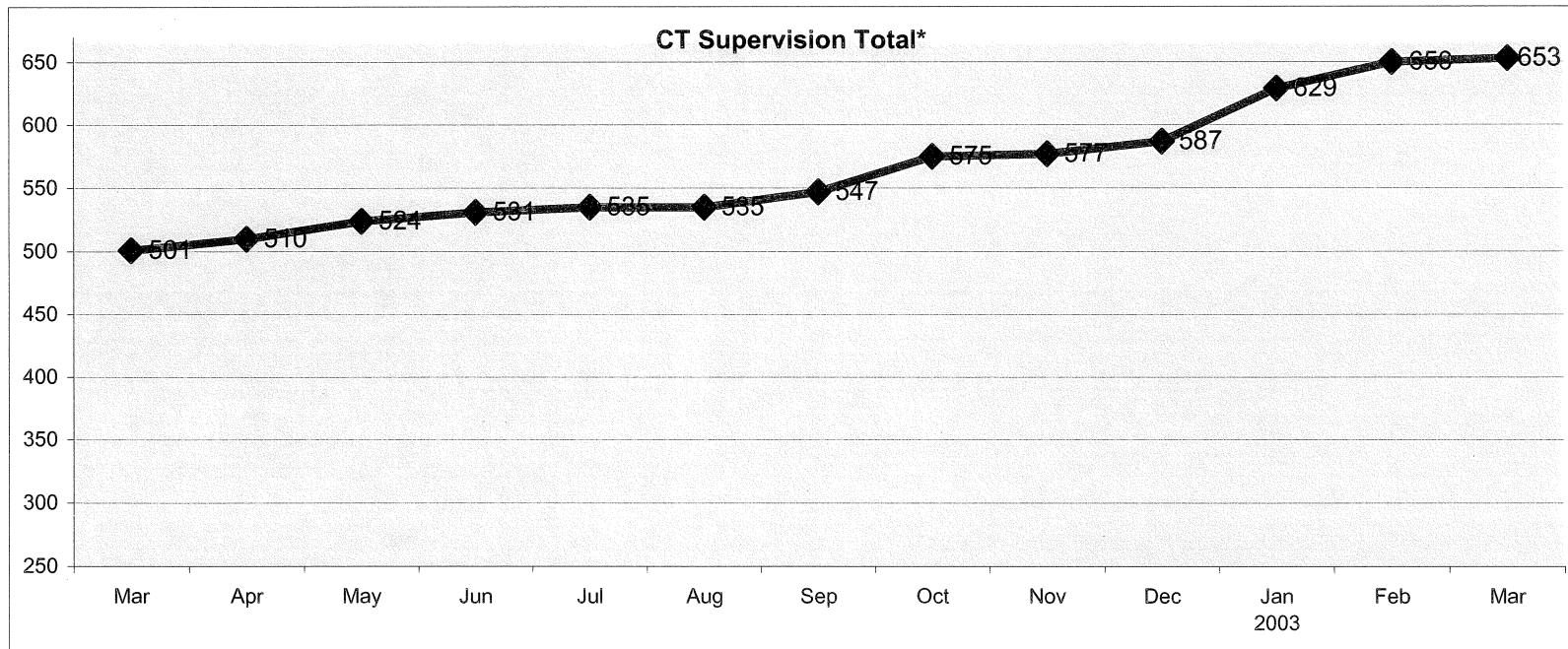
	2002												2003	
	Mar	Apr	May	Jun	Jul	Aug	Sep	Oct	Nov	Dec	Jan	Feb	Mar	
CT Parolees Supervised in CT	448	444	431	436	439	438	443	462	486	466	479	488	485	
Out Of State Parolees Supervised in CT	44	45	41	40	46	46	43	47	48	50	48	48	47	
CT Supervision Total:	492	489	472	476	485	484	486	509	534	516	527	536	532	
Parole Violators Confined	95	104	111	99	123	130	135	108	105	99	114	103	99	
GRAND TOTAL	587	593	583	575	608	614	621	617	639	615	641	639	631	



Parole Supervision Caseload March 31, 2003

New Haven District Office Supervision Caseload

	2003												
	Mar	Apr	May	Jun	Jul	Aug	Sep	Oct	Nov	Dec	Jan	Feb	Mar
CT Parolees Supervised in CT	458	461	474	478	484	484	490	519	523	532	571	593	597
Out Of State Parolees Supervised in CT	43	49	50	53	51	51	57	56	54	55	58	57	56
CT Supervision Total:	501	510	524	531	535	535	547	575	577	587	629	650	653
Parole Violators Confined	70	65	71	71	78	81	86	106	85	84	87	82	76
GRAND TOTAL	571	575	595	602	613	616	633	681	662	671	716	732	729

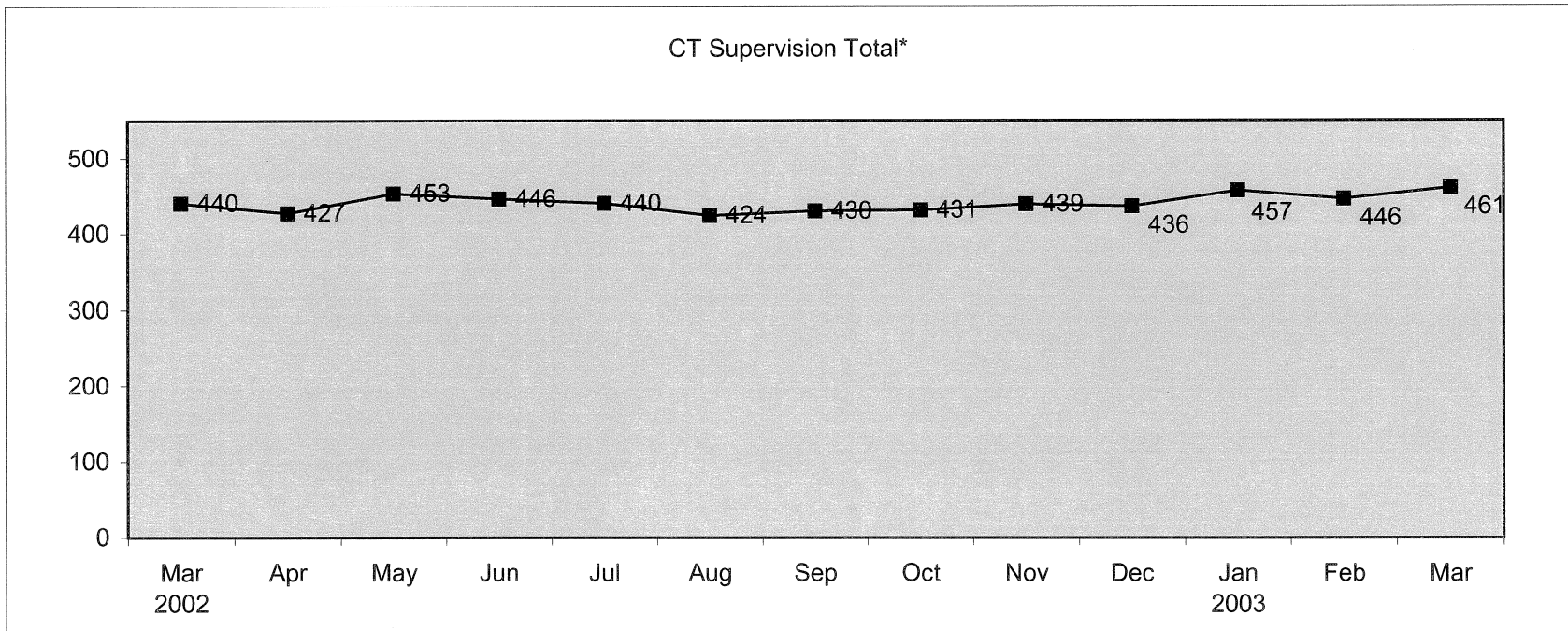


Parole Supervision Caseload

March 31, 2003

Waterbury Caseload

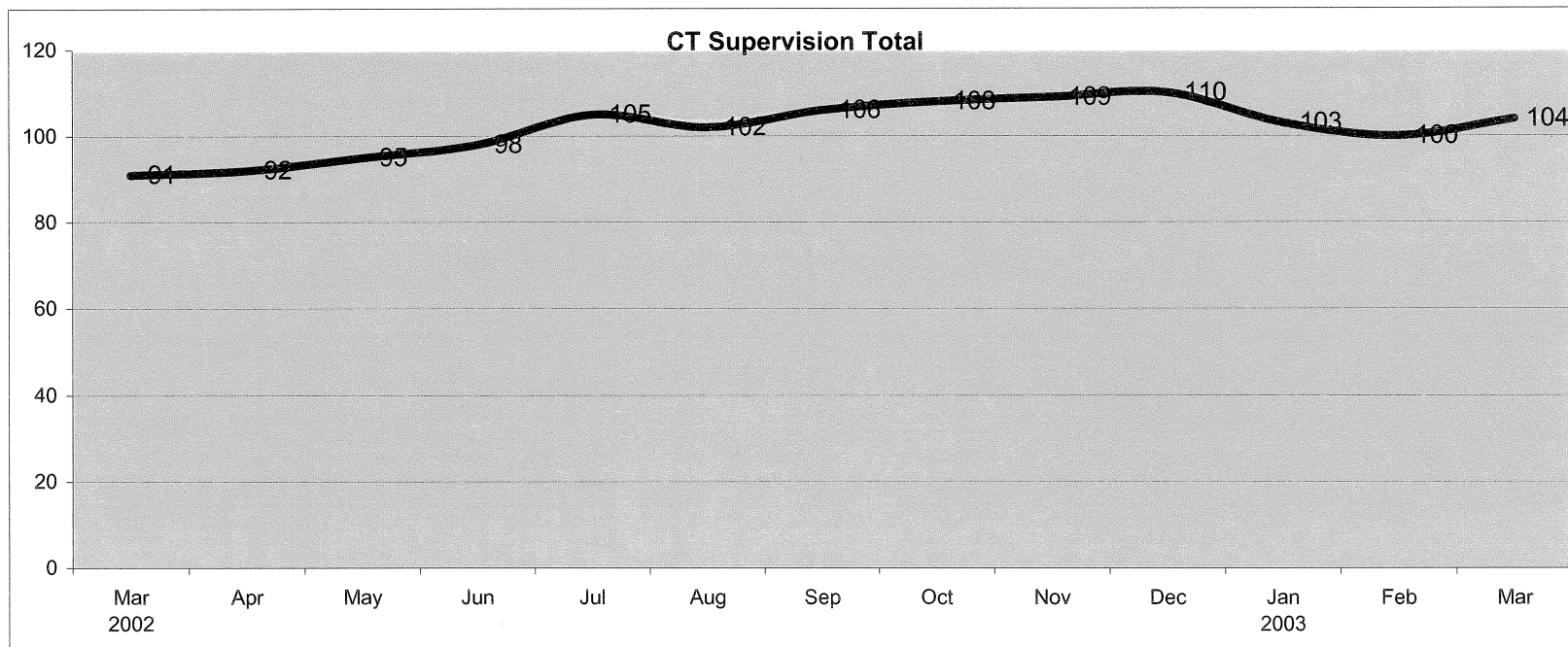
	2002												2003	
	Mar	Apr	May	Jun	Jul	Aug	Sep	Oct	Nov	Dec	Jan	Feb	Mar	
CT Parolees Supervised in CT	399	396	416	410	405	390	400	398	404	396	414	403	417	
Out Of State Parolees Supervised in CT	41	31	37	36	35	34	30	33	35	40	43	43	44	
CT Supervision Total:	440	427	453	446	440	424	430	431	439	436	457	446	461	
Parole Violators Confined	37	46	54	48	50	46	41	44	34	30	24	34	33	
GRAND TOTAL	477	473	507	494	490	470	471	475	473	466	481	480	494	



Parole Supervision Caseload March 31, 2003

Special Management Supervision Caseload

	2002											2003		
	Mar	Apr	May	Jun	Jul	Aug	Sep	Oct	Nov	Dec	Jan	Feb	Mar	
CT Parolees Supervised in CT	73	74	77	81	88	87	92	93	91	91	88	88	91	
Out Of State Parolees Supervised in CT	18	18	18	17	17	15	14	15	18	19	15	12	13	
CT Supervision Total:	91	92	95	98	105	102	106	108	109	110	103	100	104	
Parole Violators Confined	16	11	14	15	16	15	12	23	25	23	25	21	20	
GRAND TOTAL	107	103	109	113	121	117	118	131	134	133	128	121	124	



Violation Reports

March 1, 2003 - March 31, 2003

<i>Office</i>	<i>Parole Officer</i>	<i>Absconder</i>	<i>Criminal</i>	<i>Technical</i>	<i>Total</i>
<i>Bridgeport</i>					
	Barry	1	1	1	3
	Emielita		1		1
	Holmes			1	1
	O'Reilly		1		1
	Tomaszewski	1		1	2
	Office Total	2	3	3	8
<i>Hartford</i>					
	Anderson	1			1
	Banas		2	2	4
	Casanova		1	1	2
	Edwards		2	4	6
	Hill	1	1	2	4
	Hyman			3	3
	Knapp		4	1	5
	Szydlo		1	3	4
	Office Total	2	11	16	29
<i>Interstate Compact</i>					
	Johnson		1	1	2
	Office Total		1	1	2
<i>New Haven</i>					
	Duca		1		1
	Hogan	2	2		4
	Kelly	2	1	3	6
	Lawlor		1	1	2
	Nelson	1	1	1	3
	Runlett	3			3
	Sprawling		1	1	2
	Watts			1	1

Wednesday, April 09, 2003

<i>Office</i>	<i>Parole Officer</i>	<i>Absconder</i>	<i>Criminal</i>	<i>Technical</i>	<i>Total</i>
	Office Total	8	7	7	22
<i>Special Management</i>					
	Boleski		1	2	3
	Fleming	1		3	4
	Noto	1	1	1	3
	Office Total	2	2	6	10
<i>Waterbury</i>					
	Defeo	1	4		5
	Fernandes		2	1	3
	Krupa	1		1	2
	McCown		1	1	2
	O'Connor	2	1	3	6
	Romano		3	1	4
	Office Total	4	11	7	22
<i>Grand Total</i>		18	35	40	93

** Source: Hearings Division Warrant Requests and Interstate Reports*