


STATE OF CONNECTICUT

**Connecticut Parole and Community Services
Monthly Report**



January 2003

(January 2002 to January 2003)

Prepared by
Jerry Stowell

FOR
BOARD OF PARDONS & PAROLES (BOPP)
AND
DEPARTMENT OF CORRECTION (DOC)
Parole and Community Services Division

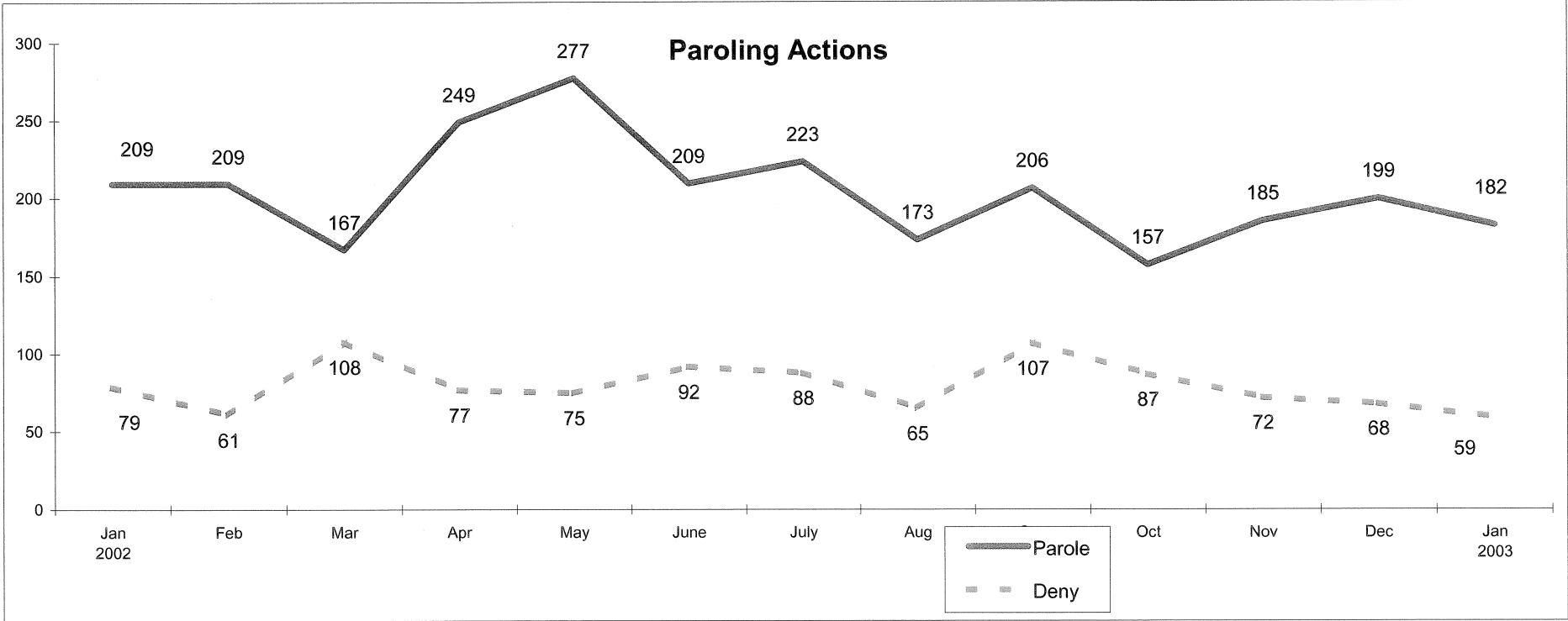
**Correctional Population and Parole Eligibility
January 31, 2003**

Confined Population	18,971		
(Unsentenced and Special Inmates)	(3,881)	Balance	15,090
(Sentences 2 Years & Less, Cuscom, New Admits)	(5,216)	Balance	9,874
(Parole Ineligible, crime committed)	(682)	Balance	9,192
(SRG Classification)	(316)	Balance	8,876
(Wright Decision Cases)	(411)	Balance	8,465
(Level 5 Classification)	(99)	Balance	8,366
(Chronic Disciplinary Unit Classification)	(51)		
Population Eligible for Parole Consideration	8,315		

**Connecticut Board of Parole
Hearings Division Monthly Statistics
January 31, 2003**

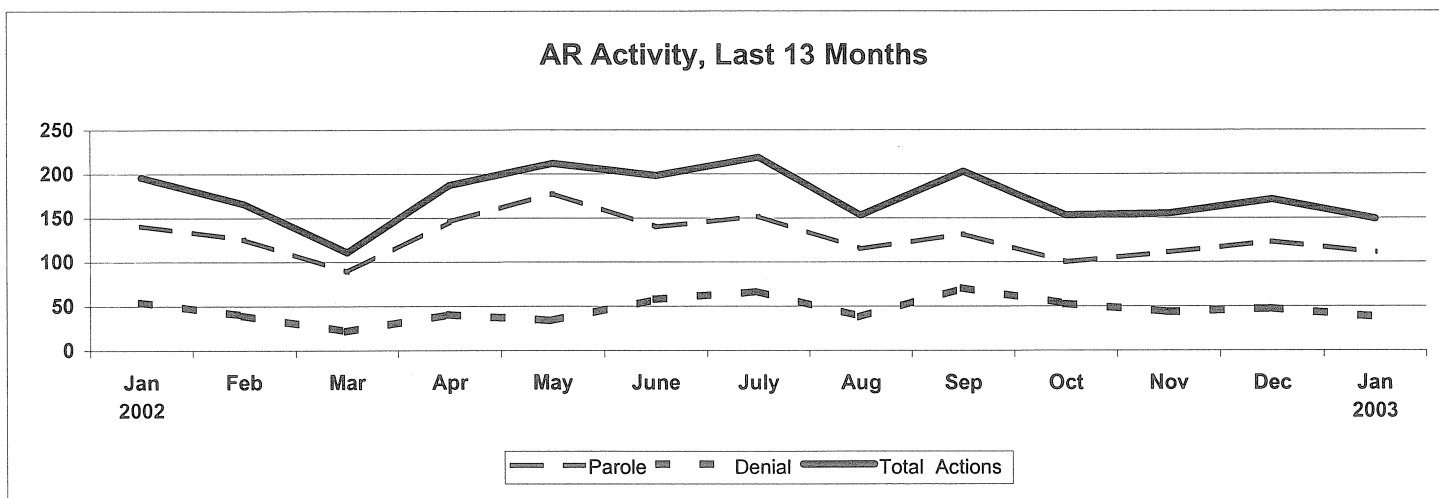
	2002												2003	12 Mo.
	Jan	Feb	Mar	Apr	May	June	July	Aug	Sep	Oct	Nov	Dec	Jan	Totals
Full Panel Actions														
Parole	68	83	78	103	99	69	71	58	74	57	74	76	71	913
Deny	24	21	86	36	41	34	21	27	36	34	28	20	21	405
Medical Parole	0	0	0	0	0	0	0	0	0	0	0	0	0	0
Revoke	41	40	53	39	55	55	50	66	31	60	59	35	37	580
Revoke & Reparole	16	12	18	24	19	28	21	24	24	33	42	24	38	307
Rescind	14	11	10	11	9	5	6	10	7	9	7	5	4	94
Rescind & Reparole	6	11	11	4	13	10	11	7	11	18	17	16	9	138
Early Parole Discharge	0	0	0	0	0	0	0	0	0	0	0	0	0	0
Total Full Panel Actions	169	178	256	217	236	201	180	192	183	211	227	176	180	2437
Administrative Review Actions														
Parole	141	126	89	146	178	140	152	115	132	100	111	123	111	1523
Deny	55	40	22	41	34	58	67	38	71	53	44	48	38	554
Total Admin. Review Actions	196	166	111	187	212	198	219	153	203	153	155	171	149	2077
Staff Actions														
Case Review	12	16	25	40	17	27	16	25	33	17	19	14	12	261
Review & Reschedule	303	96	479	296	278	208	337	185	245	155	256	105	246	2886
Close Interest	87	20	101	126	66	41	65	31	52	37	78	21	82	720
Total Actions	767	476	972	866	809	675	817	586	716	573	735	487	669	8381
Total Hearing Dates	20	18	21	21	20	18	19	20	20	18	20	19	21	235
Parole Grant Rate														
Full Panels	74%	80%	48%	74%	71%	67%	77%	68%	67%	63%	73%	79%	77%	69%
Administrative Reviews	72%	76%	80%	78%	84%	71%	69%	75%	65%	65%	72%	72%	74%	73%

**Connecticut Board of Parole
Hearings Division Monthly Statistics
January 31, 2003**



**Connecticut Board of Parole
Hearings Division Monthly Statistics
Administrative Reviews
January 31, 2003**

	2002												2003
	Jan	Feb	Mar	Apr	May	June	July	Aug	Sep	Oct	Nov	Dec	Jan
Parole	141	126	89	146	178	140	152	115	132	100	111	123	111
Denial	55	40	22	41	34	58	67	38	71	53	44	48	38
Medical Parole	0	0	0	0	0	0	0	0	0	0	0	0	0
Total Actions	196	166	111	187	212	198	219	153	203	153	155	171	149



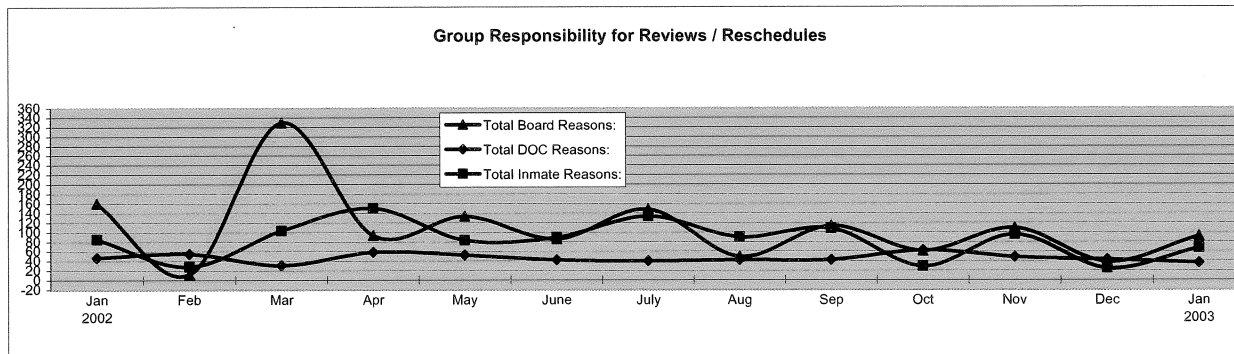
**Connecticut Board of Parole
Hearings Division Monthly Statistics
Current Location
January 31, 2003
Persons Granted Parole via Administrative Reviews**

Granting Month

Location	2002												2003		12 mo. Total
	Jan	Feb	Mar	Apr	May	June	July	Aug	Sep	Oct	Nov	Dec	Jan		
CT Parole Supervision	9	5	8	4	6	17	19	22	10	1	14	17	16	139	
Out-of State Parole Supervision	0	0	0	0	0	0	0	1	0	0	1	0	1	3	
Abscond from Parole	1	0	0	0	0	0	1	0	0	0	0	0	0	1	
Halfway House	5	8	5	8	10	3	5	0	2	4	5	3	6	59	
Confined in CT, to be Released	126	113	71	129	159	115	122	92	116	93	90	97	86	1283	
Confined, Out of State	0	0	0	0	0	0	0	0	0	0	0	0	0	0	
Furlough	0	0	0	0	0	0	0	0	0	0	0	0	0	0	
Escaped, Prior to Release	0	0	0	0	0	0	0	0	0	0	0	0	0	0	
Reconfined	0	0	0	0	0	0	0	0	0	0	0	0	0	0	
TS	0	0	0	0	0	0	0	0	0	0	0	0	0	0	
Discharged	0	0	1	0	3	0	0	0	0	0	0	1	0	5	
Virginia	0	0	4	5	0	5	5	0	4	2	0	4	2	31	
Medical Hospital	0	0	0	0	0	0	0	0	0	0	1	0	0	1	
Total	141	126	89	146	178	140	152	115	132	100	111	122	111	1522	

**Connecticut Board of Parole
Types of Review and Rescheduling Activities
January 2003**

	2002												2003
	Jan	Feb	Mar	Apr	May	June	July	Aug	Sep	Oct	Nov	Dec	Jan
<u>Inmate-Related Reasons:</u>													
<u>Regular Hearings</u>													
In Seg/Punitive Seg	0	1	4	7	12	11	14	6	12	4	10	3	5
Inmate's Request	0	1	3	1	1	0	0	0	0	0	0	0	1
Pending Charges	45	4	29	47	19	22	36	26	28	3	37	3	22
Pending DR	0	0	0	0	0	0	0	0	0	0	0	0	0
SRG Affiliation	15	1	24	27	15	11	46	18	18	2	10	2	22
Pending Waiver	0	0	0	0	0	0	0	0	0	0	0	0	0
85% Status	9	5	17	23	15	17	13	12	13	0	14	1	1
Case Review	12	16	25	40	17	27	16	25	33	17	19	14	12
<u>Revocation Hearings:</u>													
Attorney	0	0	0	0	0	0	0	0	0	0	2	0	0
Pending Charges	4	0	1	5	4	1	8	3	4	3	3	2	4
Total Inmate Reasons:	85	28	103	150	83	89	133	90	108	29	95	25	67
<u>DOC-Related Reasons</u>													
<u>Regular Hearings</u>													
Transportation	44	47	27	48	46	34	37	40	40	54	43	35	32
Awaiting MH Evaluation	3	8	4	10	6	8	3	2	2	8	5	8	4
Total DOC Reasons:	47	55	31	58	52	42	40	42	42	62	48	43	36
<u>Board-Related Reasons</u>													
<u>Regular Hearings</u>													
Additional Info	16	6	17	42	37	16	39	19	26	32	20	17	11
Additional Offense Info	10	2	11	19	20	14	8	5	17	7	7	7	20
Hearing Cancelled	106	0	269	0	52	36	82	9	52	18	55	8	24
Ineligible-PE date	0	1	3	1	1	0	0	0	0	0	0	0	1
No Parole Package	0	0	0	0	0	0	0	0	0	0	0	0	0
Awaiting Sex Offender Eval	0	0	0	0	0	0	0	0	0	0	0	0	0
Other	28	3	29	31	23	20	19	16	18	4	27	6	36
Total Board Reasons:	160	12	329	93	133	86	148	49	113	61	109	38	92
All Reasons:	292	95	463	301	268	217	321	181	263	152	252	106	195

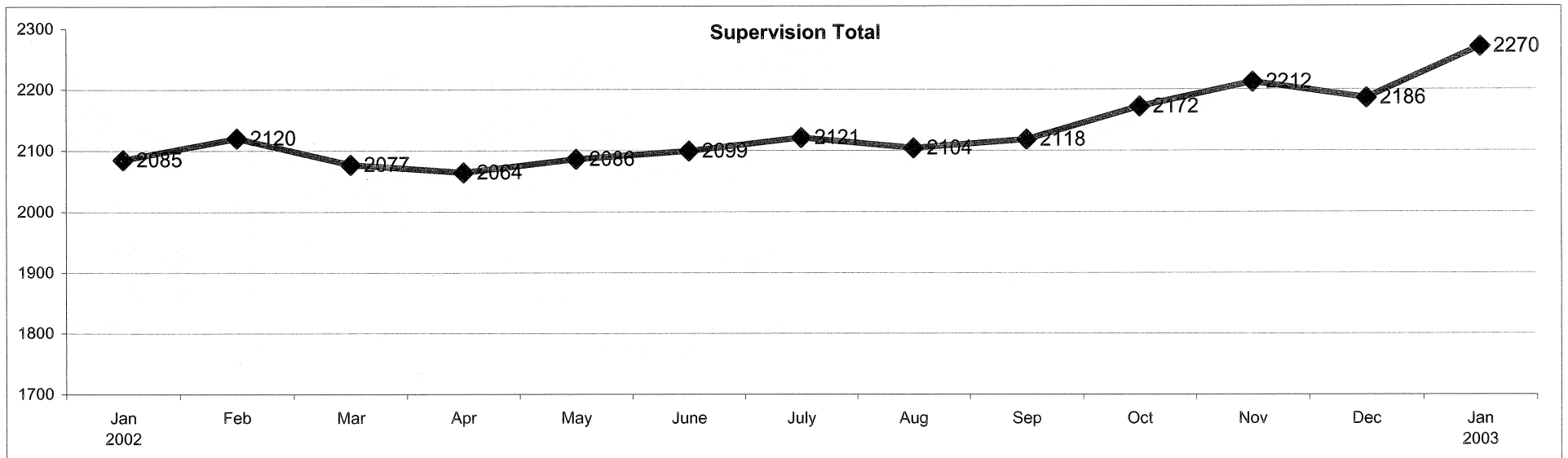


**Parole Granting Rate
February 2002 - January 2003**


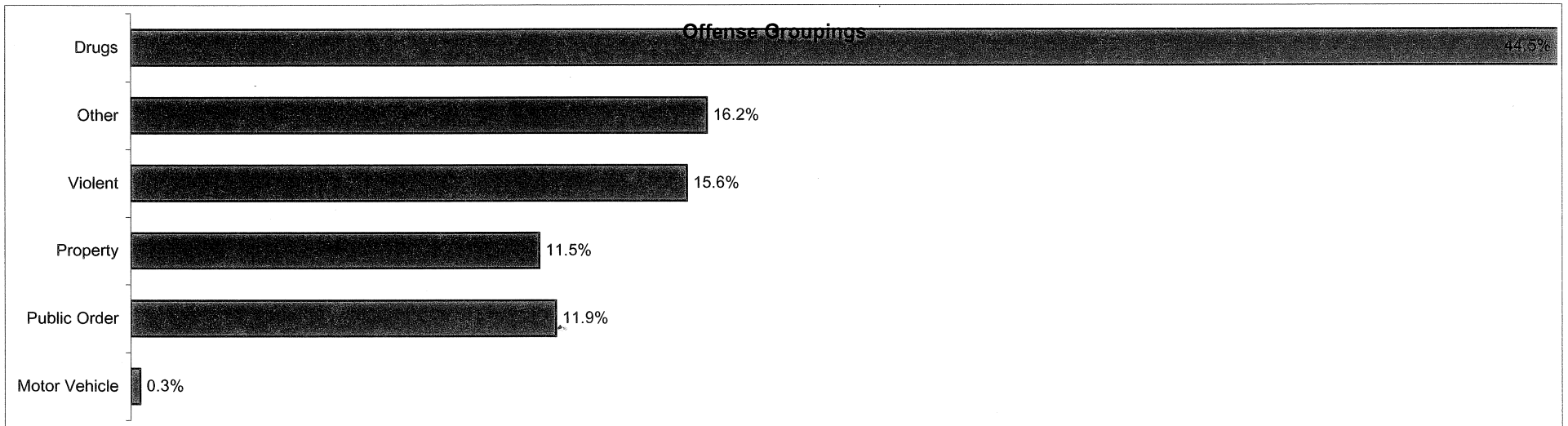
	Full Panel Hearings	Administrative Reviews
February	80%	76%
March	48%	80%
April	74%	78%
May	71%	84%
June	67%	71%
July	77%	69%
August	68%	75%
September	67%	65%
October	63%	65%
November	73%	72%
December	79%	72%
January	69%	73%
Average:	70%	73%

Connecticut Board of Parole Parole Supervision Caseload January 31, 2003

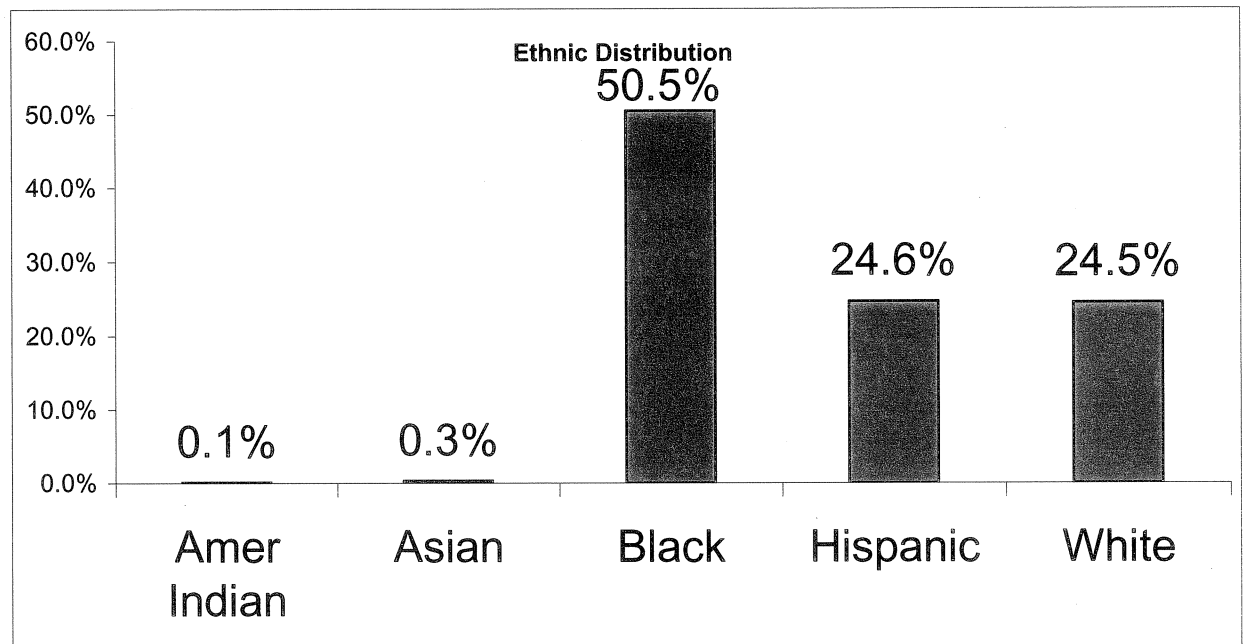
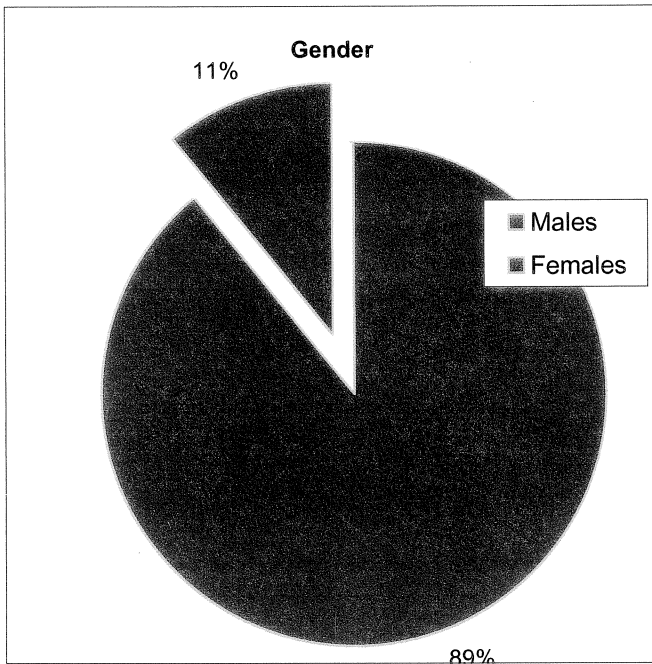
	2002												2003
	Jan	Feb	Mar	Apr	May	June	July	Aug	Sep	Oct	Nov	Dec	Jan
CT Parolees Supervised in CT	1770	1784	1743	1731	1758	1767	1788	1777	1787	1840	1879	1842	1923
Out Of State Parolees Supervised in CT	175	190	190	191	188	187	189	184	183	189	194	205	203
CT Supervision Total:	1945	1974	1933	1922	1946	1954	1977	1961	1970	2029	2073	2047	2126
CT Parolees Supervised Out of State	140	146	144	142	140	145	144	143	148	143	139	139	144
Supervision Total:	2085	2120	2077	2064	2086	2099	2121	2104	2118	2172	2212	2186	2270
Parole Violators Confined	283	279	284	300	306	306	345	331	353	317	295	294	291
GRAND TOTAL	2368	2399	2361	2364	2392	2405	2466	2435	2471	2489	2507	2480	2561



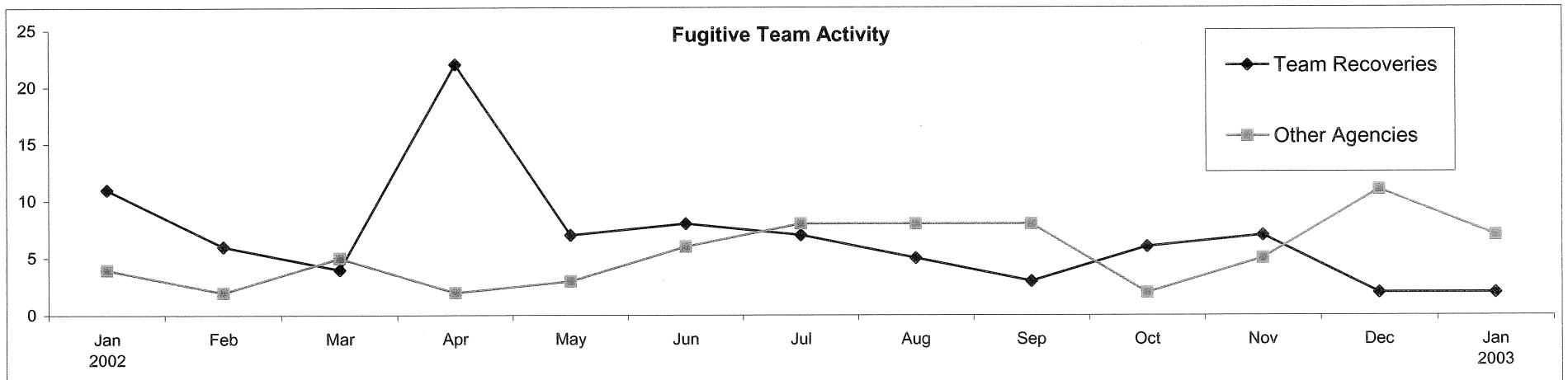
Connecticut Board of Parole Parole Supervision Caseload January 31, 2003



**Connecticut Board of Parole
Parole Supervision Caseload
January 31, 2003**



**Connecticut Board of Parole
Parole Supervision Caseload
January 31, 2003**



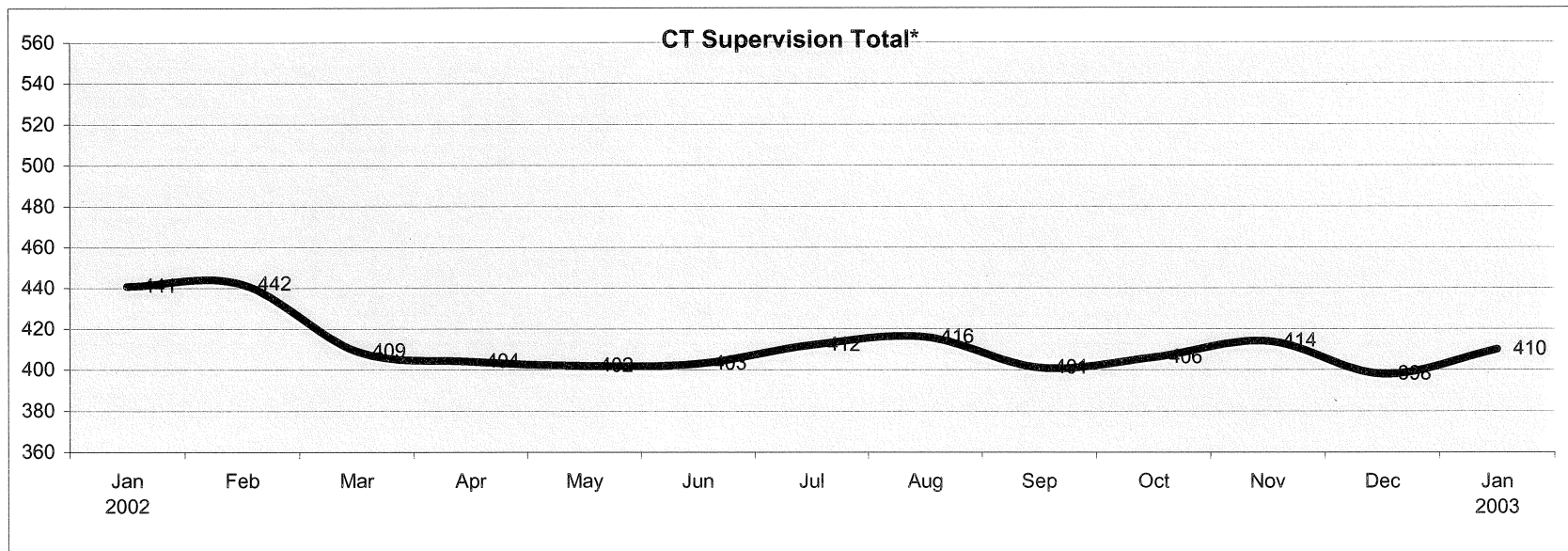
**Connecticut Board of Parole
Parole Supervision Caseload
January 31, 2003**

	2002												2003
	Jan	Feb	Mar	Apr	May	June	July	Aug	Sep	Oct	Nov	Dec	Jan
Number of Parolees Employed:	1571	1577	1525	1541	1535	1551	1596	1564	1606	1638	1675	1634	1691
Parolees Unemployable:	174	192	206	193	206	199	184	191	195	187	185	202	210
Proportion Employed:	89%	88%	88%	89%	88%	88%	89%	88%	90%	89%	89%	89%	88%
Number Active in Parole Works:	125	135	129	138	131	129	126	121	118	128	137	132	144
# Community Service Hours:	1425	1789	1117	1578	858	852	1419	956	748	1176	1534	1975	2193

Parole Supervision Caseload January 31, 2003

Bridgeport District Office Supervision Caseload

	2002												2003
	Jan	Feb	Mar	Apr	May	Jun	Jul	Aug	Sep	Oct	Nov	Dec	Jan
CT Parolees Supervised in CT	394	396	365	356	360	362	372	378	362	368	375	357	371
Out Of State Parolees Supervised in CT	47	46	44	48	42	41	40	38	39	38	39	41	39
CT Supervision Total:	441	442	409	404	402	403	412	416	401	406	414	398	410
Parole Violators Confined	73	71	71	68	56	66	75	54	59	57	47	55	46
GRAND TOTAL	514	513	480	472	458	469	487	470	460	463	461	453	456

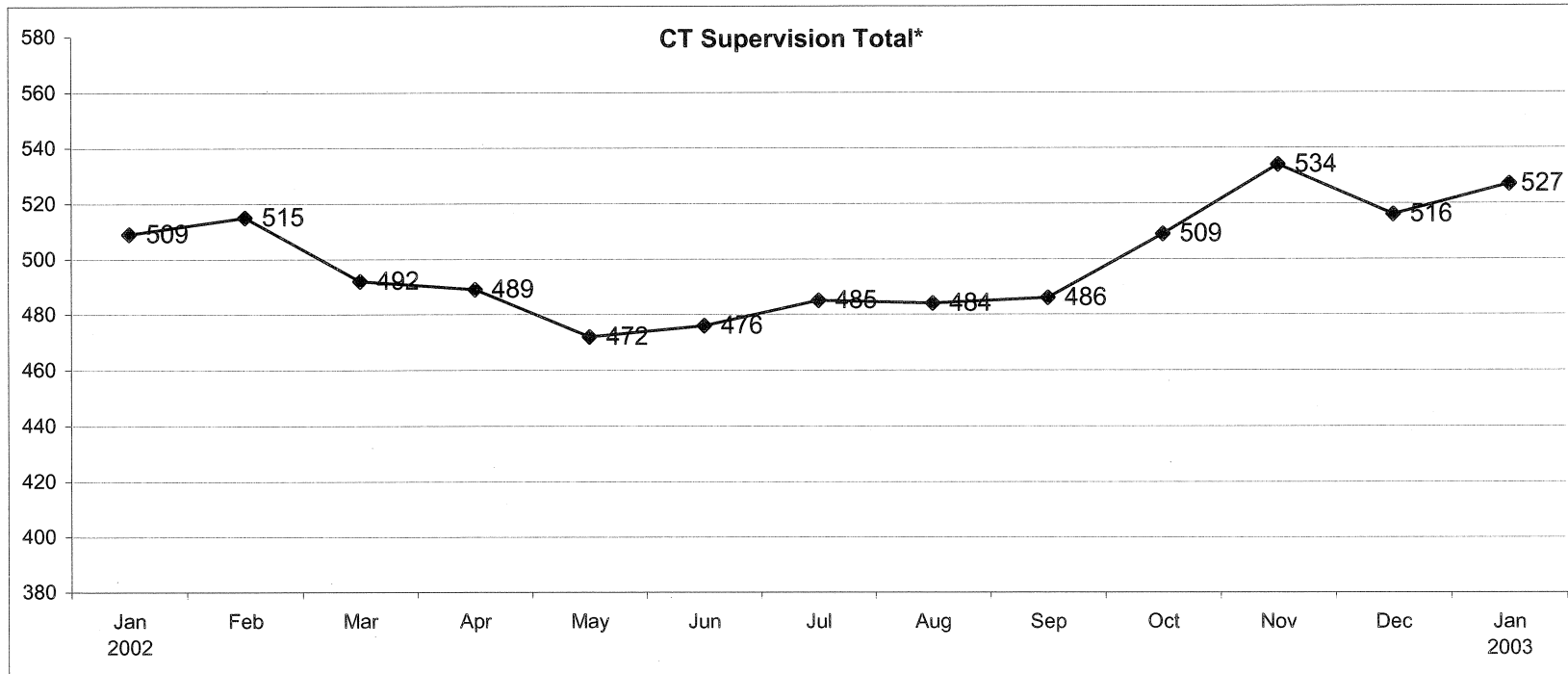


Parole Supervision Caseload

January 31, 2003

Hartford District Office Supervision Caseload

	2002												2003
	Jan	Feb	Mar	Apr	May	Jun	Jul	Aug	Sep	Oct	Nov	Dec	Jan
CT Parolees Supervised in CT	472	474	448	444	431	436	439	438	443	462	486	466	479
Out Of State Parolees Supervised in CT	37	41	44	45	41	40	46	46	43	47	48	50	48
CT Supervision Total:	509	515	492	489	472	476	485	484	486	509	534	516	527
Parole Violators Confined	89	86	95	104	111	99	123	130	135	108	105	99	114
GRAND TOTAL	598	601	587	593	583	575	608	614	621	617	639	615	641

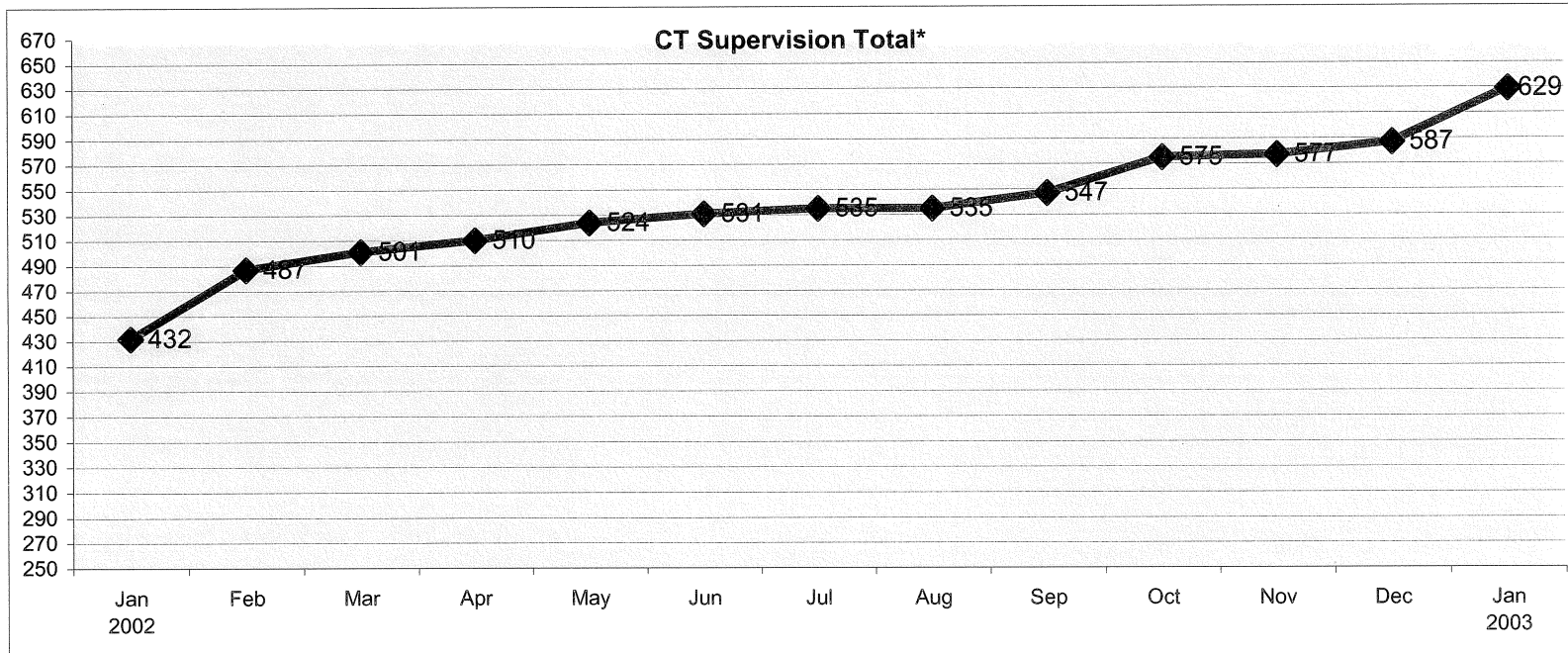


Parole Supervision Caseload

January 31, 2003

New Haven District Office Supervision Caseload

	2002												2003
	Jan	Feb	Mar	Apr	May	Jun	Jul	Aug	Sep	Oct	Nov	Dec	Jan
CT Parolees Supervised in CT	388	440	458	461	474	478	484	484	490	519	523	532	571
Out Of State Parolees Supervised in CT	44	47	43	49	50	53	51	51	57	56	54	55	58
CT Supervision Total:	432	487	501	510	524	531	535	535	547	575	577	587	629
Parole Violators Confined	47	58	70	65	71	71	78	81	86	106	85	84	87
GRAND TOTAL	479	545	571	575	595	602	613	616	633	681	662	671	716

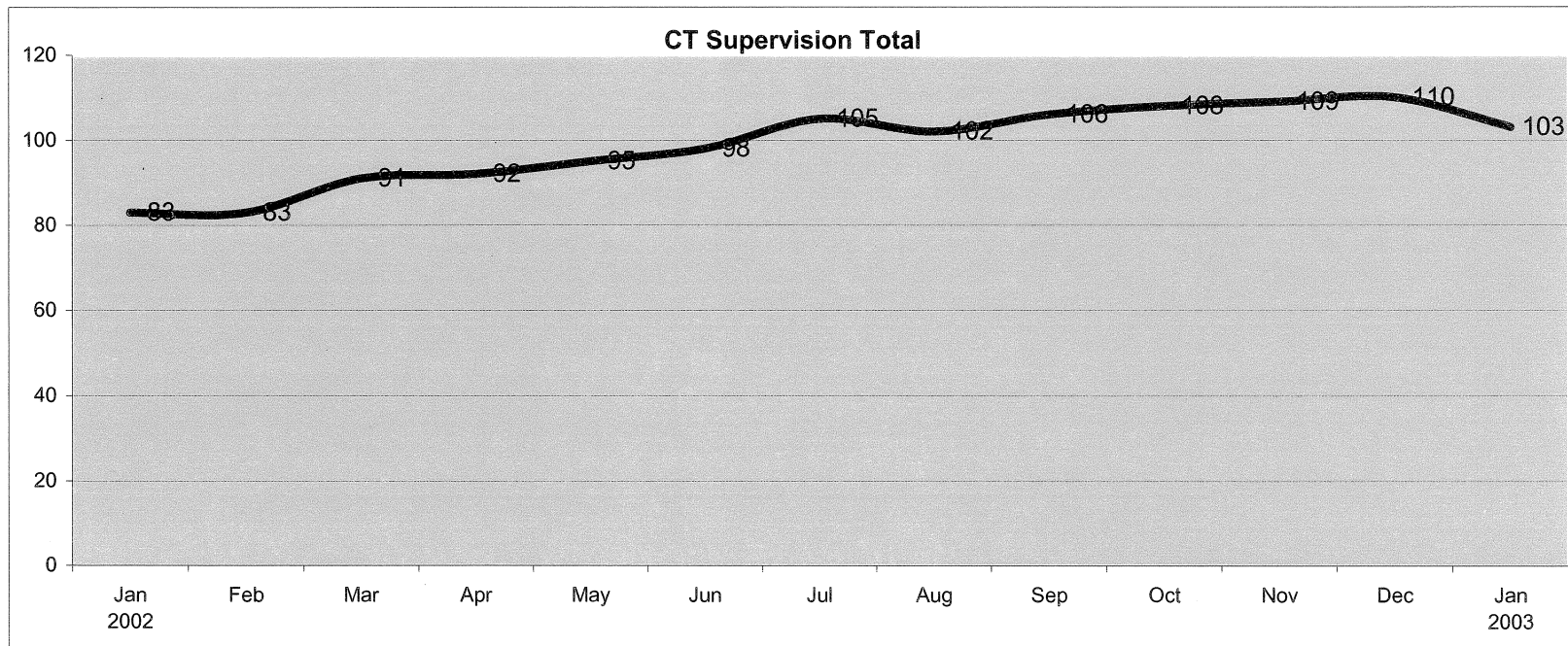


Parole Supervision Caseload

January 31, 2003

Special Management Supervision Caseload

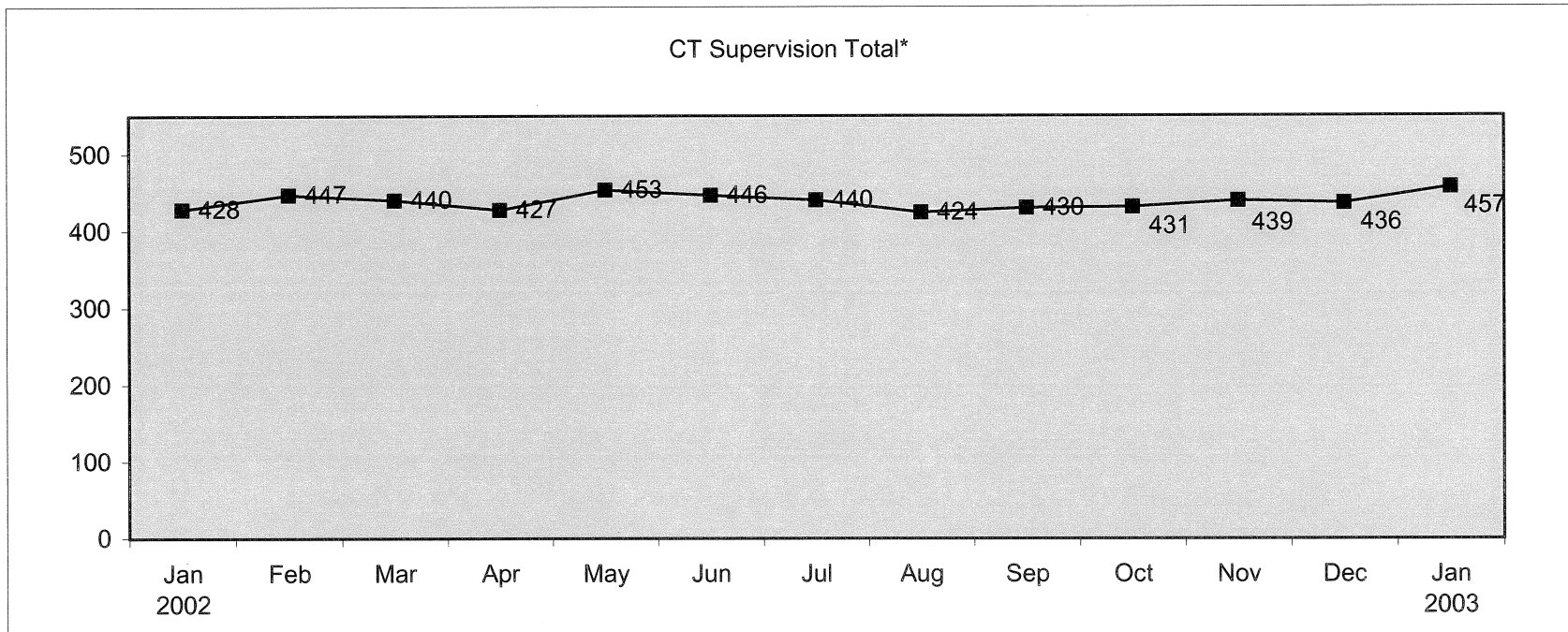
	2002												2003
	Jan	Feb	Mar	Apr	May	Jun	Jul	Aug	Sep	Oct	Nov	Dec	Jan
CT Parolees Supervised in CT	75	67	73	74	77	81	88	87	92	93	91	91	88
Out Of State Parolees Supervised in CT	8	16	18	18	18	17	17	15	14	15	18	19	15
CT Supervision Total:	83	83	91	92	95	98	105	102	106	108	109	110	103
Parole Violators Confined	14	16	16	11	14	15	16	15	12	23	25	23	25
GRAND TOTAL	97	99	107	103	109	113	121	117	118	131	134	133	128



Parole Supervision Caseload January 31, 2003

Waterbury Caseload

	2002												2003
	Jan	Feb	Mar	Apr	May	Jun	Jul	Aug	Sep	Oct	Nov	Dec	Jan
CT Parolees Supervised in CT	389	407	399	396	416	410	405	390	400	398	404	396	414
Out Of State Parolees Supervised in CT	39	40	41	31	37	36	35	34	30	33	35	40	43
CT Supervision Total:	428	447	440	427	453	446	440	424	430	431	439	436	457
Parole Violators Confined	41	36	37	46	54	48	50	46	41	44	34	30	24
GRAND TOTAL	469	483	477	473	507	494	490	470	471	475	473	466	481



Violation Reports

January 1, 2003 - January 31, 2003

<i>Office</i>	<i>Parole Officer</i>	<i>Absconder</i>	<i>Criminal</i>	<i>Technical</i>	<i>Total</i>
<i>Bridgeport</i>					
	Barry		2	1	3
	DeLucia	2		1	3
	Emielita		1		1
	Holmes			1	1
	Johnson		1	2	3
	O'Reilly			1	1
	Office Total	2	4	6	12
<i>Hartford</i>					
	Banas		2	4	6
	Casanova	1		4	5
	Edwards		3	2	5
	Hill		1	1	2
	Hyman		4		4
	Knapp	2	1	2	5
	Mills		1		1
	Szydlo		1		1
	Office Total	3	13	13	29
<i>New Haven</i>					
	Duca	1	7	3	11
	Hogan	1	1	1	3
	Kelly	1	1	2	4
	Lawlor	1	3	4	8
	Nelson			1	1
	Runlett	1	3	3	7
	Sprawling	1	1	3	5
	Watts		3	1	4
	Office Total	6	19	18	43

Special Management

Monday, February 10, 2003

<i>Office</i>	<i>Parole Officer</i>	<i>Absconder</i>	<i>Criminal</i>	<i>Technical</i>	<i>Total</i>
	Boleski			3	3
	Fleming			1	1
	Office Total			4	4
<i>Waterbury</i>					
	Defeo	2	1		3
	Fernandes			1	1
	Johnson		1		1
	Krupa		1		1
	McCown		1		1
	O'Connor	1	3		4
	Romano		1		1
	Wood	1	1		2
	Office Total	4	9	1	14
<i>Grand Total</i>		15	45	42	102

** Source: Hearings Division Warrant Requests and Interstate Reports*