


STATE OF CONNECTICUT

**Connecticut Parole and
Community Services**

Monthly Report



December 2002
(December 2001 to December 2002)

Prepared by
Jerry Stowell

FOR
BOARD OF PARDONS & PAROLES (BOPP)
AND
DEPARTMENT OF CORRECTION (DOC)
Parole and Community Services Division

**Correctional Population and Parole Eligibility
December 31, 2002**

Confined Population

18,796

(Unsentenced and Special Inmates)

(4,038)

Balance

14,758

(Sentences 2 Years & Less, Cuscom, New Admits)

(4,949)

Balance

9,809

(Parole Ineligible, crime committed)

(682)

Balance

9,127

(SRG Classification)

(316)

Balance

8,811

(Wright Decision Cases)

(409)

Balance

8,402

(Level 5 Classification)

(100)

Balance

8,302

(Chronic Disciplinary Unit Classification)

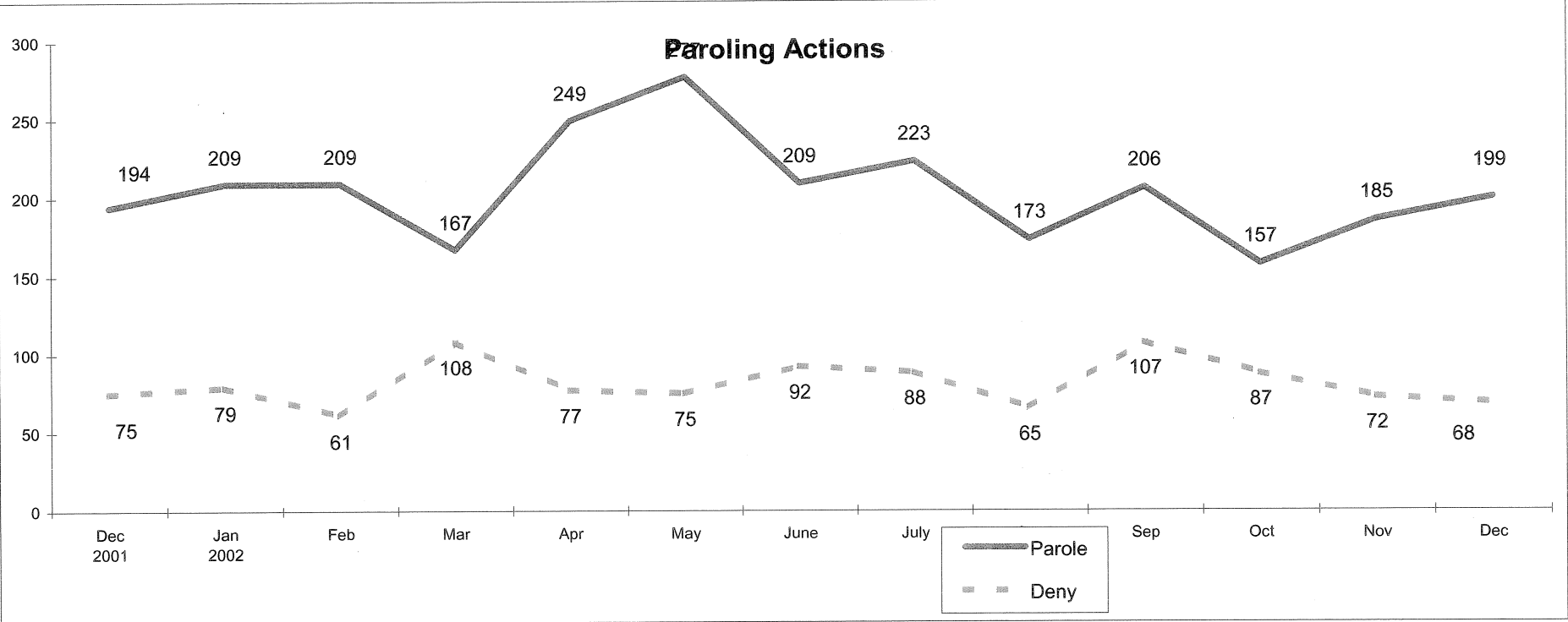
(61)

Population Eligible for Parole Consideration 8,241

**Connecticut Board of Parole
Hearings Division Monthly Statistics
December 31, 2002**

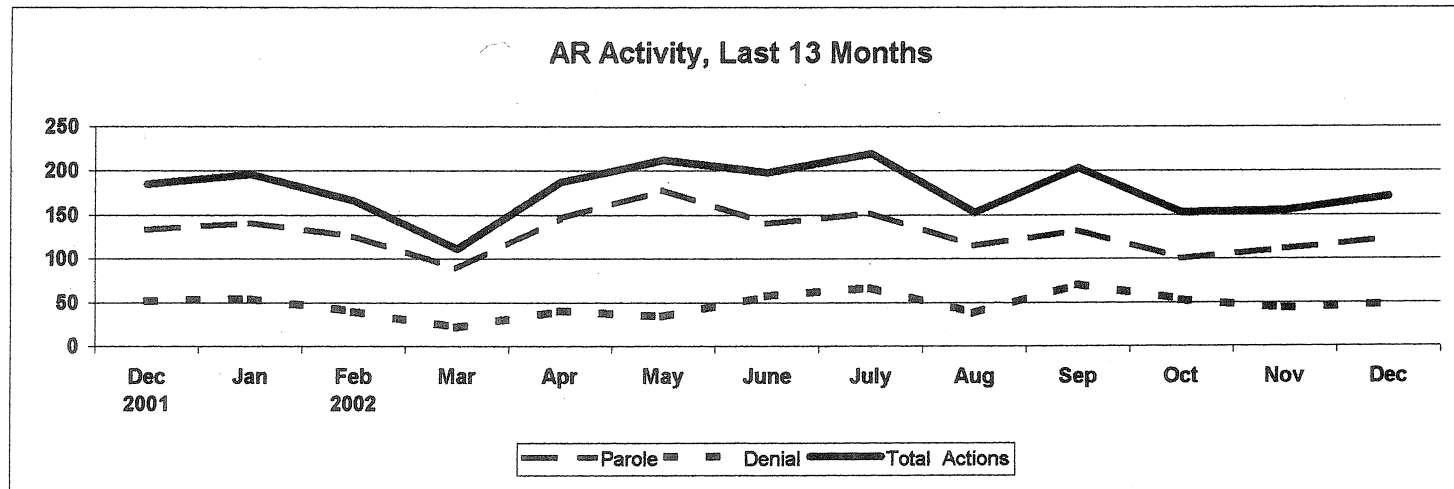
	2001 2002												12 Mo.	
	Dec	Jan	Feb	Mar	Apr	May	June	July	Aug	Sep	Oct	Nov	Dec	Totals
Full Panel Actions														
Parole	61	68	83	78	103	99	69	71	58	74	57	74	76	910
Deny	23	24	21	86	36	41	34	21	27	36	34	28	20	408
Medical Parole	0	0	0	0	0	0	0	0	0	0	0	0	0	0
Revoke	46	41	40	53	39	55	55	50	66	31	60	59	35	584
Revoke & Reparole	14	16	12	18	24	19	28	21	24	24	33	42	24	285
Rescind	13	14	11	10	11	9	5	6	10	7	9	7	5	104
Rescind & Reparole	12	6	11	11	4	13	10	11	7	11	18	17	16	135
Early Parole Discharge	0	0	0	0	0	0	0	0	0	0	0	0	0	0
Total Full Panel Actions	169	169	178	256	217	236	201	180	192	183	211	227	176	2426
Administrative Review Actions														
Parole	133	141	126	89	146	178	140	152	115	132	100	111	123	1553
Deny	52	55	40	22	41	34	58	67	38	71	53	44	48	571
Total Admin. Review Actions	185	196	166	111	187	212	198	219	153	203	153	155	171	2124
Staff Actions														
Case Review	15	12	16	25	40	17	27	16	25	33	17	19	14	261
Review & Reschedule	169	303	96	479	296	278	208	337	185	245	155	256	105	2943
Close Interest	54	87	20	101	126	66	41	65	31	52	37	78	21	725
Total Actions	592	767	476	972	866	809	675	817	586	716	573	735	487	8479
Total Hearing Dates	18	20	18	21	21	20	18	19	20	20	18	20	19	234
Parole Grant Rate														
Full Panels	73%	74%	80%	48%	74%	71%	67%	77%	68%	67%	63%	73%	79%	69%
Administrative Reviews	72%	72%	76%	80%	78%	84%	71%	69%	75%	65%	65%	72%	72%	73%

**Connecticut Board of Parole
Hearings Division Monthly Statistics
December 31, 2002**



**Connecticut Board of Parole
Hearings Division Monthly Statistics
Administrative Reviews
December 31, 2002**

	2001		2002										
	Dec	Jan	Feb	Mar	Apr	May	June	July	Aug	Sep	Oct	Nov	Dec
Parole	133	141	126	89	146	178	140	152	115	132	100	111	123
Denial	52	55	40	22	41	34	58	67	38	71	53	44	48
Medical Parole	0	0	0	0	0	0	0	0	0	0	0	0	0
Total Actions	185	196	166	111	187	212	198	219	153	203	153	155	171



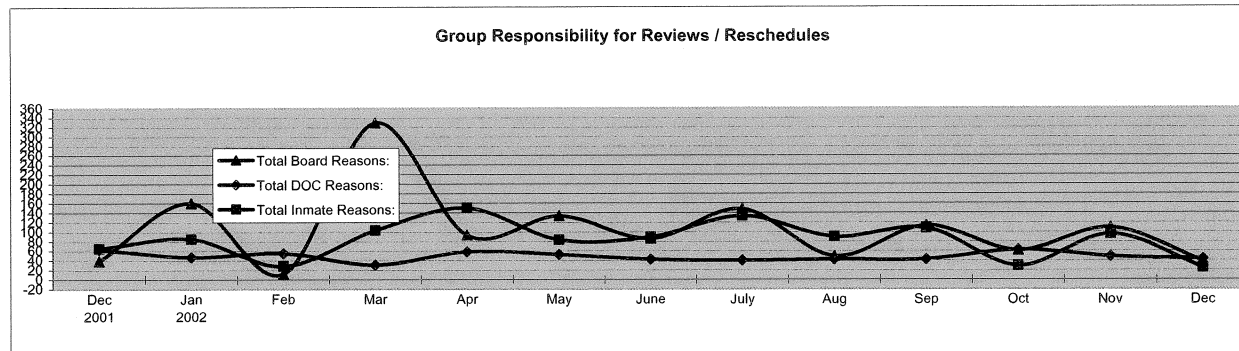
**Connecticut Board of Parole
Hearings Division Monthly Statistics
Current Location
December 31, 2002
Persons Granted Parole via Administrative Reviews**

Granting Month

Location	2001 2002												12 mo. Total	
	Dec	Jan	Feb	Mar	Apr	May	June	July	Aug	Sep	Oct	Nov		Dec
CT Parole Supervision	6	9	5	8	4	6	17	19	22	10	1	14	17	132
Out-of State Parole Supervision	0	0	0	0	0	0	0	0	1	0	0	1	0	2
Abscond from Parole	0	1	0	0	0	0	0	1	0	0	0	0	0	2
Halfway House	10	5	8	5	8	10	3	5	0	2	4	5	3	58
Confined in CT, to be Released	113	126	113	71	129	159	115	122	92	116	93	90	97	1323
Confined, Out of State	0	0	0	0	0	0	0	0	0	0	0	0	0	0
Furlough	0	0	0	0	0	0	0	0	0	0	0	0	0	0
Escaped, Prior to Release	0	0	0	0	0	0	0	0	0	0	0	0	0	0
Reconfined	0	0	0	0	0	0	0	0	0	0	0	0	0	0
TS	0	0	0	0	0	0	0	0	0	0	0	0	0	0
Discharged	0	0	0	1	0	3	0	0	0	0	0	0	1	5
Virginia	4	0	0	4	5	0	5	5	0	4	2	0	4	29
Medical Hospital	0	0	0	0	0	0	0	0	0	0	0	1	0	1
Total	133	141	126	89	146	178	140	152	115	132	100	111	122	1552

**Connecticut Board of Parole
Types of Review and Rescheduling Activities
December 2002**

	2001	2002											
	Dec	Jan	Feb	Mar	Apr	May	June	July	Aug	Sep	Oct	Nov	Dec
<u>Inmate-Related Reasons:</u>													
<u>Regular Hearings</u>													
In Seg/Punitive Seg	5	0	1	4	7	12	11	14	6	12	4	10	3
Inmate's Request	0	0	1	3	1	1	0	0	0	0	0	0	0
Pending Charges	14	45	4	29	47	19	22	36	26	28	3	37	3
Pending DR	0	0	0	0	0	0	0	0	0	0	0	0	0
SRG Affiliation	19	15	1	24	27	15	11	46	18	18	2	10	2
Pending Waiver	0	0	0	0	0	0	0	0	0	0	0	0	0
85% Status	11	9	5	17	23	15	17	13	12	13	0	14	1
Case Review	15	12	16	25	40	17	27	16	25	33	17	19	14
<u>Revocation Hearings:</u>													
Attorney	0	0	0	0	0	0	0	0	0	0	0	2	0
Pending Charges	1	4	0	1	5	4	1	8	3	4	3	3	2
Total Inmate Reasons:	65	85	28	103	150	83	89	133	90	108	29	95	25
<u>DOC-Related Reasons</u>													
<u>Regular Hearings</u>													
Transportation	57	44	47	27	48	46	34	37	40	40	54	43	35
Awaiting MH Evaluation	6	3	8	4	10	6	8	3	2	2	8	5	8
Total DOC Reasons:	63	47	55	31	58	52	42	40	42	42	62	48	43
<u>Board-Related Reasons</u>													
<u>Regular Hearings</u>													
Additional Info	13	16	6	17	42	37	16	39	19	26	32	20	17
Additional Offense Info	14	10	2	11	19	20	14	8	5	17	7	7	7
Hearing Cancelled	0	106	0	269	0	52	36	82	9	52	18	55	8
Ineligible-PE date	0	0	1	3	1	1	0	0	0	0	0	0	0
No Parole Package	0	0	0	0	0	0	0	0	0	0	0	0	0
Awaiting Sex Offender Eval	0	0	0	0	0	0	0	0	0	0	0	0	0
Other	12	28	3	29	31	23	20	19	16	18	4	27	6
Total Board Reasons:	39	160	12	329	93	133	86	148	49	113	61	109	38
All Reasons:	167	292	95	463	301	268	217	321	181	263	152	252	106

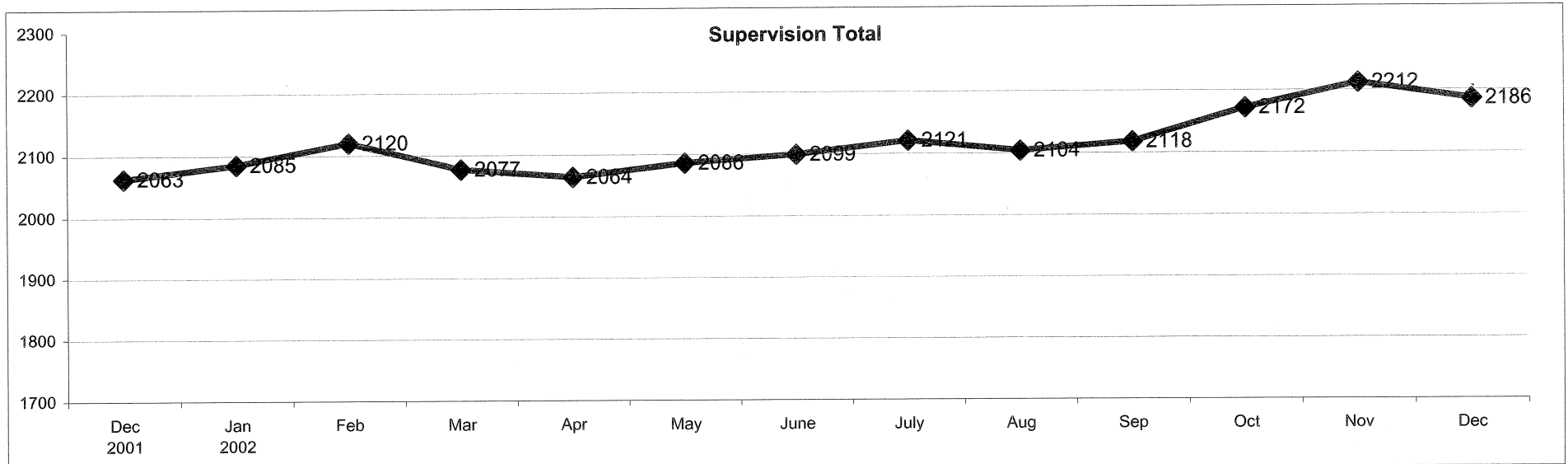


**Parole Granting Rate
January 2002 - December 2002**

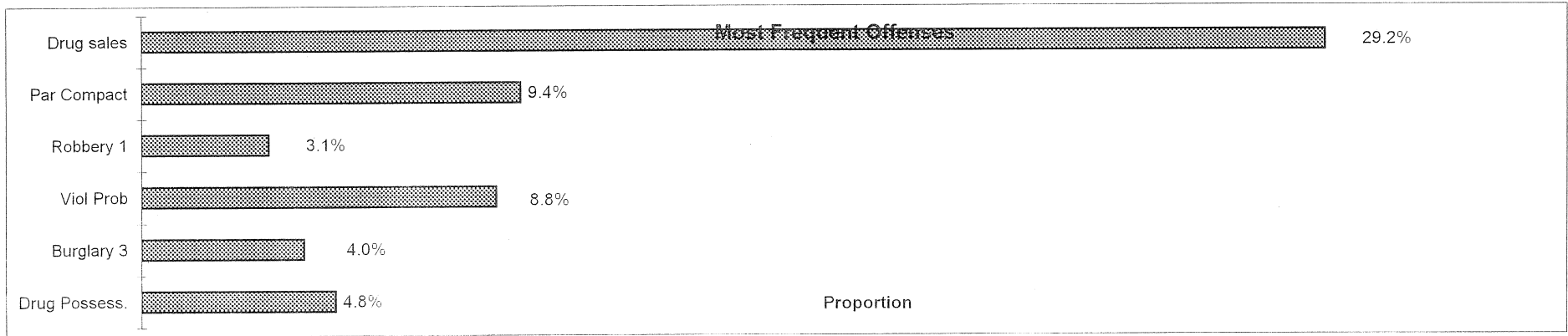
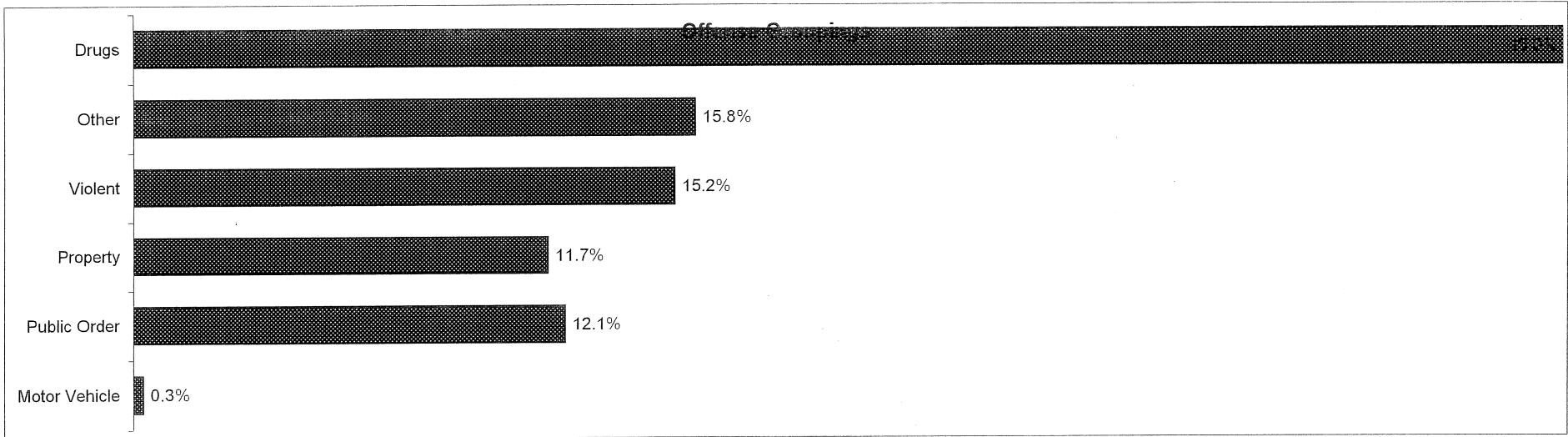
	Full Panel Hearings	Administrative Reviews
January	74%	72%
February	80%	76%
March	48%	80%
April	74%	78%
May	71%	84%
June	67%	71%
July	77%	69%
August	68%	75%
September	67%	65%
October	63%	65%
November	73%	72%
December	79%	72%
Average:	70%	73%

Connecticut Board of Parole Parole Supervision Caseload December 31, 2002

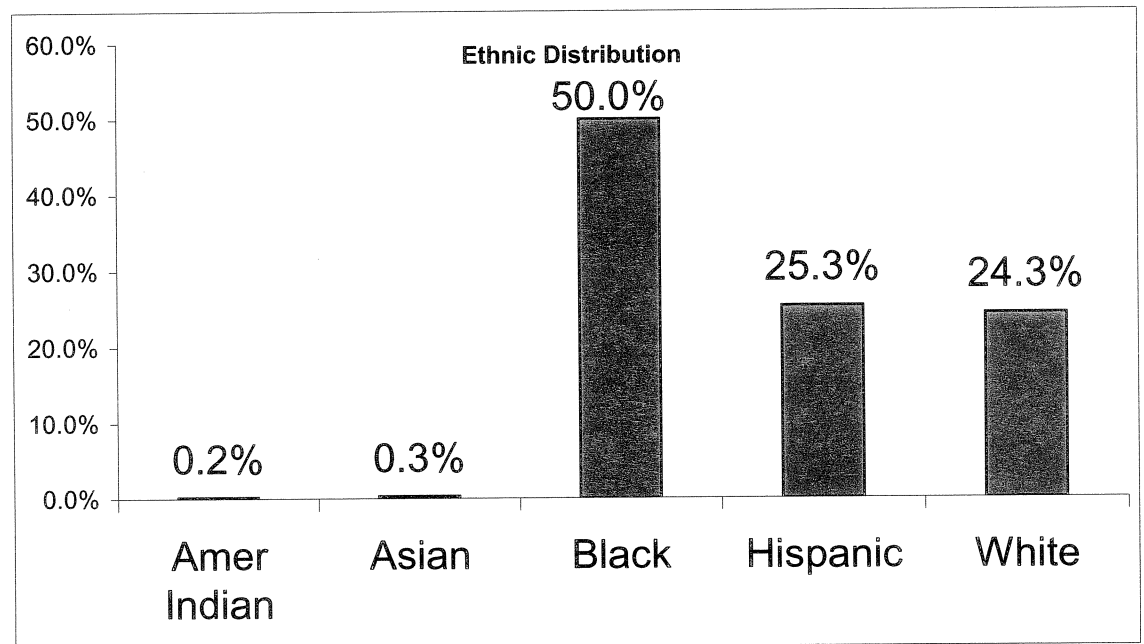
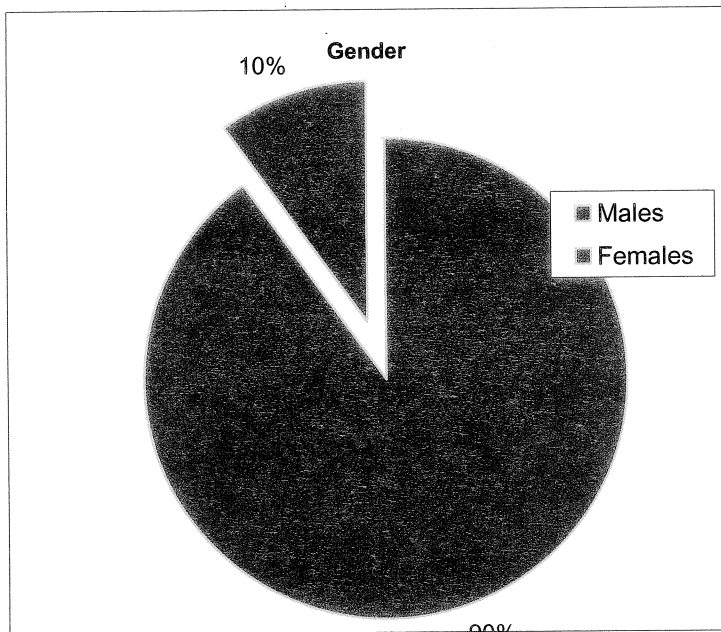
	2001 Dec	2002 Jan	Feb	Mar	Apr	May	June	July	Aug	Sep	Oct	Nov	Dec
CT Parolees Supervised in CT	1750	1770	1784	1743	1731	1758	1767	1788	1777	1787	1840	1879	1842
Out Of State Parolees Supervised in CT	175	175	190	190	191	188	187	189	184	183	189	194	205
CT Supervision Total:	1925	1945	1974	1933	1922	1946	1954	1977	1961	1970	2029	2073	2047
CT Parolees Supervised Out of State	138	140	146	144	142	140	145	144	143	148	143	139	139
Supervision Total:	2063	2085	2120	2077	2064	2086	2099	2121	2104	2118	2172	2212	2186
Parole Violators Confined	265	283	279	284	300	306	306	345	331	353	317	295	294
GRAND TOTAL	2328	2368	2399	2361	2364	2392	2405	2466	2435	2471	2489	2507	2480



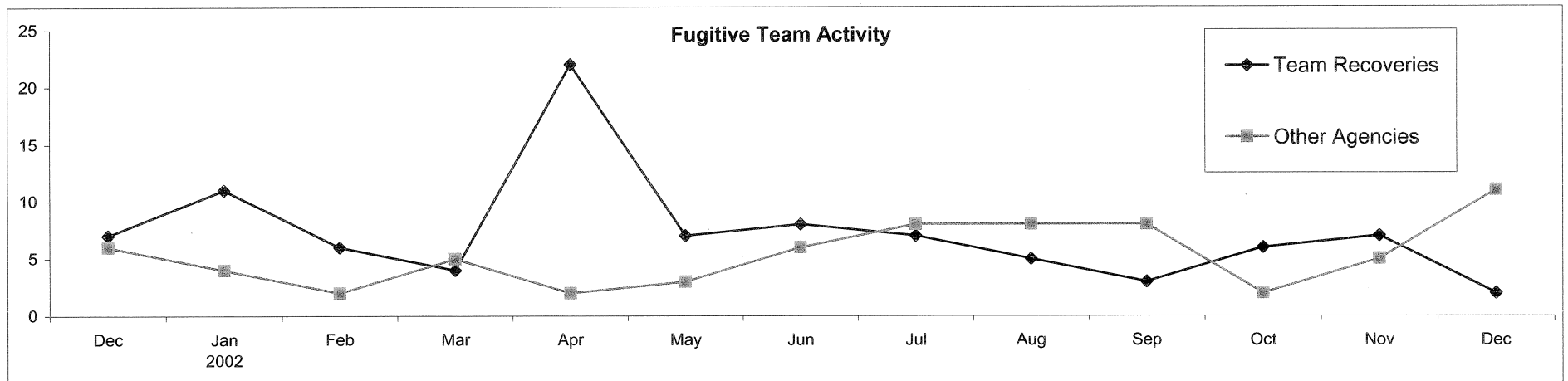
Connecticut Board of Parole Parole Supervision Caseload December 31, 2002



**Connecticut Board of Parole
Parole Supervision Caseload
December 31, 2002**



Connecticut Board of Parole Parole Supervision Caseload December 31, 2002



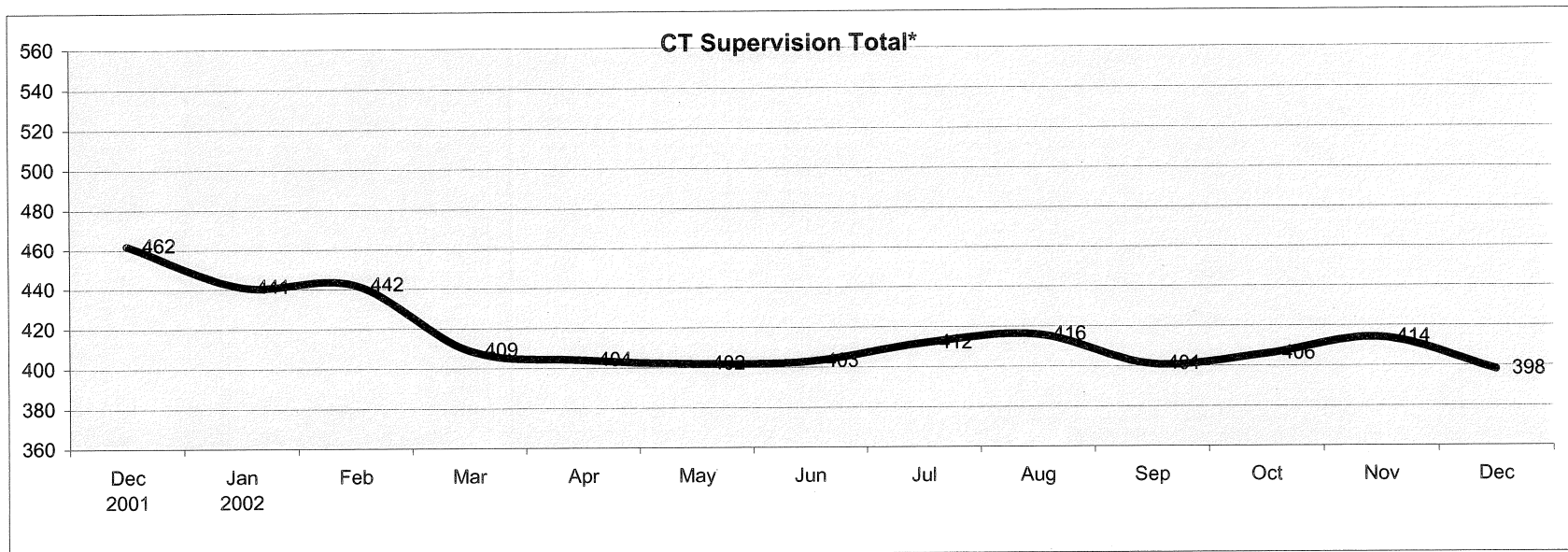
**Connecticut Board of Parole
Parole Supervision Caseload
December 31, 2002**

	2001 Dec	2002 Jan	Feb	Mar	Apr	May	June	July	Aug	Sep	Oct	Nov	Dec
Number of Parolees Employed:	1553	1571	1577	1525	1541	1535	1551	1596	1564	1606	1638	1675	1634
Parolees Unemployable:	170	174	192	206	193	206	199	184	191	195	187	185	202
Proportion Employed:	88%	89%	88%	88%	89%	88%	88%	89%	88%	90%	89%	89%	89%
Number Active in Parole Works:	126	125	135	129	138	131	129	126	121	118	128	137	132
# Community Service Hours:	337	1425	1789	1117	1578	858	852	1419	956	748	1176	1534	1975

Parole Supervision Caseload December 31, 2002

Bridgeport District Office Supervision Caseload

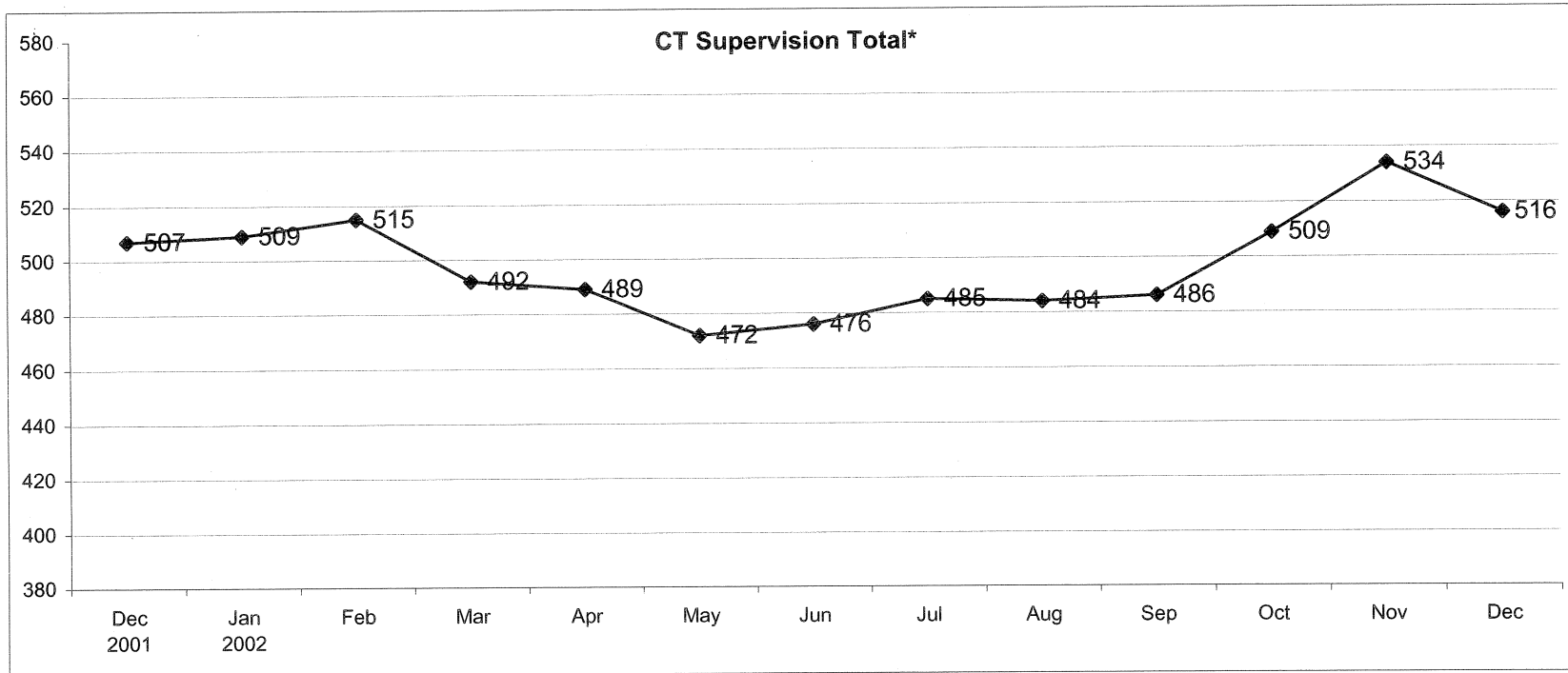
	2001		2002										
	Dec	Jan	Feb	Mar	Apr	May	Jun	Jul	Aug	Sep	Oct	Nov	Dec
CT Parolees Supervised in CT	418	394	396	365	356	360	362	372	378	362	368	375	357
Out Of State Parolees Supervised in CT	44	47	46	44	48	42	41	40	38	39	38	39	41
CT Supervision Total:	462	441	442	409	404	402	403	412	416	401	406	414	398
Parole Violators Confined	64	73	71	71	68	56	66	75	54	59	57	47	55
GRAND TOTAL	526	514	513	480	472	458	469	487	470	460	463	461	453



Parole Supervision Caseload December 31, 2002

Hartford District Office Supervision Caseload

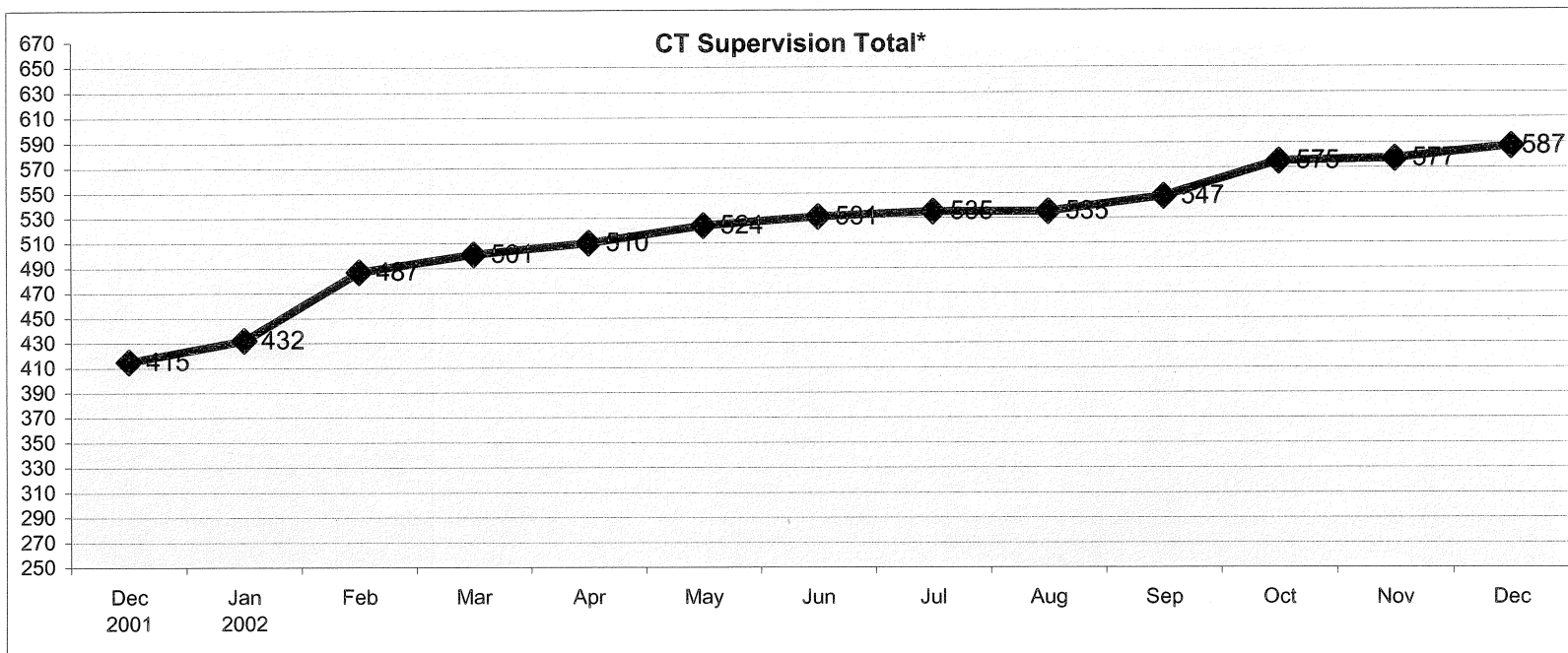
	2001		2002										
	Dec	Jan	Feb	Mar	Apr	May	Jun	Jul	Aug	Sep	Oct	Nov	Dec
CT Parolees Supervised in CT	470	472	474	448	444	431	436	439	438	443	462	486	466
Out Of State Parolees Supervised in CT	37	37	41	44	45	41	40	46	46	43	47	48	50
CT Supervision Total:	507	509	515	492	489	472	476	485	484	486	509	534	516
Parole Violators Confined	93	89	86	95	104	111	99	123	130	135	108	105	99
GRAND TOTAL	600	598	601	587	593	583	575	608	614	621	617	639	615



Parole Supervision Caseload December 31, 2002

New Haven District Office Supervision Caseload

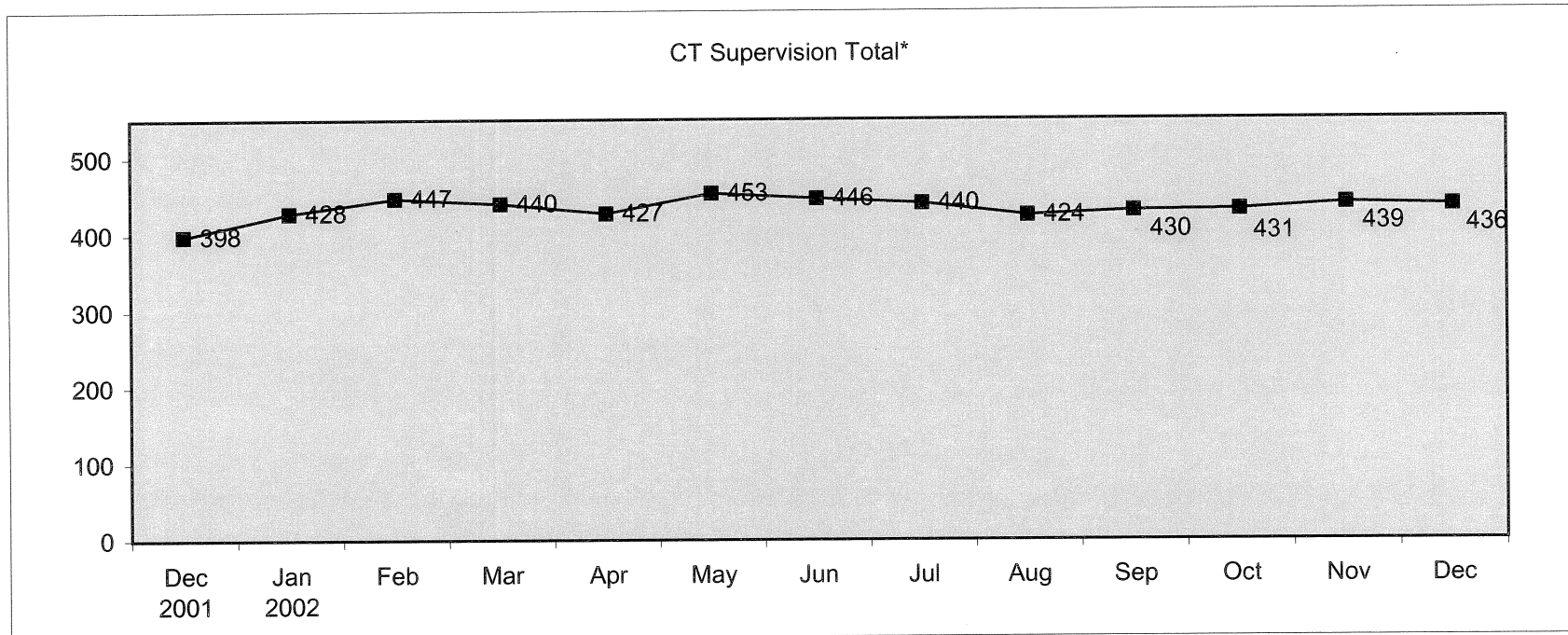
	2001		2002										
	Dec	Jan	Feb	Mar	Apr	May	Jun	Jul	Aug	Sep	Oct	Nov	Dec
CT Parolees Supervised in CT	372	388	440	458	461	474	478	484	484	490	519	523	532
Out Of State Parolees Supervised in CT	43	44	47	43	49	50	53	51	51	57	56	54	55
CT Supervision Total:	415	432	487	501	510	524	531	535	535	547	575	577	587
Parole Violators Confined	84	47	58	70	65	71	71	78	81	86	106	85	84
GRAND TOTAL	499	479	545	571	575	595	602	613	616	633	681	662	671



Parole Supervision Caseload December 31, 2002

Waterbury Caseload

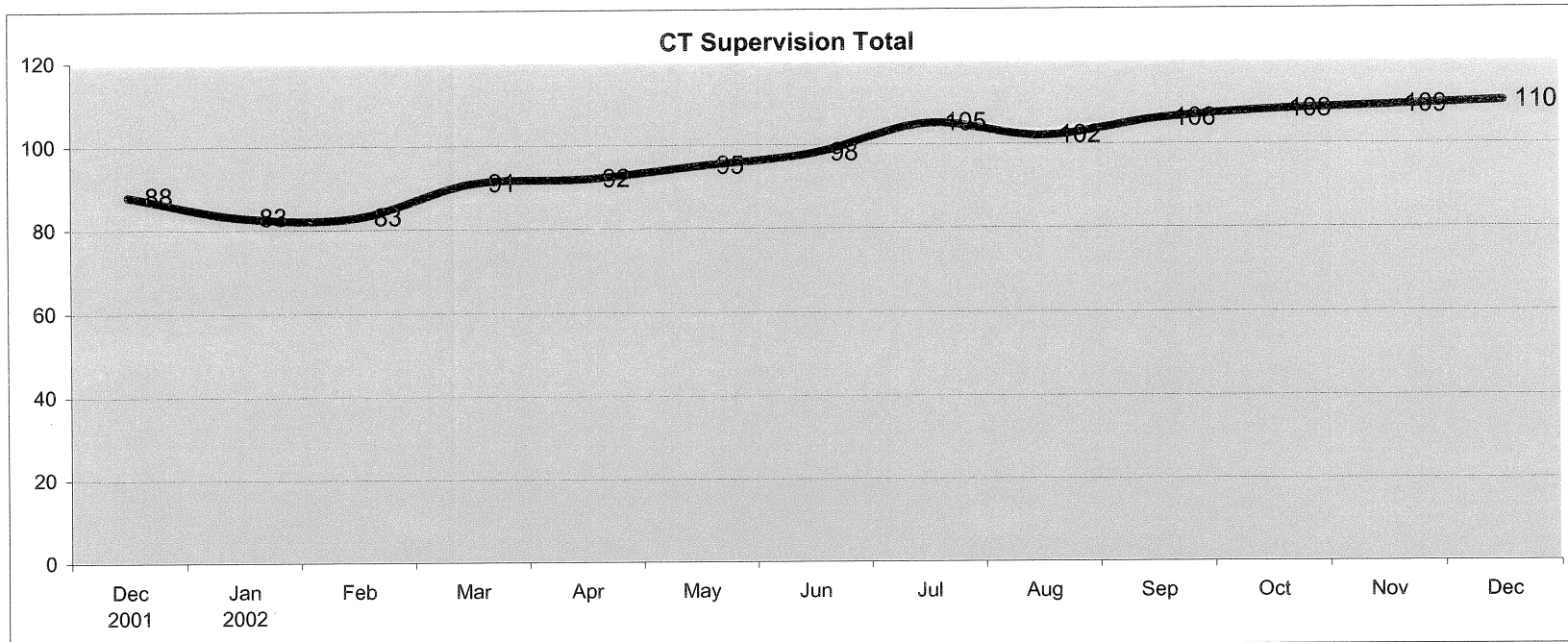
	2001		2002										
	Dec	Jan	Feb	Mar	Apr	May	Jun	Jul	Aug	Sep	Oct	Nov	Dec
CT Parolees Supervised in CT	360	389	407	399	396	416	410	405	390	400	398	404	396
Out Of State Parolees Supervised in CT	38	39	40	41	31	37	36	35	34	30	33	35	40
CT Supervision Total:	398	428	447	440	427	453	446	440	424	430	431	439	436
Parole Violators Confined	46	41	36	37	46	54	48	50	46	41	44	34	30
GRAND TOTAL	444	469	483	477	473	507	494	490	470	471	475	473	466



Parole Supervision Caseload December 31, 2002

Special Management Supervision Caseload

	2001		2002										
	Dec	Jan	Feb	Mar	Apr	May	Jun	Jul	Aug	Sep	Oct	Nov	Dec
CT Parolees Supervised in CT	75	75	67	73	74	77	81	88	87	92	93	91	91
Out Of State Parolees Supervised in CT	13	8	16	18	18	18	17	17	15	14	15	18	19
CT Supervision Total:	88	83	83	91	92	95	98	105	102	106	108	109	110
Parole Violators Confined	13	14	16	16	11	14	15	16	15	12	23	25	23
GRAND TOTAL	101	97	99	107	103	109	113	121	117	118	131	134	133



Violation Reports

December 1, 2002 - December 31, 2002

<i>Office</i>	<i>Parole Officer</i>	<i>Absconder</i>	<i>Criminal</i>	<i>Technical</i>	<i>Total</i>
<i>Bridgeport</i>					
	Barry			1	1
	Emielita		1	2	3
	Greene		1		1
	Holmes			1	1
	O'Reilly		2	1	3
	Tomaszewski	1	2	1	4
	Office Total	1	6	6	13
<i>Hartford</i>					
	Banas			2	2
	Casanova	1		3	4
	Edwards		2	1	3
	Hill		1	4	5
	Knapp		1		1
	Mills		1	1	2
	Szydlo		1		1
	Office Total	1	6	11	18
<i>New Haven</i>					
	Griffin		1		1
	Kelly	1		1	2
	Lawlor			1	1
	Runlett	1		1	2
	Sprawling	2	1		3
	Office Total	4	2	3	9
<i>Special Management</i>					
	Boleski	1	2		3
	Fleming			1	1
	Noto			1	1

Wednesday, January 08, 2003

<i>Office</i>	<i>Parole Officer</i>	<i>Absconder</i>	<i>Criminal</i>	<i>Technical</i>	<i>Total</i>
	Office Total	1	2	2	5
<i>Waterbury</i>					
	Amaral	1		1	2
	Defeo	1			1
	Krupa		1		1
	McCown			2	2
	O'Connor		3		3
	Romano		1	1	2
	Office Total	2	5	4	11
<i>Grand Total</i>		9	21	26	56

** Source: Hearings Division Warrant Requests and Interstate Reports*