


STATE OF CONNECTICUT

Connecticut Parole and  
Community Services

**Monthly Report**



**November 2002**  
*(November 2001 to November 2002)*

Prepared by  
*Jerry Stowell*

FOR  
BOARD OF PARDONS & PAROLES (BOPP)  
AND  
DEPARTMENT OF CORRECTION (DOC)  
Parole and Community Services Division

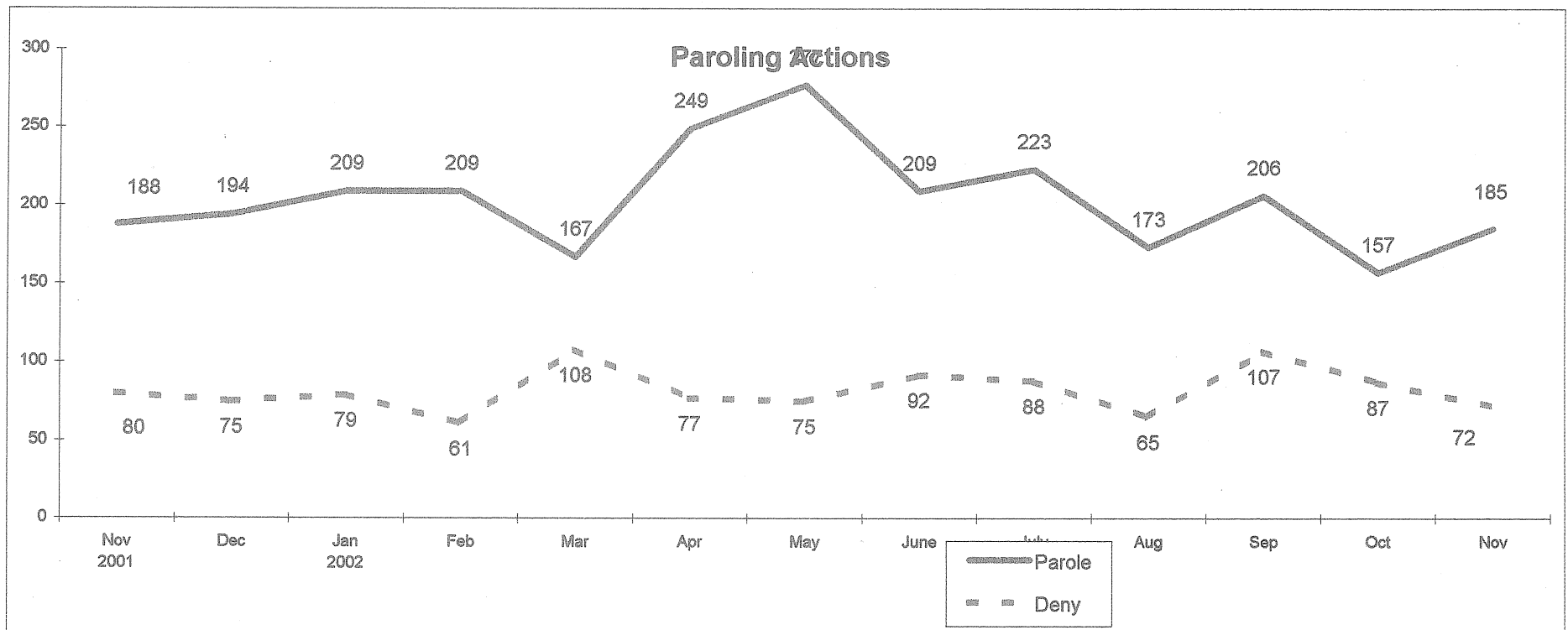
**Correctional Population and Parole Eligibility  
November 30, 2002**

<b>Confined Population</b>	<b>18,807</b>		
(Unsentenced and Special Inmates)	(3,914)	Balance	14,893
(Sentences 2 Years & Less, Cuscom, New Admits)	(5,059)	Balance	9,834
(Parole Ineligible, crime committed)	(680)	Balance	9,154
(SRG Classification)	(322)	Balance	8,832
(Wright Decision Cases)	(412)	Balance	8,420
(Level 5 Classification)	(97)	Balance	8,323
(Chronic Disciplinary Unit Classification)	(59)		
<b>Population Eligible for Parole Consideration</b>	<b>8,264</b>		

**Connecticut Board of Parole  
Hearings Division Monthly Statistics  
November 30, 2002**

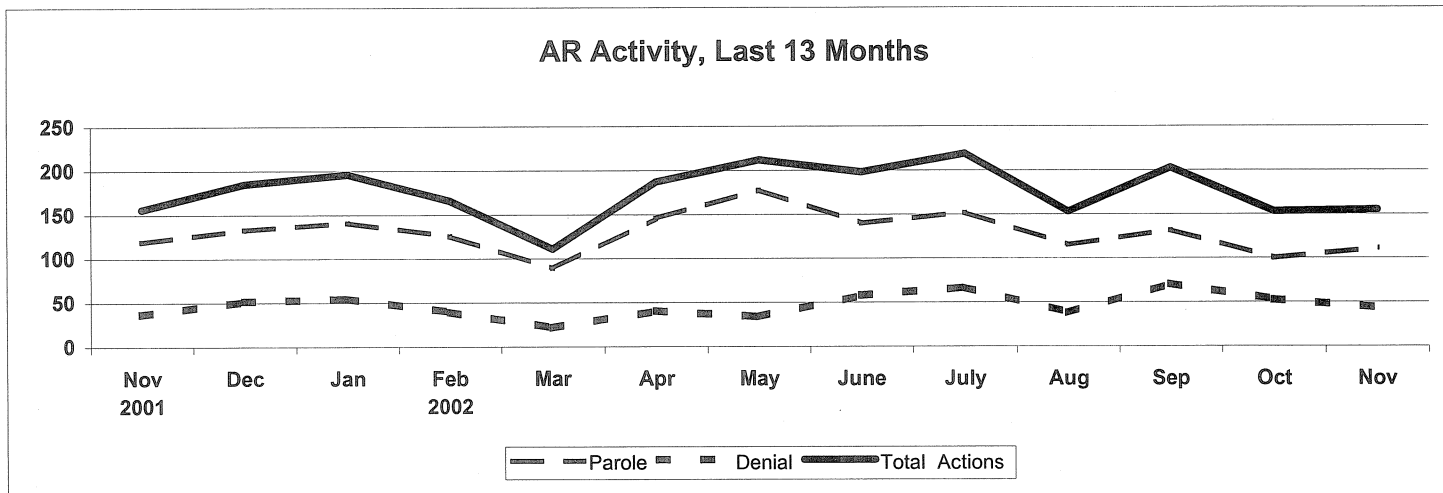
	2001		2002										12 Mo.	
	Nov	Dec	Jan	Feb	Mar	Apr	May	June	July	Aug	Sep	Oct	Nov	Totals
<b>Full Panel Actions</b>														
Parole	69	61	68	83	78	103	99	69	71	58	74	57	74	895
Deny	43	23	24	21	86	36	41	34	21	27	36	34	28	411
Medical Parole	0	0	0	0	0	0	0	0	0	0	0	0	0	0
Revoke	42	46	41	40	53	39	55	55	50	66	31	60	59	595
Revoke & Reparole	26	14	16	12	18	24	19	28	21	24	24	33	42	275
Rescind	16	13	14	11	10	11	9	5	6	10	7	9	7	112
Rescind & Reparole	12	12	6	11	11	4	13	10	11	7	11	18	17	131
Early Parole Discharge	0	0	0	0	0	0	0	0	0	0	0	0	0	0
<b>Total Full Panel Actions</b>	<b>208</b>	<b>169</b>	<b>169</b>	<b>178</b>	<b>256</b>	<b>217</b>	<b>236</b>	<b>201</b>	<b>180</b>	<b>192</b>	<b>183</b>	<b>211</b>	<b>227</b>	<b>2419</b>
<b>Administrative Review Actions</b>														
Parole	119	133	141	126	89	146	178	140	152	115	132	100	111	1563
Deny	37	52	55	40	22	41	34	58	67	38	71	53	44	575
<b>Total Admin. Review Actions</b>	<b>156</b>	<b>185</b>	<b>196</b>	<b>166</b>	<b>111</b>	<b>187</b>	<b>212</b>	<b>198</b>	<b>219</b>	<b>153</b>	<b>203</b>	<b>153</b>	<b>155</b>	<b>2138</b>
<b>Staff Actions</b>														
Case Review	20	15	12	16	25	40	17	27	16	25	33	17	19	262
Review & Reschedule	130	169	303	96	479	296	278	208	337	185	245	155	256	3007
Close Interest	28	54	87	20	101	126	66	41	65	31	52	37	78	758
<b>Total Actions</b>	<b>542</b>	<b>592</b>	<b>767</b>	<b>476</b>	<b>972</b>	<b>866</b>	<b>809</b>	<b>675</b>	<b>817</b>	<b>586</b>	<b>716</b>	<b>573</b>	<b>735</b>	<b>8584</b>
<b>Total Hearing Dates</b>	<b>20</b>	<b>18</b>	<b>20</b>	<b>18</b>	<b>21</b>	<b>21</b>	<b>20</b>	<b>18</b>	<b>19</b>	<b>20</b>	<b>20</b>	<b>18</b>	<b>20</b>	<b>233</b>
<b>Parole Grant Rate</b>														
Full Panels	62%	73%	74%	80%	48%	74%	71%	67%	77%	68%	67%	63%	73%	69%
Administrative Reviews	76%	72%	72%	76%	80%	78%	84%	71%	69%	75%	65%	65%	72%	73%

Connecticut Board of Parole  
Hearings Division Monthly Statistics  
November 30, 2002



**Connecticut Board of Parole  
Hearings Division Monthly Statistics  
Administrative Reviews  
November 30, 2002**

	2001		2002										
	Nov	Dec	Jan	Feb	Mar	Apr	May	June	July	Aug	Sep	Oct	Nov
<b>Parole</b>	119	133	141	126	89	146	178	140	152	115	132	100	111
<b>Denial</b>	37	52	55	40	22	41	34	58	67	38	71	53	44
<b>Medical Parole</b>	0	0	0	0	0	0	0	0	0	0	0	0	0
<b>Total Actions</b>	156	185	196	166	111	187	212	198	219	153	203	153	155



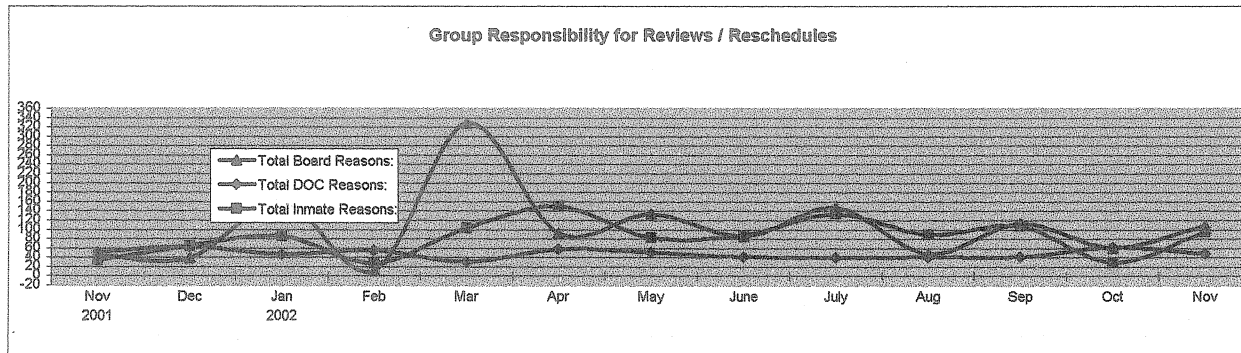
**Connecticut Board of Parole  
Hearings Division Monthly Statistics  
Current Location  
November 30, 2002  
Persons Granted Parole via Administrative Reviews**

**Granting Month**

Location	2001		2002											12 Mo.
	Nov	Dec	Jan	Feb	Mar	Apr	May	June	July	Aug	Sep	Oct	Nov	Total
CT Parole Supervision	5	6	9	5	8	4	6	17	19	22	10	1	14	121
Out-of State Parole Supervision	0	0	0	0	0	0	0	0	0	1	0	0	1	2
Abscond from Parole	0	0	1	0	0	0	0	0	1	0	0	0	0	2
Halfway House	6	10	5	8	5	8	10	3	5	0	2	4	5	65
Confined in CT, to be Released	107	113	126	113	71	129	159	115	122	92	116	93	90	1339
Confined, Out of State	0	0	0	0	0	0	0	0	0	0	0	0	0	0
Furlough	0	0	0	0	0	0	0	0	0	0	0	0	0	0
Escaped, Prior to Release	0	0	0	0	0	0	0	0	0	0	0	0	0	0
Reconfined	0	0	0	0	0	0	0	0	0	0	0	0	0	0
TS	0	0	0	0	0	0	0	0	0	0	0	0	0	0
Discharged	0	0	0	0	1	0	3	0	0	0	0	0	0	4
Virginia	1	4	0	0	4	5	0	5	5	0	4	2	0	29
Medical Hospital	0	0	0	0	0	0	0	0	0	0	0	0	1	1
<b>Total</b>	<b>119</b>	<b>133</b>	<b>141</b>	<b>126</b>	<b>89</b>	<b>146</b>	<b>178</b>	<b>140</b>	<b>152</b>	<b>115</b>	<b>132</b>	<b>100</b>	<b>111</b>	<b>1563</b>

**Connecticut Board of Parole  
Types of Review and Rescheduling Activities  
November 2002**

	2001		2002										
	Nov	Dec	Jan	Feb	Mar	Apr	May	June	July	Aug	Sep	Oct	Nov
<b><u>Inmate-Related Reasons:</u></b>													
<b><u>Regular Hearings</u></b>													
In Seg/Punitive Seg	3	5	0	1	4	7	12	11	14	6	12	4	10
Inmate's Request	0	0	0	1	3	1	1	0	0	0	0	0	0
Pending Charges	3	14	45	4	29	47	19	22	36	26	28	3	37
Pending DR	0	0	0	0	0	0	0	0	0	0	0	0	0
SRG Affiliation	5	19	15	1	24	27	15	11	46	18	18	2	10
Pending Waiver	0	0	0	0	0	0	0	0	0	0	0	0	0
85% Status	3	11	9	5	17	23	15	17	13	12	13	0	14
Case Review	20	15	12	16	25	40	17	27	16	25	33	17	19
<b><u>Revocation Hearings:</u></b>													
Attorney	0	0	0	0	0	0	0	0	0	0	0	0	2
Pending Charges	0	1	4	0	1	5	4	1	8	3	4	3	3
<b>Total Inmate Reasons:</b>	<b>34</b>	<b>65</b>	<b>85</b>	<b>28</b>	<b>103</b>	<b>150</b>	<b>83</b>	<b>89</b>	<b>133</b>	<b>90</b>	<b>108</b>	<b>29</b>	<b>95</b>
<b><u>DOC-Related Reasons</u></b>													
<b><u>Regular Hearings</u></b>													
Transportation	47	57	44	47	27	48	46	34	37	40	40	54	43
Awaiting MH Evaluation	5	6	3	8	4	10	6	8	3	2	2	8	5
<b>Total DOC Reasons:</b>	<b>52</b>	<b>63</b>	<b>47</b>	<b>55</b>	<b>31</b>	<b>58</b>	<b>52</b>	<b>42</b>	<b>40</b>	<b>42</b>	<b>42</b>	<b>62</b>	<b>48</b>
<b><u>Board-Related Reasons</u></b>													
<b><u>Regular Hearings</u></b>													
Additional Info	10	13	16	6	17	42	37	16	39	19	26	32	20
Additional Offense Info	16	14	10	2	11	19	20	14	8	5	17	7	7
Hearing Cancelled	17	0	106	0	269	0	52	36	82	9	52	18	55
Ineligible-PE date	0	0	0	1	3	1	1	0	0	0	0	0	0
No Parole Package	0	0	0	0	0	0	0	0	0	0	0	0	0
Awaiting Sex Offender Eval	0	0	0	0	0	0	0	0	0	0	0	0	0
Other	2	12	28	3	29	31	23	20	19	16	18	4	27
<b>Total Board Reasons:</b>	<b>45</b>	<b>39</b>	<b>160</b>	<b>12</b>	<b>329</b>	<b>93</b>	<b>133</b>	<b>86</b>	<b>148</b>	<b>49</b>	<b>113</b>	<b>61</b>	<b>109</b>
<b>All Reasons:</b>	<b>131</b>	<b>167</b>	<b>292</b>	<b>95</b>	<b>463</b>	<b>301</b>	<b>268</b>	<b>217</b>	<b>321</b>	<b>181</b>	<b>263</b>	<b>152</b>	<b>252</b>



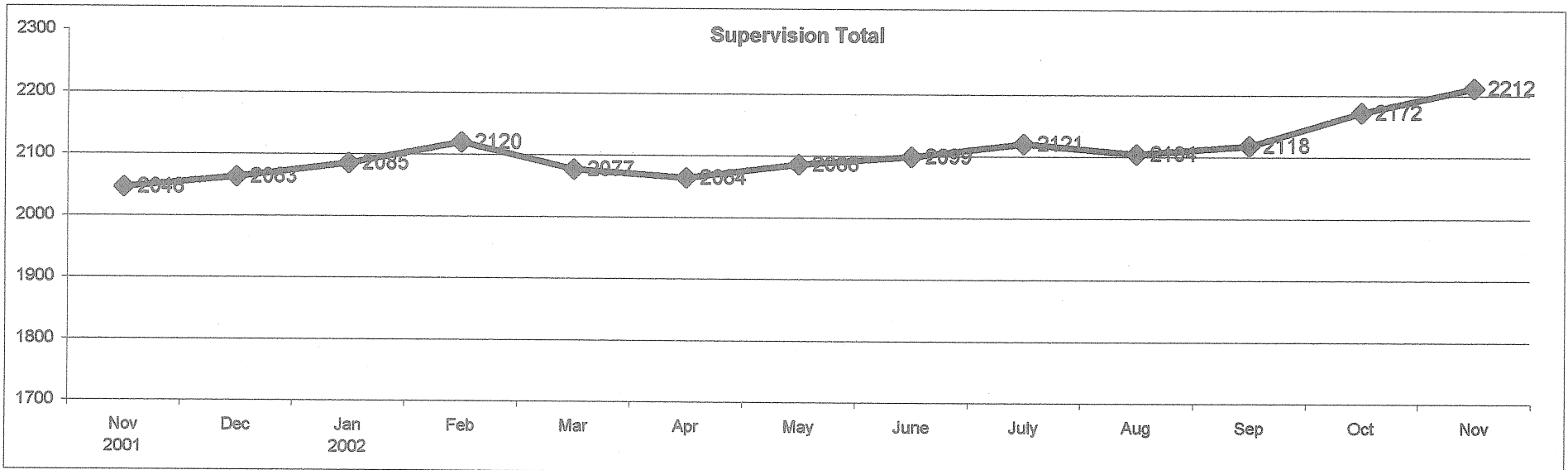
**Parole Granting Rate  
December 2001 - November 2002**

	<b>Full Panel Hearings</b>	<b>Administrative Reviews</b>
<b>December</b>	73%	72%
<b>January</b>	74%	72%
<b>February</b>	80%	76%
<b>March</b>	48%	80%
<b>April</b>	74%	78%
<b>May</b>	71%	84%
<b>June</b>	67%	71%
<b>July</b>	77%	69%
<b>August</b>	68%	75%
<b>September</b>	67%	65%
<b>October</b>	63%	65%
<b>November</b>	73%	72%
<b>Average:</b>	70%	73%

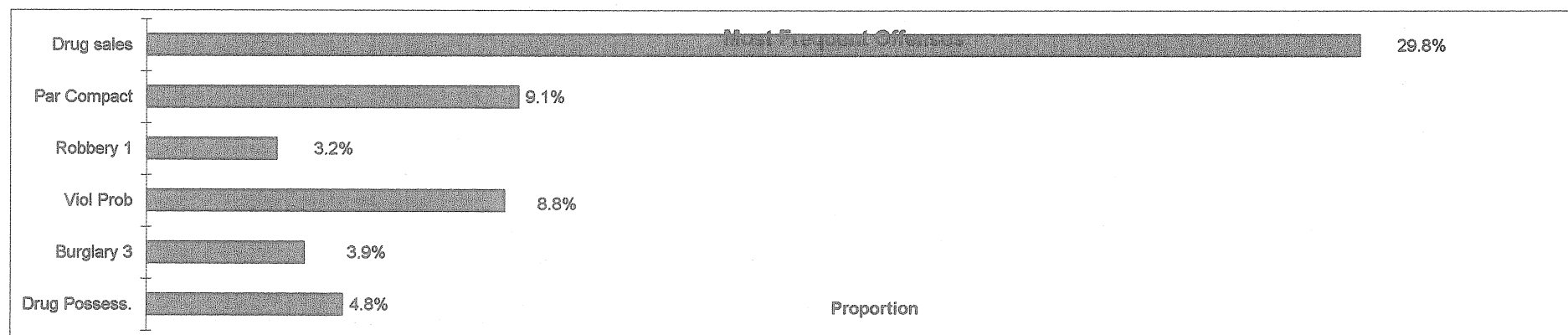
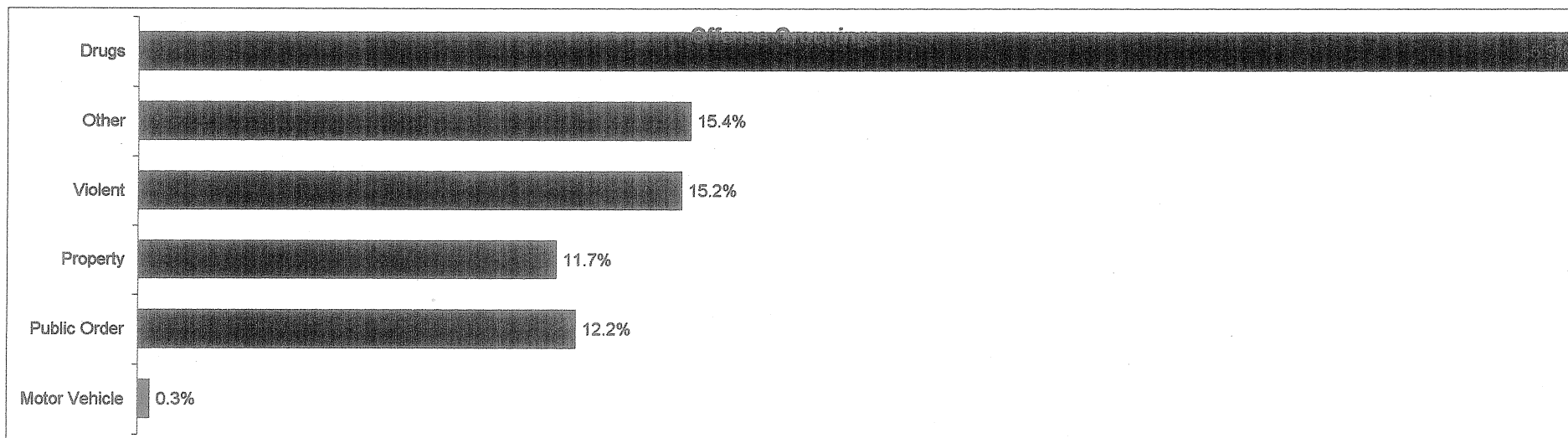


## Connecticut Board of Parole Parole Supervision Caseload November 30, 2002

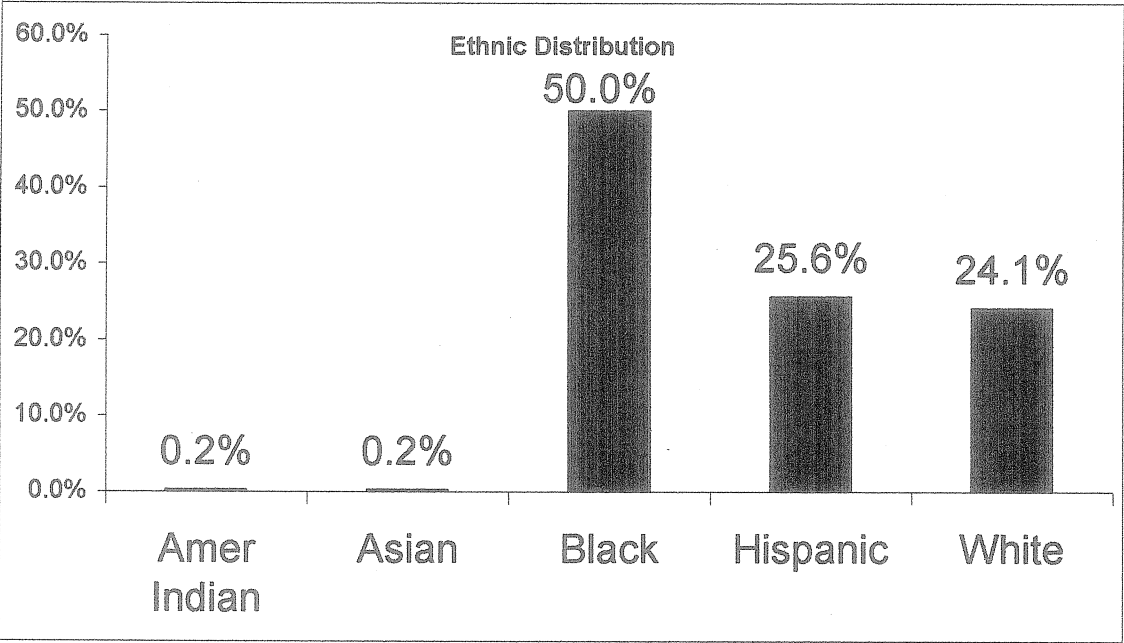
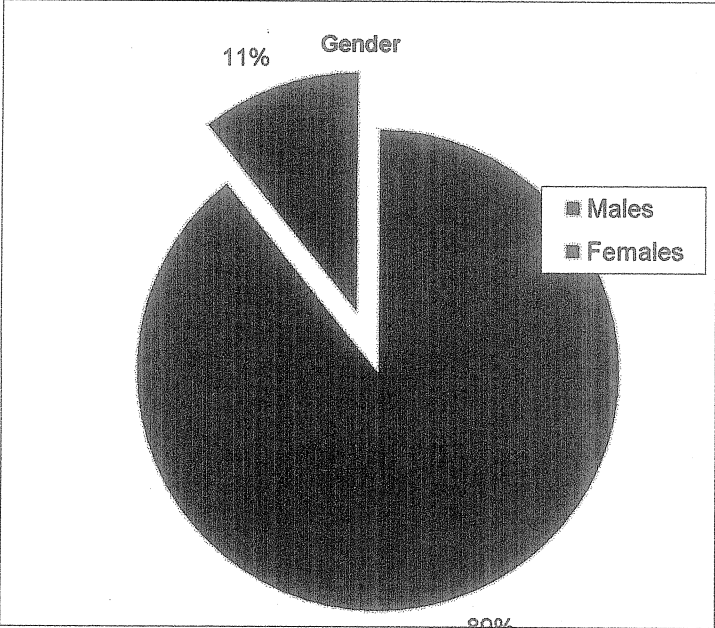
	2001		2002										
	Nov	Dec	Jan	Feb	Mar	Apr	May	June	July	Aug	Sep	Oct	Nov
CT Parolees Supervised in CT	1717	1750	1770	1784	1743	1731	1758	1767	1788	1777	1787	1840	1879
Out Of State Parolees Supervised in CT	178	175	175	190	190	191	188	187	189	184	183	189	194
<b>CT Supervision Total:</b>	<b>1895</b>	<b>1925</b>	<b>1945</b>	<b>1974</b>	<b>1933</b>	<b>1922</b>	<b>1946</b>	<b>1954</b>	<b>1977</b>	<b>1961</b>	<b>1970</b>	<b>2029</b>	<b>2073</b>
CT Parolees Supervised Out of State	151	138	140	146	144	142	140	145	144	143	148	143	139
<b>Supervision Total:</b>	<b>2046</b>	<b>2063</b>	<b>2085</b>	<b>2120</b>	<b>2077</b>	<b>2064</b>	<b>2086</b>	<b>2099</b>	<b>2121</b>	<b>2104</b>	<b>2118</b>	<b>2172</b>	<b>2212</b>
Parole Violators Confined	279	265	283	279	284	300	306	306	345	331	353	317	295
<b>GRAND TOTAL</b>	<b>2325</b>	<b>2328</b>	<b>2368</b>	<b>2399</b>	<b>2361</b>	<b>2364</b>	<b>2392</b>	<b>2405</b>	<b>2466</b>	<b>2435</b>	<b>2471</b>	<b>2489</b>	<b>2507</b>



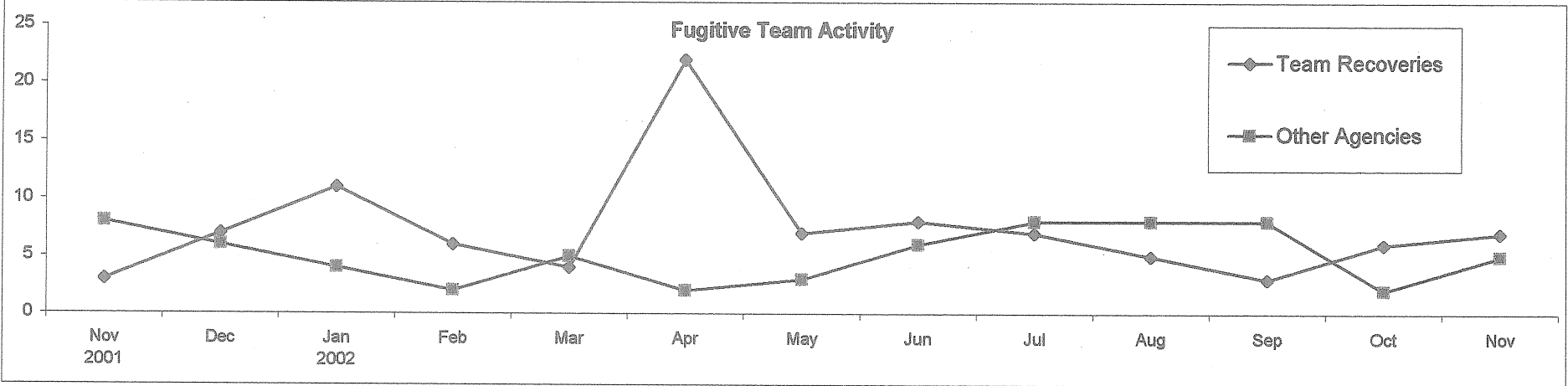
## Connecticut Board of Parole Parole Supervision Caseload November 30, 2002



**Connecticut Board of Parole  
Parole Supervision Caseload  
November 30, 2002**



Connecticut Board of Parole  
Parole Supervision Caseload  
November 30, 2002



**Connecticut Board of Parole  
Parole Supervision Caseload  
November 30, 2002**

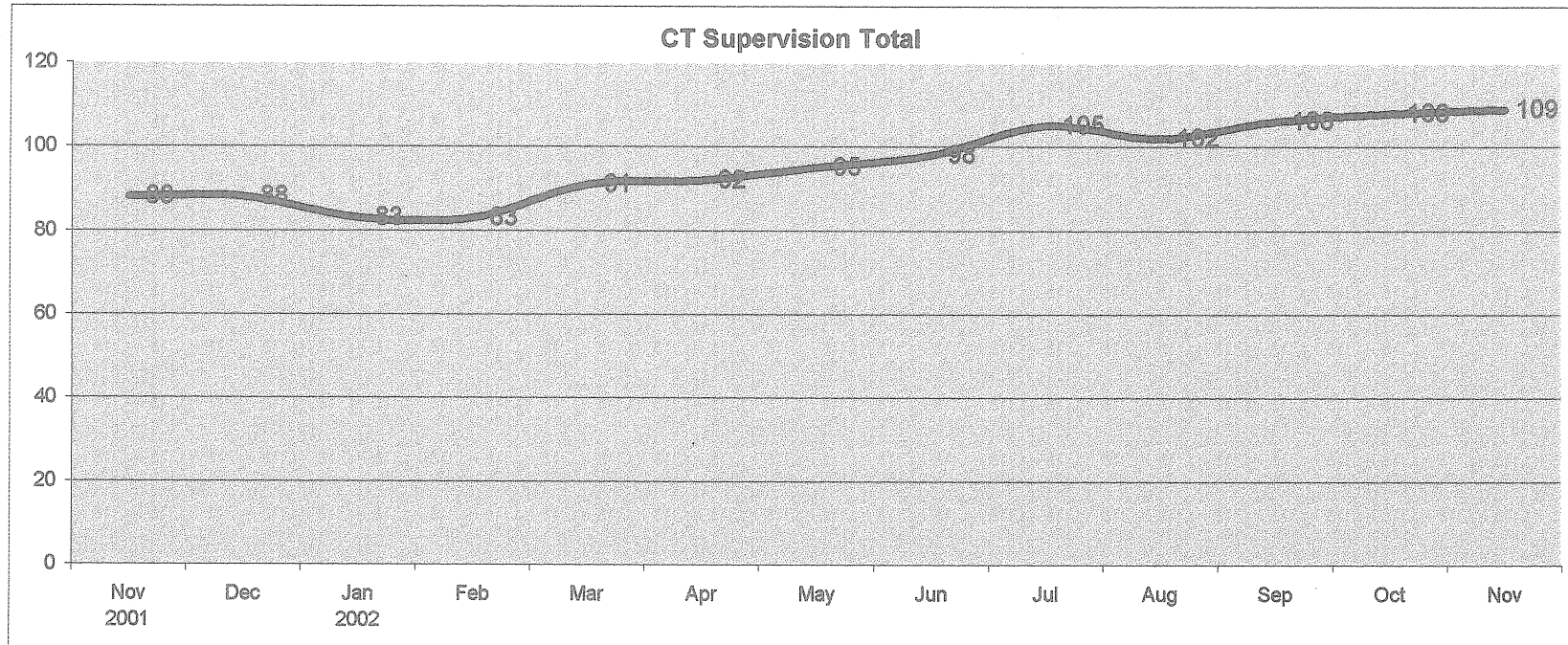
	2001 Nov	Dec	2002 Jan	Feb	Mar	Apr	May	June	July	Aug	Sep	Oct	Nov
<b>Number of Parolees Employed:</b>	1510	1553	1571	1577	1525	1541	1535	1551	1596	1564	1606	1638	1675
<b>Parolees Unemployable:</b>	181	170	174	192	206	193	206	199	184	191	195	187	185
<b>Proportion Employed:</b>	88%	88%	89%	88%	88%	89%	88%	88%	89%	88%	90%	89%	89%
<b>Number Active in Parole Works:</b>	129	126	125	135	129	138	131	129	126	121	118	128	137
<b># Community Service Hours:</b>	1132	337	1425	1789	1117	1578	858	852	1419	956	748	1176	1534

# Parole Supervision Caseload

## November 30, 2002

### Special Management Supervision Caseload

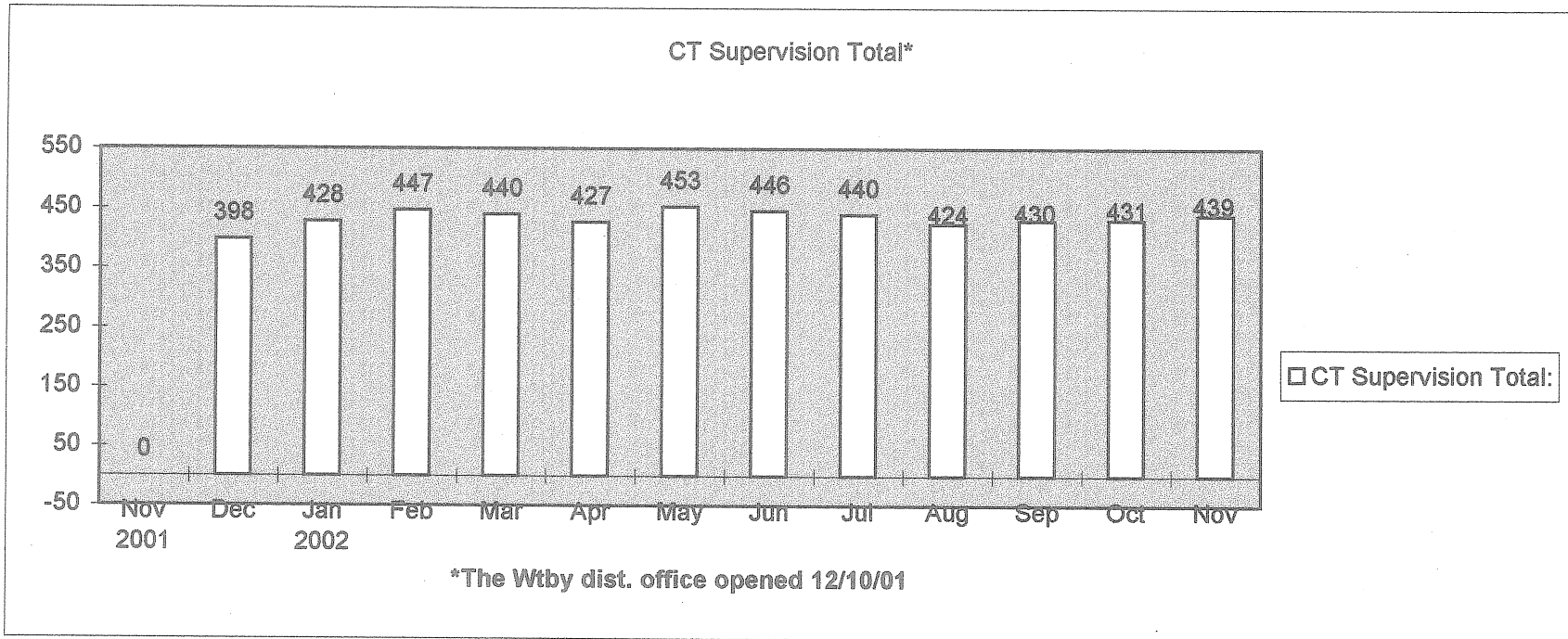
	2001		2002										
	Nov	Dec	Jan	Feb	Mar	Apr	May	Jun	Jul	Aug	Sep	Oct	Nov
CT Parolees Supervised in CT	77	75	75	67	73	74	77	81	88	87	92	93	91
Out Of State Parolees Supervised in CT	11	13	8	16	18	18	18	17	17	15	14	15	18
CT Supervision Total:	88	88	83	83	91	92	95	98	105	102	106	108	109
Parole Violators Confined	10	13	14	16	16	11	14	15	16	15	12	23	25
GRAND TOTAL	98	101	97	99	107	103	109	113	121	117	118	131	134



## Parole Supervision Caseload November 30, 2002

### Waterbury Caseload

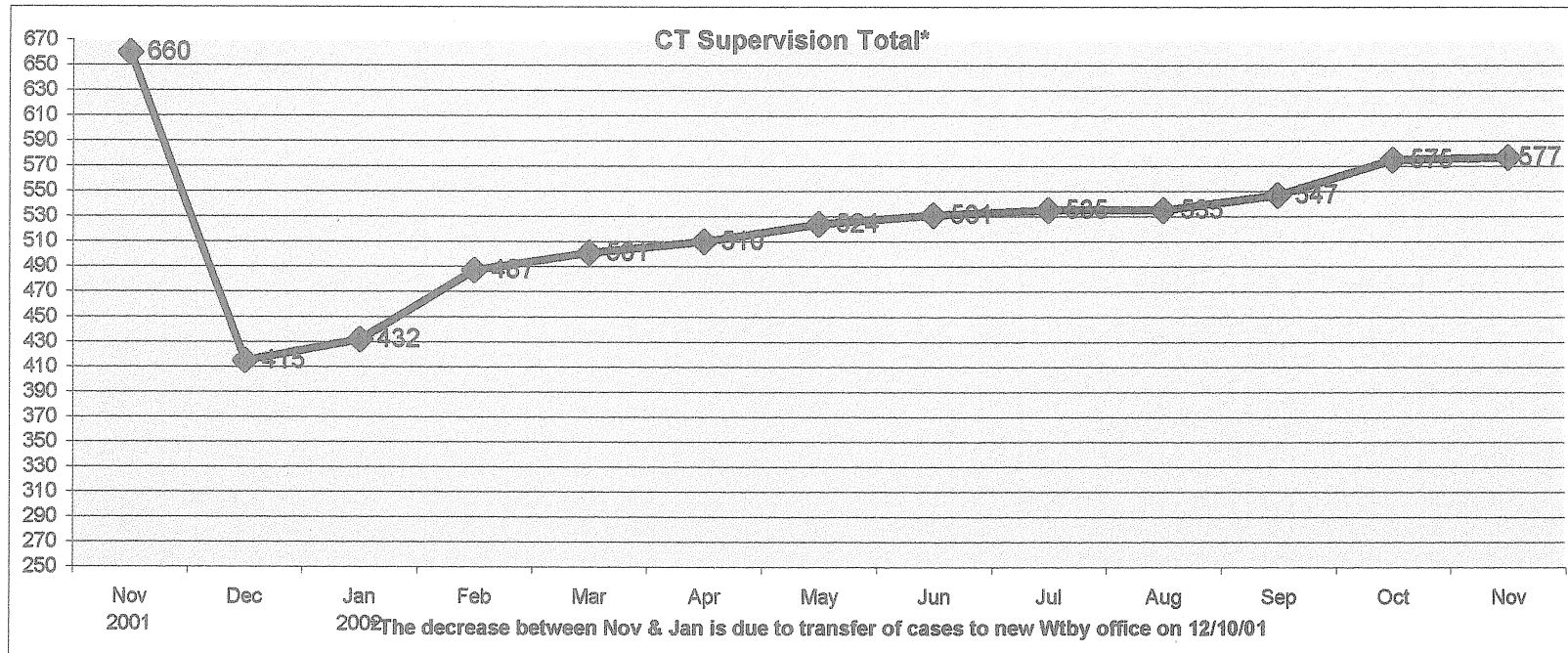
	2001		2002										
	Nov	Dec	Jan	Feb	Mar	Apr	May	Jun	Jul	Aug	Sep	Oct	Nov
CT Parolees Supervised in CT	0	360	389	407	399	396	416	410	405	390	400	398	404
Out Of State Parolees Supervised in CT	0	38	39	40	41	31	37	36	35	34	30	33	35
CT Supervision Total:	0	398	428	447	440	427	453	446	440	424	430	431	439
Parole Violators Confined	0	46	41	36	37	46	54	48	50	46	41	44	34
GRAND TOTAL	0	444	469	483	477	473	507	494	490	470	471	475	473



## Parole Supervision Caseload November 30, 2002

### New Haven District Office Supervision Caseload

	2001		2002										
	Nov	Dec	Jan	Feb	Mar	Apr	May	Jun	Jul	Aug	Sep	Oct	Nov
CT Parolees Supervised in CT	599	372	388	440	458	461	474	478	484	484	490	519	523
Out Of State Parolees Supervised in CT	61	43	44	47	43	49	50	53	51	51	57	56	54
<b>CT Supervision Total:</b>	<b>660</b>	<b>415</b>	<b>432</b>	<b>487</b>	<b>501</b>	<b>510</b>	<b>524</b>	<b>531</b>	<b>535</b>	<b>535</b>	<b>547</b>	<b>575</b>	<b>577</b>
Parole Violators Confined	88	84	47	58	70	65	71	71	78	81	86	106	85
<b>GRAND TOTAL</b>	<b>748</b>	<b>499</b>	<b>479</b>	<b>545</b>	<b>571</b>	<b>575</b>	<b>595</b>	<b>602</b>	<b>613</b>	<b>616</b>	<b>633</b>	<b>681</b>	<b>662</b>



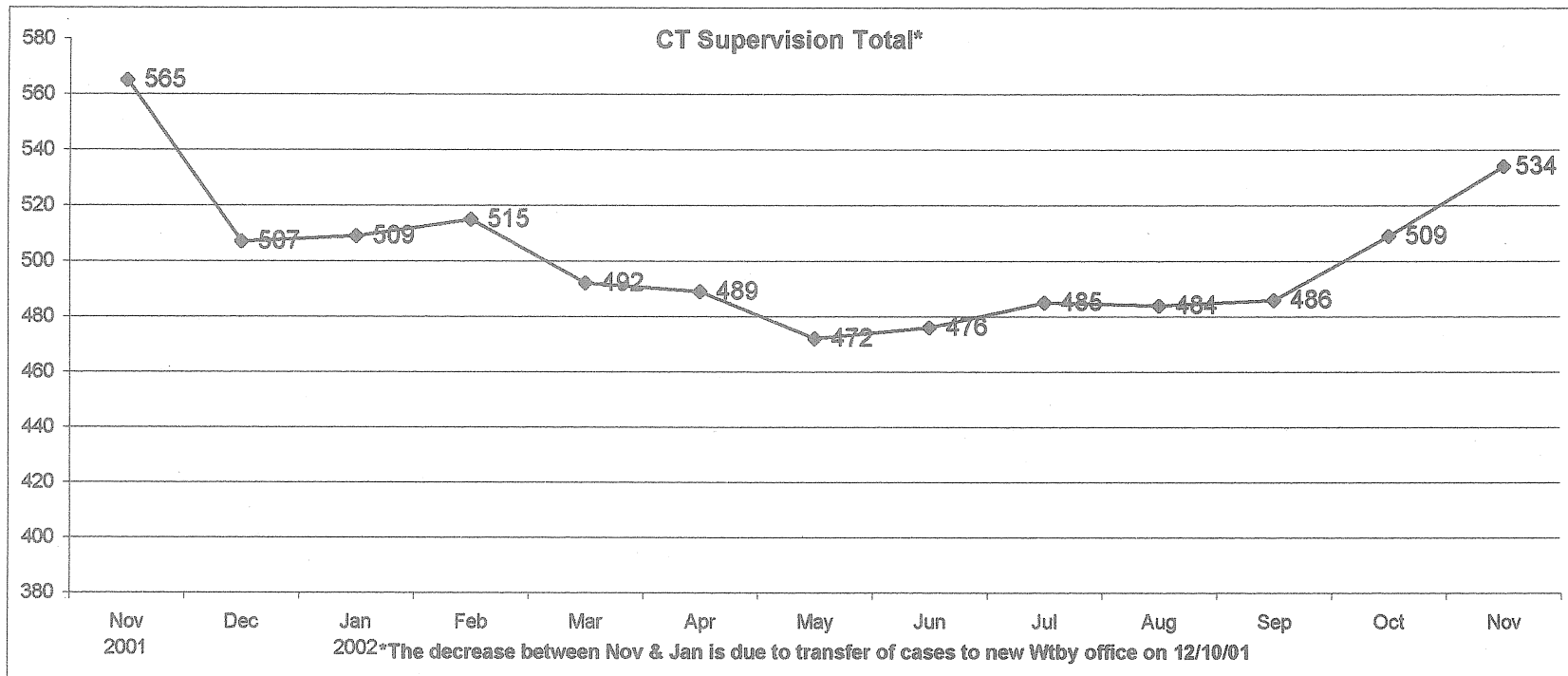


# Parole Supervision Caseload

## November 30, 2002

### Hartford District Office Supervision Caseload

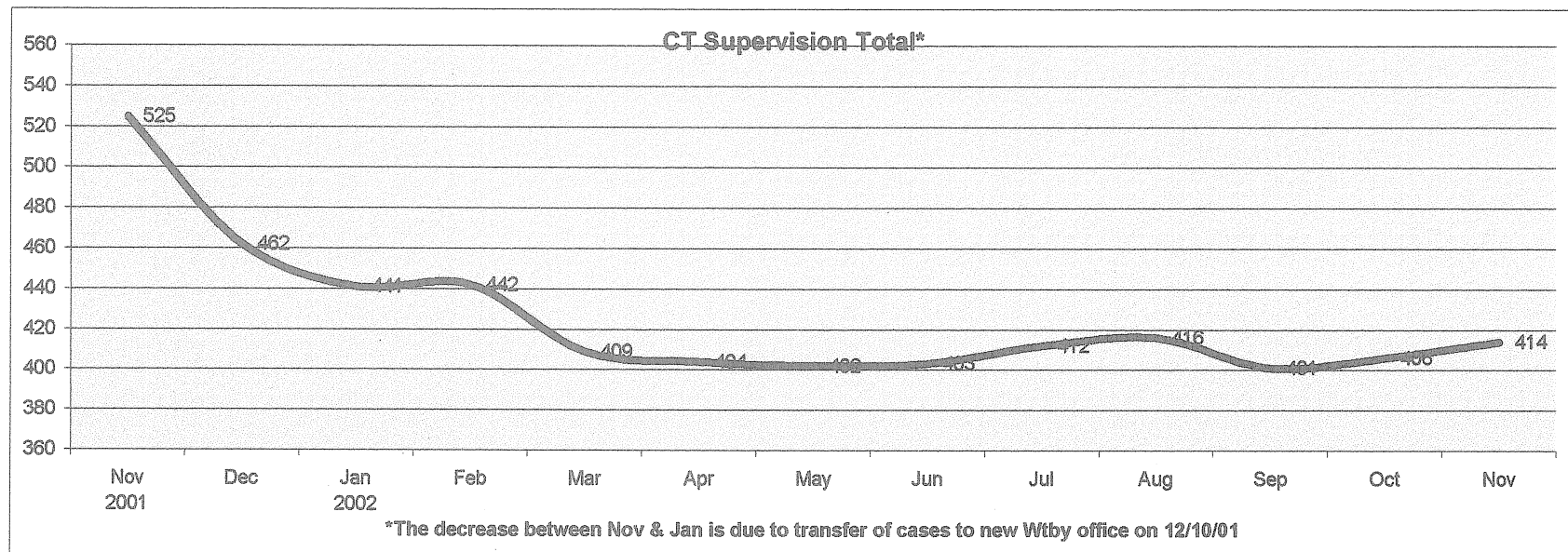
	2001		2002										
	Nov	Dec	Jan	Feb	Mar	Apr	May	Jun	Jul	Aug	Sep	Oct	Nov
CT Parolees Supervised in CT	519	470	472	474	448	444	431	436	439	438	443	462	486
Out Of State Parolees Supervised in CT	46	37	37	41	44	45	41	40	46	46	43	47	48
CT Supervision Total:	565	507	509	515	492	489	472	476	485	484	486	509	534
Parole Violators Confined	104	93	89	86	95	104	111	99	123	130	135	108	105
GRAND TOTAL	669	600	598	601	587	593	583	575	608	614	621	617	639



## Parole Supervision Caseload November 30, 2002

### Bridgeport District Office Supervision Caseload

	2001		2002										
	Nov	Dec	Jan	Feb	Mar	Apr	May	Jun	Jul	Aug	Sep	Oct	Nov
CT Parolees Supervised in CT	465	418	394	396	365	356	360	362	372	378	362	368	375
Out Of State Parolees Supervised in CT	60	44	47	46	44	48	42	41	40	38	39	38	39
<b>CT Supervision Total:</b>	<b>525</b>	<b>462</b>	<b>441</b>	<b>442</b>	<b>409</b>	<b>404</b>	<b>402</b>	<b>403</b>	<b>412</b>	<b>416</b>	<b>401</b>	<b>406</b>	<b>414</b>
<b>Parole Violators Confined</b>	<b>72</b>	<b>64</b>	<b>73</b>	<b>71</b>	<b>71</b>	<b>68</b>	<b>56</b>	<b>66</b>	<b>75</b>	<b>54</b>	<b>59</b>	<b>57</b>	<b>47</b>
<b>GRAND TOTAL</b>	<b>597</b>	<b>526</b>	<b>514</b>	<b>513</b>	<b>480</b>	<b>472</b>	<b>458</b>	<b>469</b>	<b>487</b>	<b>470</b>	<b>460</b>	<b>463</b>	<b>461</b>



## Violation Reports

November 1, 2002 - November 30, 2002

<i>Office</i>	<i>Parole Officer</i>	<i>Absconder</i>	<i>Criminal</i>	<i>Technical</i>	<i>Total</i>
<i>Bridgeport</i>					
	Barry		1	1	2
	Emielita		1		1
	Greene			3	3
	Holmes		1	1	2
	Johnson	1	2	2	5
	O'Reilly		1		1
	Office Total	1	6	7	14
<i>Hartford</i>					
	Banas	1	1	3	5
	Casanova		1	1	2
	Edwards	1	1	1	3
	Hill			3	3
	Hyman		2		2
	Knapp		2		2
	Mills	2	2		4
	Szydlo			2	2
	Office Total	4	9	10	23
<i>New Haven</i>					
	Duca		1	1	2
	Hogan	2		2	4
	Lawlor	1	3	1	5
	Nelson		2	1	3
	Runlett		1	1	2
	Sprawling	1	1		2
	Watts	1			1
	Office Total	5	8	6	19
<i>Special Management</i>					
	Barwikowski	2	1		3

Tuesday, December 10, 2002

<i>Office</i>	<i>Parole Officer</i>	<i>Absconder</i>	<i>Criminal</i>	<i>Technical</i>	<i>Total</i>
	Boleski		1	1	2
	Fleming		2	1	3
	Noto		2		2
	Office Total	2	6	2	10
<i>Waterbury</i>					
	Amaral		1	1	2
	Defeo	1	2		3
	Fernandes			2	2
	Krupa		1	3	4
	McCown		1		1
	O'Connor			1	1
	Romano	1	2		3
	Wood	1			1
	Office Total	3	7	7	17
<i>Grand Total</i>		15	50	52	85

*\* Source: Hearings Division Warrant Requests and Interstate Reports*