


STATE OF CONNECTICUT

**Connecticut Parole and
Community Services**

Monthly Report



October 2002
(October 2001 to October 2002)

Prepared by
Jerry Stowell

FOR
BOARD OF PARDONS & PAROLES (BOPP)
AND
DEPARTMENT OF CORRECTION (DOC)
Parole and Community Services Division

**Correctional Population and Parole Eligibility
October 31, 2002**

Confined Population

18,798

(Unsentenced and Special Inmates)

(3,937)

Balance 14,861

(Sentences 2 Years & Less, Cuscom, New Admits)

(5,043)

Balance 9,818

(Parole Ineligible, crime committed)

(679)

Balance 9,139

(SRG Classification)

(319)

Balance 8,820

(Wright Decision Cases)

(410)

Balance 8,410

(Level 5 Classification)

(91)

Balance 8,319

(Chronic Disciplinary Unit Classification)

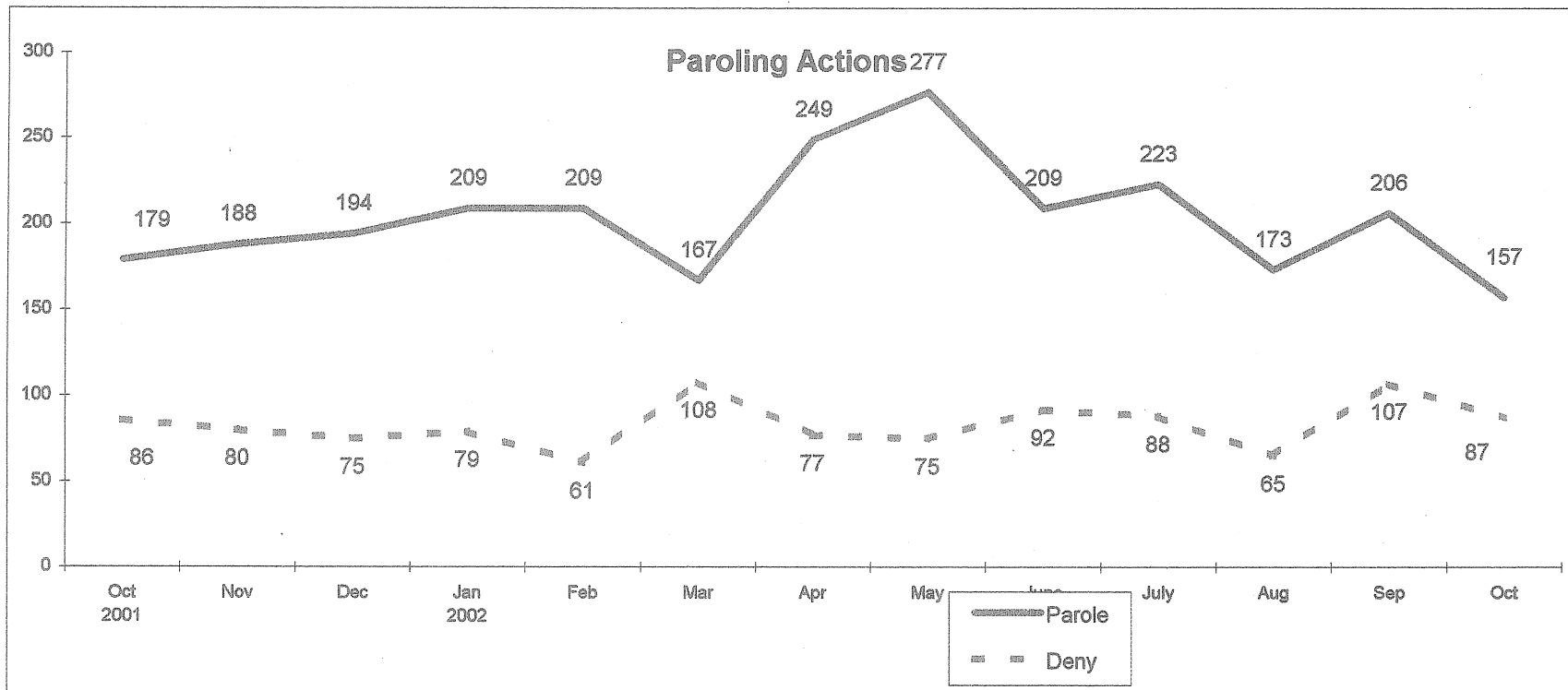
(67)

Population Eligible for Parole Consideration 8,252

**Connecticut Board of Parole
Hearings Division Monthly Statistics
October 31, 2002**

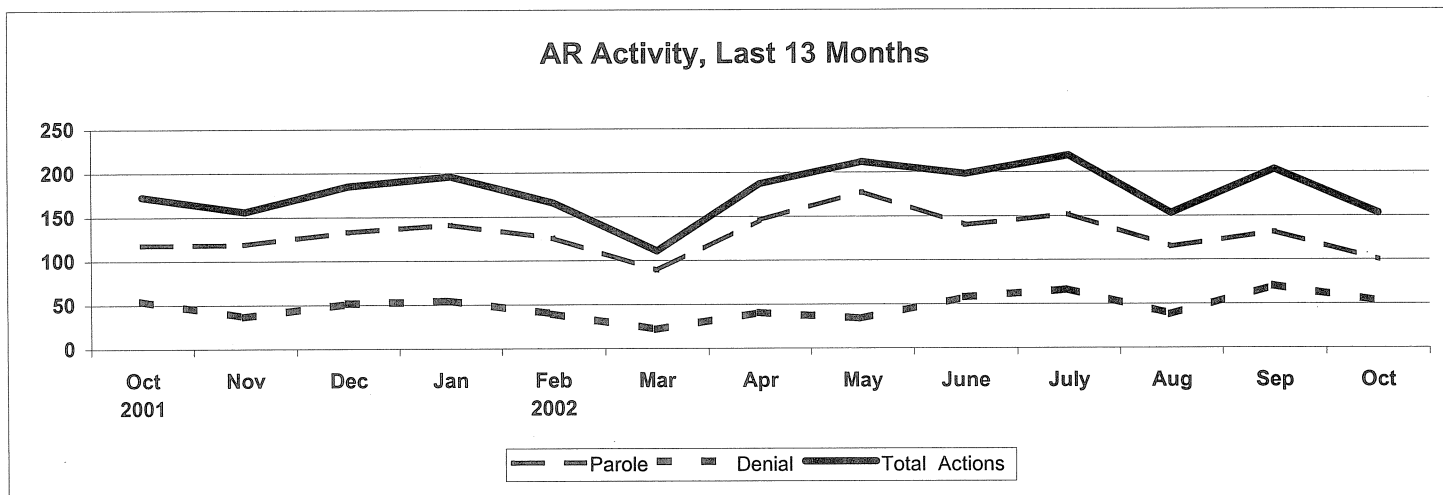
	2001			2002										12 Mo.
	Oct	Nov	Dec	Jan	Feb	Mar	Apr	May	June	July	Aug	Sep	Oct	Totals
Full Panel Actions														
Parole	61	69	61	68	83	78	103	99	69	71	58	74	57	951
Deny	31	43	23	24	21	86	36	41	34	21	27	36	34	457
Medical Parole	0	0	0	0	0	0	0	0	0	0	0	0	0	0
Revoke	53	42	46	41	40	53	39	55	55	50	66	31	60	631
Revoke & Reparole	21	26	14	16	12	18	24	19	28	21	24	24	33	280
Rescind	8	16	13	14	11	10	11	9	5	6	10	7	9	129
Rescind & Reparole	8	12	12	6	11	11	4	13	10	11	7	11	18	134
Early Parole Discharge	0	0	0	0	0	0	0	0	0	0	0	0	0	0
Total Full Panel Actions	182	208	169	169	178	256	217	236	201	180	192	183	211	2582
Administrative Review Actions														
Parole	118	119	133	141	126	89	146	178	140	152	115	132	100	1689
Deny	55	37	52	55	40	22	41	34	58	67	38	71	53	623
Total Admin. Review Actions	173	156	185	196	166	111	187	212	198	219	153	203	153	2312
Staff Actions														
Case Review	24	20	15	12	16	25	40	17	27	16	25	33	17	287
Review & Reschedule	267	130	169	303	96	479	296	278	208	337	185	245	155	3148
Close Interest	79	28	54	87	20	101	126	66	41	65	31	52	37	787
Total Actions	725	542	592	767	476	972	866	809	675	817	586	716	573	9116
Total Hearing Dates	18	20	18	20	18	21	21	20	18	19	20	20	18	251
Parole Grant Rate														
Full Panels	66%	62%	73%	74%	80%	48%	74%	71%	67%	77%	68%	67%	63%	68%
Administrative Reviews	68%	76%	72%	72%	76%	80%	78%	84%	71%	69%	75%	65%	65%	73%

Connecticut Board of Parole
Hearings Division Monthly Statistics
October 31, 2002



**Connecticut Board of Parole
Hearings Division Monthly Statistics
Administrative Reviews
October 31, 2002**

	2001			2002									
	Oct	Nov	Dec	Jan	Feb	Mar	Apr	May	June	July	Aug	Sep	Oct
Parole	118	119	133	141	126	89	146	178	140	152	115	132	100
Denial	55	37	52	55	40	22	41	34	58	67	38	71	53
Medical Parole	0	0	0	0	0	0	0	0	0	0	0	0	0
Total Actions	173	156	185	196	166	111	187	212	198	219	153	203	153



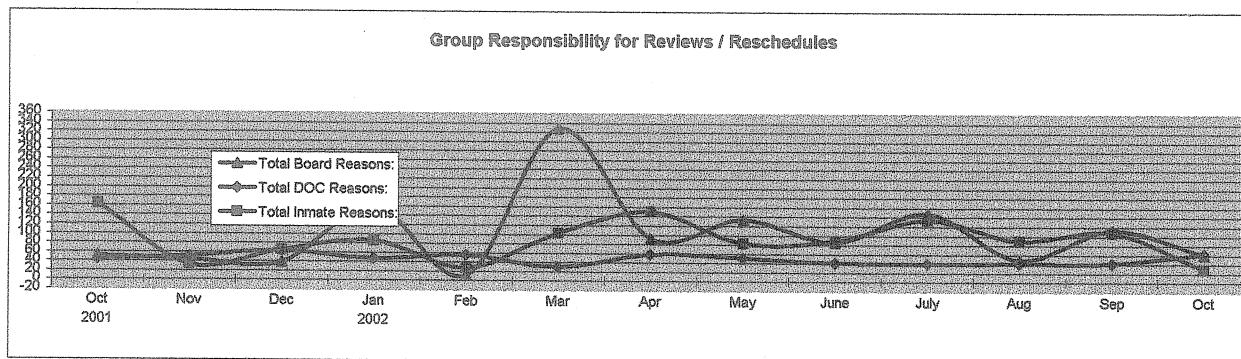
**Connecticut Board of Parole
Hearings Division Monthly Statistics
Current Location
October 31, 2002
Persons Granted Parole via Administrative Reviews**

Granting Month

Location	2001			2002										12 Mo.	
	Oct	Nov	Dec	Jan	Feb	Mar	Apr	May	June	July	Aug	Sep	Oct	Total	
CT Parole Supervision	3	5	6	9	5	8	4	6	17	19	22	10	1	115	
Out-of State Parole Supervision	0	0	0	0	0	0	0	0	0	0	1	0	0	1	
Abscond from Parole	0	0	0	1	0	0	0	0	0	1	0	0	0	2	
Halfway House	5	6	10	5	8	5	8	10	3	5	0	2	4	71	
Confined in CT, to be Released	110	107	113	126	113	71	129	159	115	122	92	116	93	1466	
Confined, Out of State	0	0	0	0	0	0	0	0	0	0	0	0	0	0	
Furlough	0	0	0	0	0	0	0	0	0	0	0	0	0	0	
Escaped, Prior to Release	0	0	0	0	0	0	0	0	0	0	0	0	0	0	
Reconfined	0	0	0	0	0	0	0	0	0	0	0	0	0	0	
TS	0	0	0	0	0	0	0	0	0	0	0	0	0	0	
Discharged	0	0	0	0	0	1	0	3	0	0	0	0	0	4	
Virginia	0	1	4	0	0	4	5	0	5	5	0	4	2	30	
Total	118	119	133	141	126	89	146	178	140	152	115	132	100	1689	

**Connecticut Board of Parole
Types of Review and Rescheduling Activities
October 2002**

	2001		2002										
	Oct	Nov	Dec	Jan	Feb	Mar	Apr	May	June	July	Aug	Sep	Oct
Inmate-Related Reasons:													
Regular Hearings													
In Seg/Punitive Seg	11	3	5	0	1	4	7	12	11	14	6	12	4
Inmate's Request	0	0	0	0	1	3	1	1	0	0	0	0	0
Pending Charges	52	3	14	45	4	29	47	19	22	36	26	28	3
Pending DR	0	0	0	0	0	0	0	0	0	0	0	0	0
SRG Affiliation	48	5	19	15	1	24	27	15	11	46	18	18	2
Pending Waiver	0	0	0	0	0	0	0	0	0	0	0	0	0
85% Status	29	3	11	9	5	17	23	15	17	13	12	13	0
Case Review	24	20	15	12	16	25	40	17	27	16	25	33	17
Revocation Hearings:													
Attorney	0	0	0	0	0	0	0	0	0	0	0	0	0
Pending Charges	0	0	1	4	0	1	5	4	1	8	3	4	3
Total Inmate Reasons:	164	34	65	85	28	103	160	83	89	133	90	108	29
DOC-Related Reasons													
Regular Hearings													
Transportation	40	47	57	44	47	27	48	46	34	37	40	40	54
Awaiting MH Evaluation	5	5	6	3	8	4	10	6	8	3	2	2	8
Total DOC Reasons:	45	52	63	47	55	31	58	52	42	40	42	42	62
Board-Related Reasons													
Regular Hearings													
Additional Info	16	10	13	16	6	17	42	37	16	39	19	26	32
Additional Offense Info	7	16	14	10	2	11	19	20	14	8	5	17	7
Hearing Cancelled	0	17	0	106	0	269	0	52	36	82	9	52	18
Ineligible-PE date	0	0	0	0	1	3	1	1	0	0	0	0	0
No Parole Package	0	0	0	0	0	0	0	0	0	0	0	0	0
Awaiting Sex Offender Eval	0	0	0	0	0	0	0	0	0	0	0	0	0
Other	29	2	12	28	3	29	31	23	20	19	16	18	4
Total Board Reasons:	52	45	39	160	12	329	93	133	86	148	49	113	61
All Reasons:	261	131	167	292	95	463	301	268	217	321	181	263	162

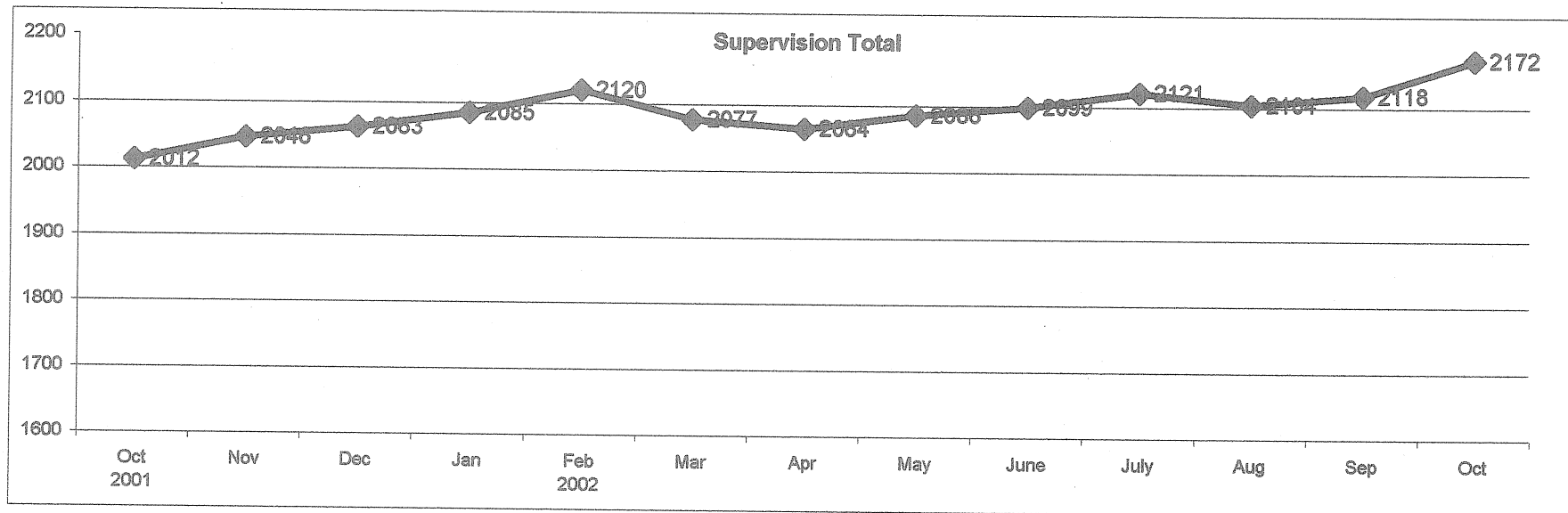


**Parole Granting Rate
November 2001 - October 2002**

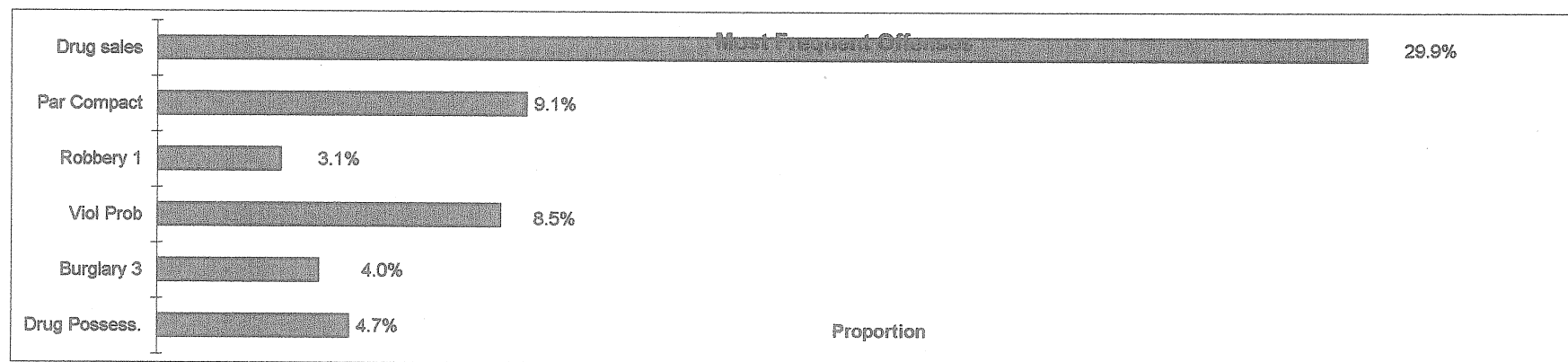
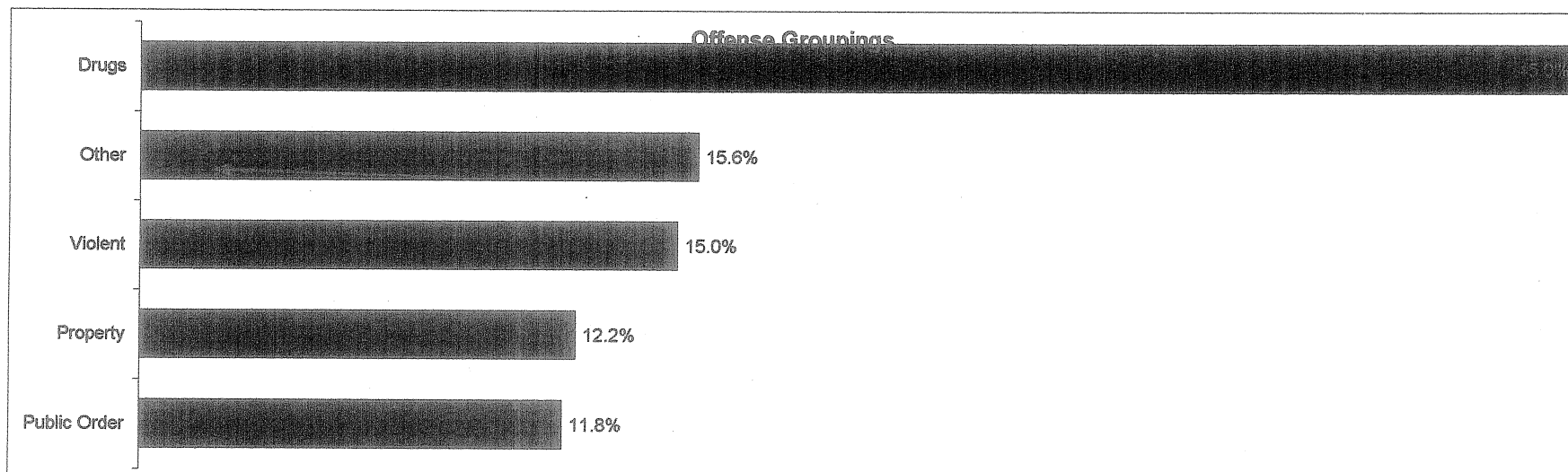
	Full Panel Hearings	Administrative Reviews
November	62%	76%
December	73%	72%
January	74%	72%
February	80%	76%
March	48%	80%
April	74%	78%
May	71%	84%
June	67%	71%
July	77%	69%
August	68%	75%
September	67%	65%
October	63%	65%
Average:	69%	74%

Connecticut Board of Parole Parole Supervision Caseload October 31, 2002

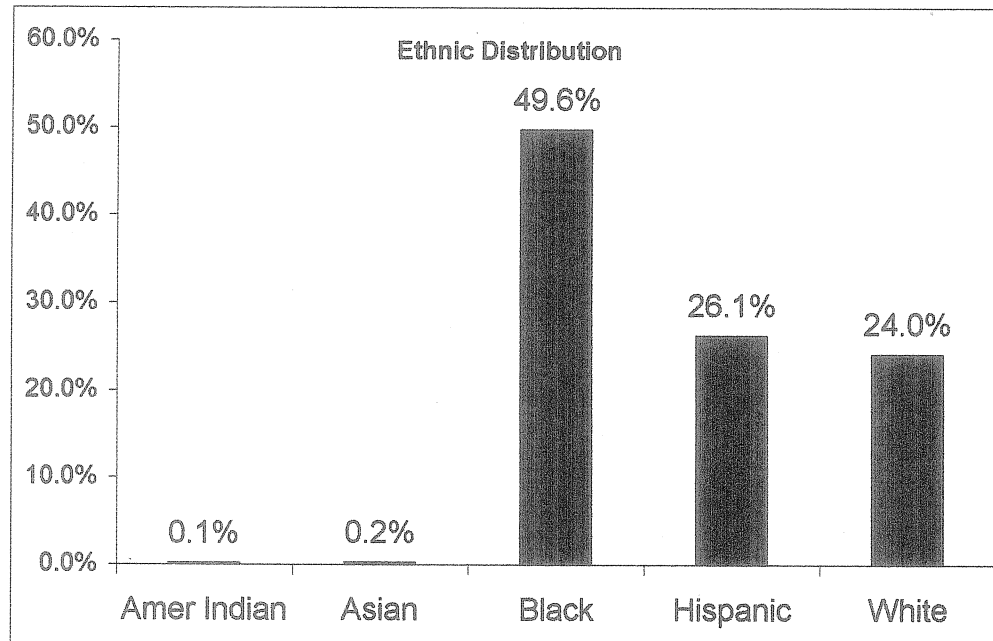
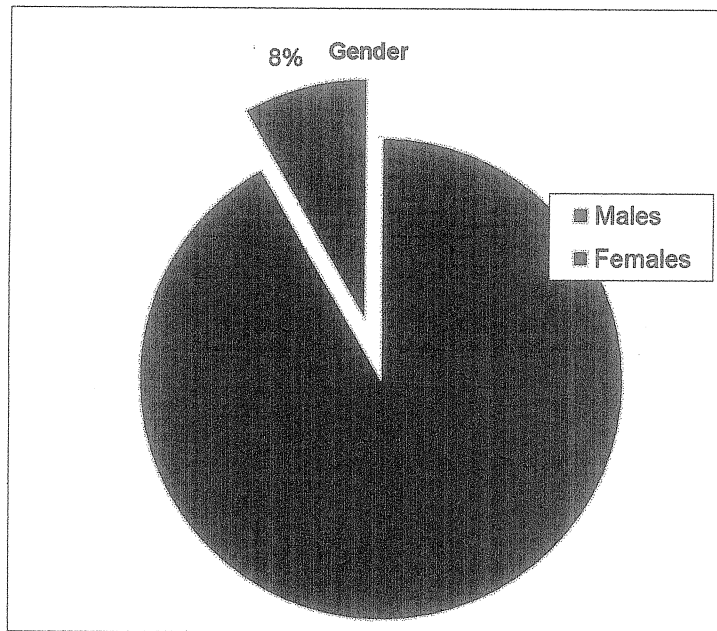
	2001				2002								
	Oct	Nov	Dec	Jan	Feb	Mar	Apr	May	June	July	Aug	Sep	Oct
CT Parolees Supervised in CT	1689	1717	1750	1770	1784	1743	1731	1758	1767	1788	1777	1787	1840
Out Of State Parolees Supervised in CT	176	178	175	175	190	190	191	188	187	189	184	183	189
CT Supervision Total:	1865	1895	1925	1945	1974	1933	1922	1946	1954	1977	1961	1970	2029
CT Parolees Supervised Out of State	147	151	138	140	146	144	142	140	145	144	143	148	143
Supervision Total:	2012	2046	2063	2085	2120	2077	2064	2086	2099	2121	2104	2118	2172
Parole Violators Confined	264	279	265	283	279	284	300	306	306	345	331	353	317
GRAND TOTAL	2276	2325	2328	2368	2399	2361	2364	2392	2405	2466	2435	2471	2489



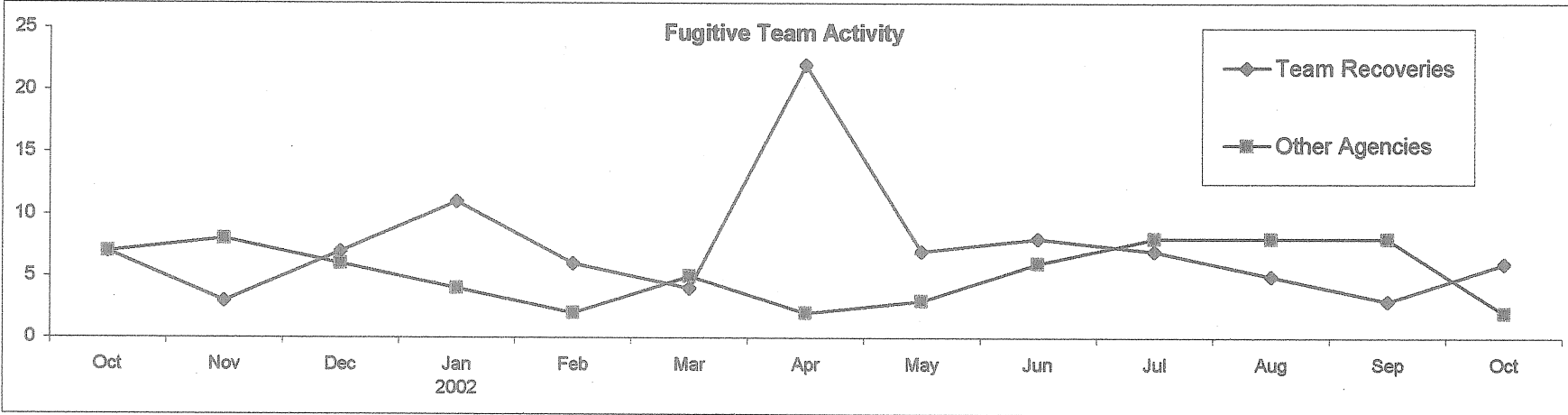
Connecticut Board of Parole Parole Supervision Caseload October 31, 2002



**Connecticut Board of Parole
Parole Supervision Caseload
October 31, 2002**



**Connecticut Board of Parole
Parole Supervision Caseload
October 31, 2002**



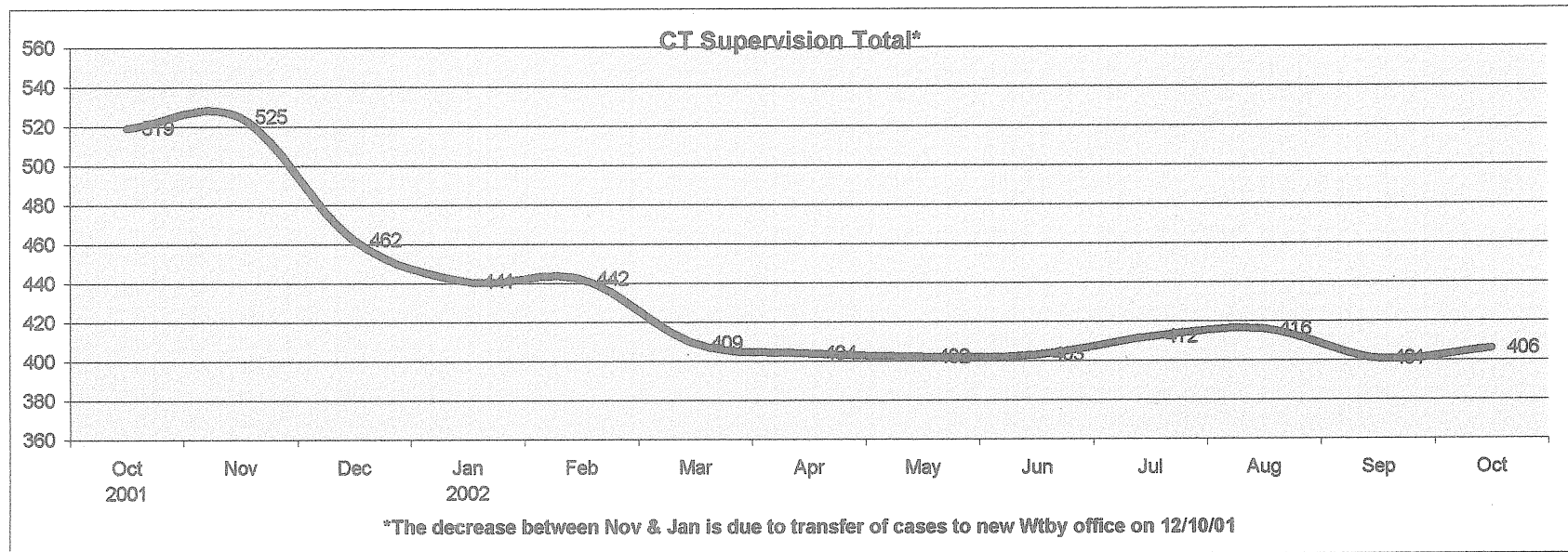
**Connecticut Board of Parole
Parole Supervision Caseload
October 31, 2002**

	2001 Oct	Nov	Dec	Jan	2002 Feb	Mar	Apr	May	June	July	Aug	Sep	Oct
Number of Parolees Employed:	1392	1510	1553	1571	1577	1525	1541	1535	1551	1596	1564	1606	1638
Parolees Unemployable:	293	181	170	174	192	206	193	206	199	184	191	195	187
Proportion Employed:	89%	88%	88%	89%	88%	88%	89%	88%	88%	89%	88%	90%	89%
Number Active in Parole Works:	103	129	126	125	135	129	138	131	129	126	121	118	128
# Community Service Hours:	1195	1132	337	1425	1789	1117	1578	858	852	1419	956	748	1176

Parole Supervision Caseload October 31, 2002

Bridgeport District Office Supervision Caseload

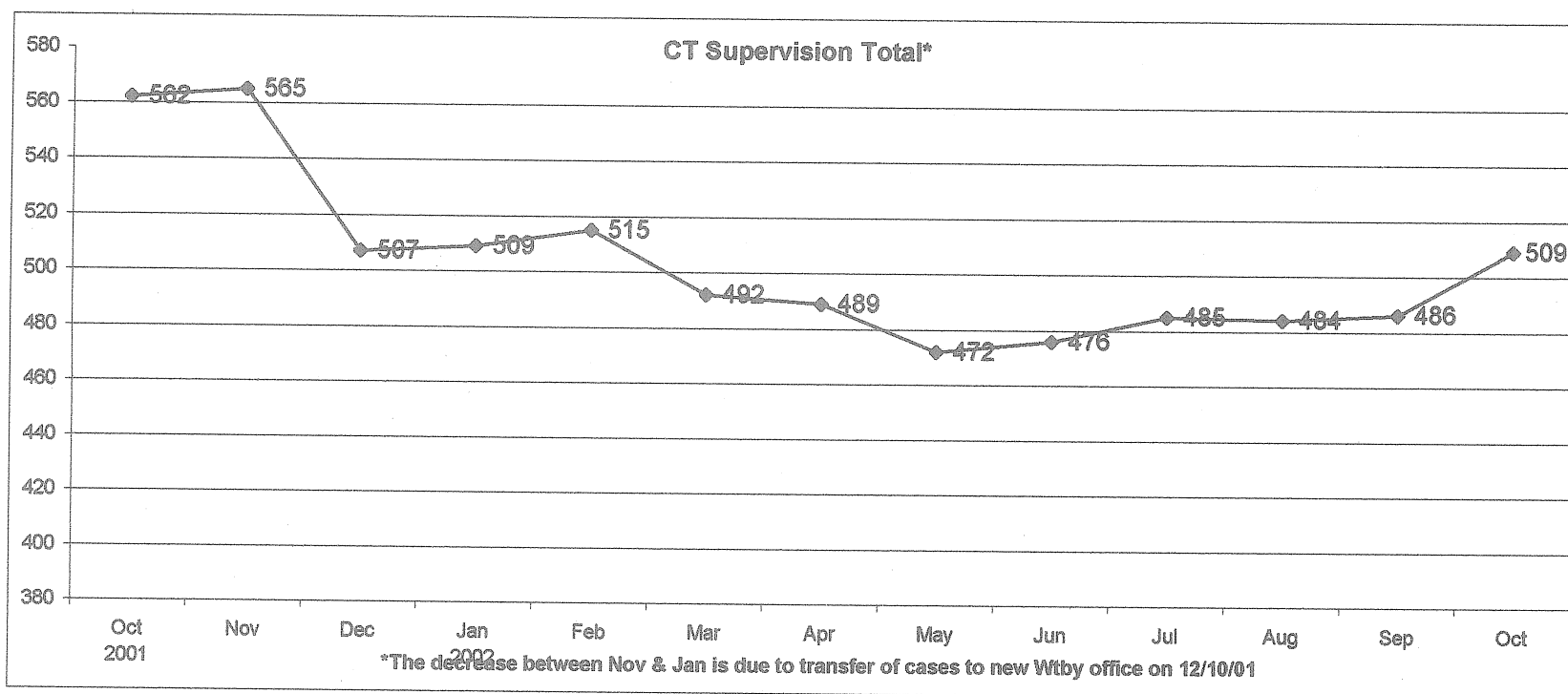
	2001			2002									
	Oct	Nov	Dec	Jan	Feb	Mar	Apr	May	Jun	Jul	Aug	Sep	Oct
CT Parolees Supervised in CT	459	465	418	394	396	365	356	360	362	372	378	362	368
Out Of State Parolees Supervised in CT	60	60	44	47	46	44	48	42	41	40	38	39	38
CT Supervision Total:	519	525	462	441	442	409	404	402	403	412	416	401	406
Parole Violators Confined	69	72	64	73	71	71	68	56	66	75	54	59	57
GRAND TOTAL	588	597	526	514	513	480	472	458	469	487	470	460	463



Parole Supervision Caseload October 31, 2002

Hartford District Office Supervision Caseload

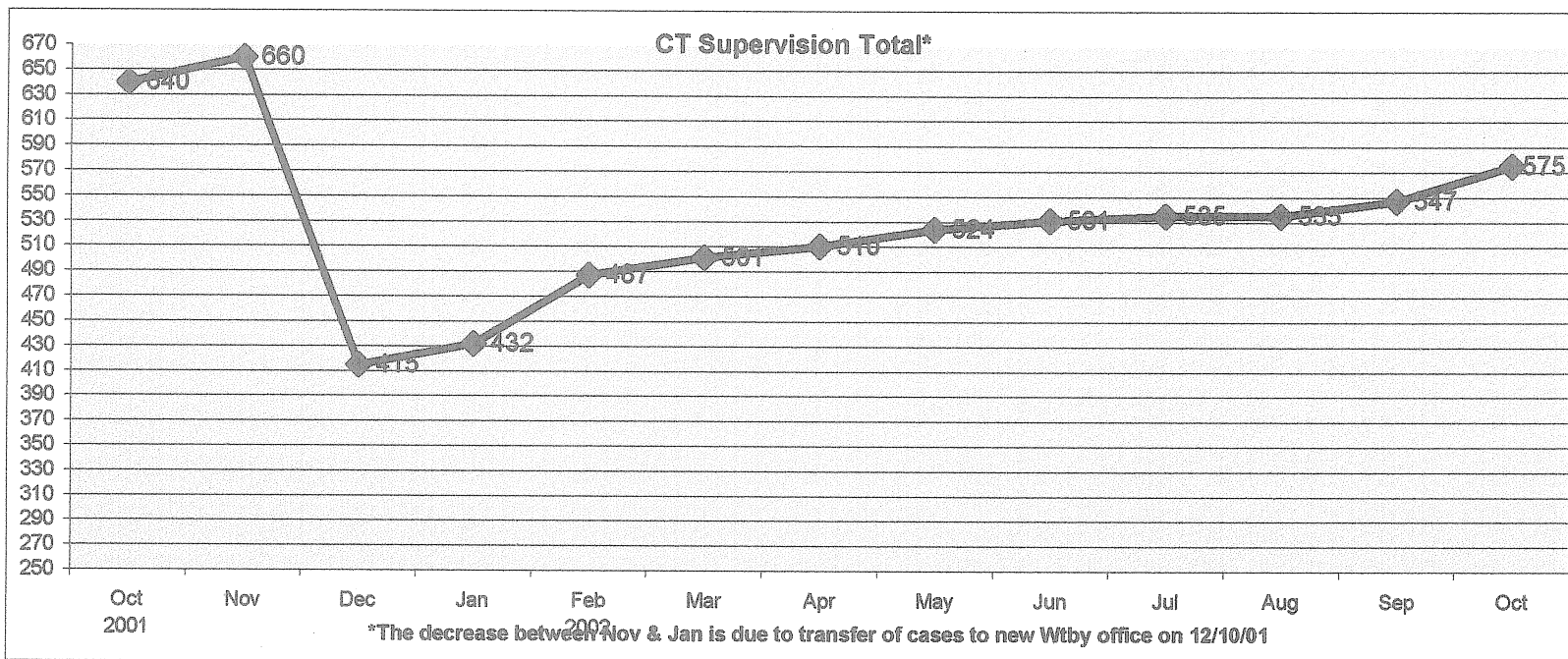
	2001			2002									
	Oct	Nov	Dec	Jan	Feb	Mar	Apr	May	Jun	Jul	Aug	Sep	Oct
CT Parolees Supervised in CT	519	519	470	472	474	448	444	431	436	439	438	443	462
Out Of State Parolees Supervised in CT	43	46	37	37	41	44	45	41	40	46	46	43	47
CT Supervision Total:	562	565	507	509	515	492	489	472	476	485	484	486	509
Parole Violators Confined	96	104	93	89	86	95	104	111	99	123	130	135	108
GRAND TOTAL	658	669	600	598	601	587	593	583	575	608	614	621	617



Parole Supervision Caseload October 31, 2002

New Haven District Office Supervision Caseload

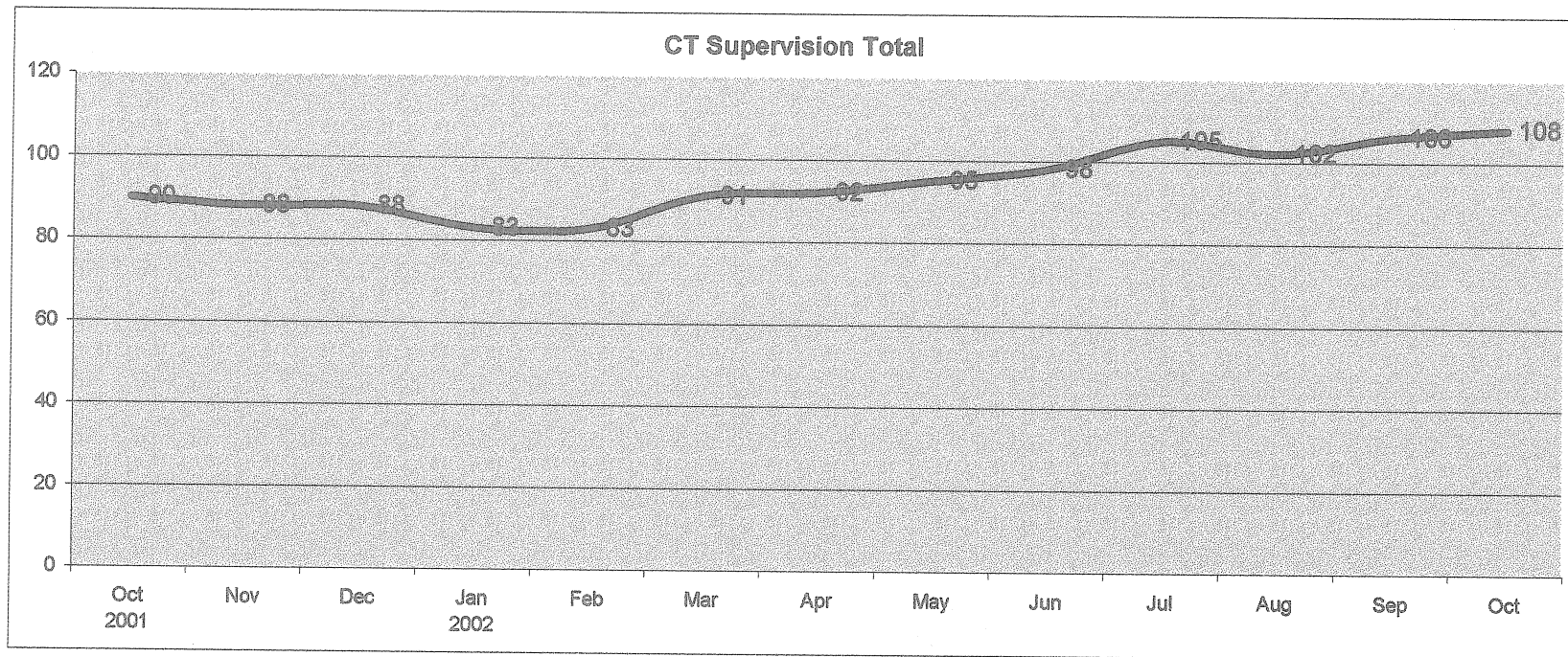
	2001			2002									
	Oct	Nov	Dec	Jan	Feb	Mar	Apr	May	Jun	Jul	Aug	Sep	Oct
CT Parolees Supervised in CT	579	599	372	388	440	458	461	474	478	484	484	490	519
Out Of State Parolees Supervised in CT	61	61	43	44	47	43	49	50	53	51	51	57	56
CT Supervision Total:	640	660	415	432	487	501	510	524	531	535	535	547	575
Parole Violators Confined	82	88	84	47	58	70	65	71	71	78	81	86	106
GRAND TOTAL	722	748	499	479	545	571	575	595	602	613	616	633	681



Parole Supervision Caseload October 31, 2002

Special Management Supervision Caseload

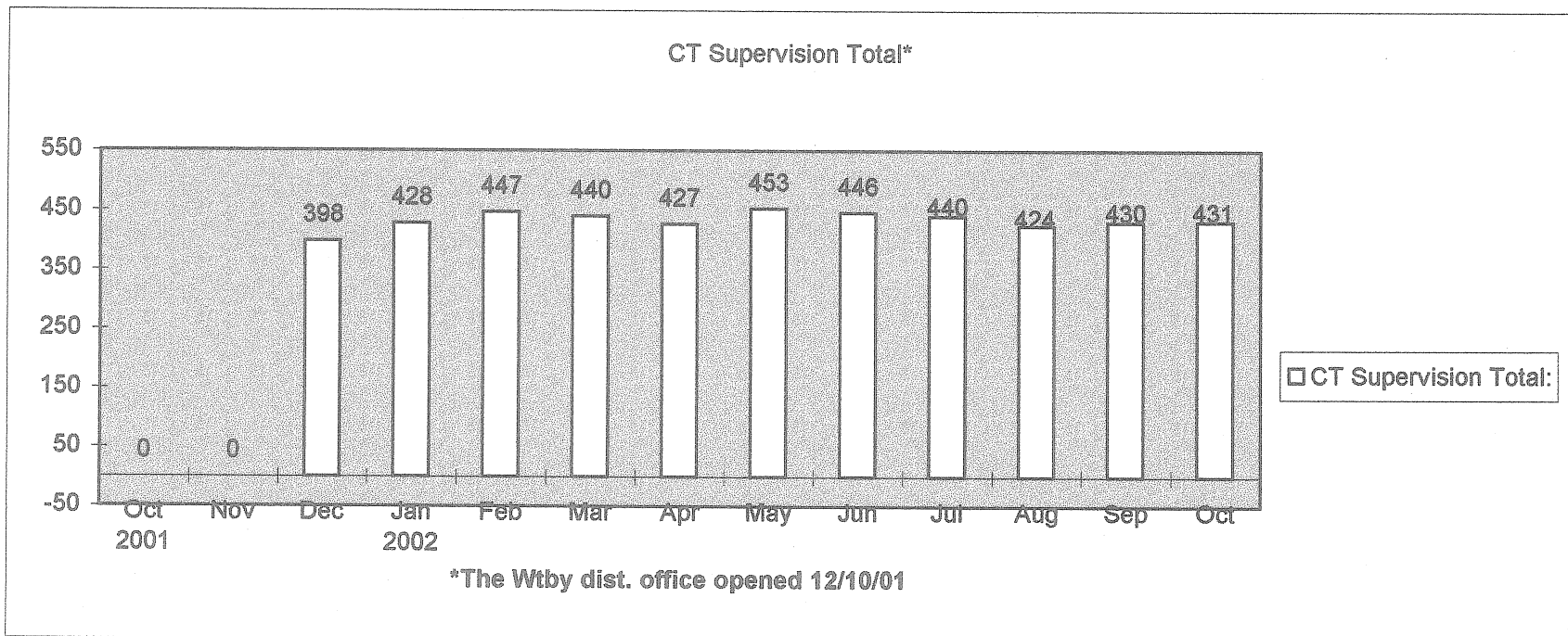
	2001			2002									
	Oct	Nov	Dec	Jan	Feb	Mar	Apr	May	Jun	Jul	Aug	Sep	Oct
CT Parolees Supervised in CT	78	77	75	75	67	73	74	77	81	88	87	92	93
Out Of State Parolees Supervised in CT	12	11	13	8	16	18	18	18	17	17	15	14	15
CT Supervision Total:	90	88	88	83	83	91	92	95	98	105	102	106	108
Parole Violators Confined	4	10	13	14	16	16	11	14	15	16	15	12	23
GRAND TOTAL	94	98	101	97	99	107	103	109	113	121	117	118	131



Parole Supervision Caseload October 31, 2002

Waterbury Caseload

	2001			2002									
	Oct	Nov	Dec	Jan	Feb	Mar	Apr	May	Jun	Jul	Aug	Sep	Oct
CT Parolees Supervised in CT	0	0	360	389	407	399	396	416	410	405	390	400	398
Out Of State Parolees Supervised in CT	0	0	38	39	40	41	31	37	36	35	34	30	33
CT Supervision Total:	0	0	398	428	447	440	427	453	446	440	424	430	431
Parole Violators Confined	0	0	46	41	36	37	46	54	48	50	46	41	44
GRAND TOTAL	0	0	444	469	483	477	473	507	494	490	470	471	475



Violation Reports

October 1, 2002 - October 31, 2002

<i>Office</i>	<i>Parole Officer</i>	<i>Absconder</i>	<i>Criminal</i>	<i>Technical</i>	<i>Total</i>
<i>Bridgeport</i>					
	Barry	1			1
	DeLucia		3		3
	Emielita		2	1	3
	Holmes		1	1	2
	Johnson		1		1
	Tomaszewski		1		1
	Office Total	1	8	2	11
<i>Hartford</i>					
	Banas	1		3	4
	Casanova		3	2	5
	Edwards	1	1	2	4
	Hill			1	1
	Hyman		1	6	7
	Knapp		2	3	5
	Mills			1	1
	Office Total	2	7	18	27
<i>New Haven</i>					
	Duca			1	1
	Greene		3	1	4
	Hogan		3	1	4
	Nelson	2			2
	Runlett	1	1	1	3
	Sprawling		1	1	2
	Watts	2			2
	Office Total	5	8	5	18
<i>Special Management</i>					
	Boleski		1	3	4
	Noto	1		1	2

Friday, November 08, 2002

<i>Office</i>	<i>Parole Officer</i>	<i>Absconder</i>	<i>Criminal</i>	<i>Technical</i>	<i>Total</i>
	Office Total	1	1	4	6
<i>Waterbury</i>					
	Amaral		1	1	2
	Defeo		1	1	2
	Fleming			1	1
	Johnson	2	1		3
	Krupa		1	1	2
	McCown		1		1
	O'Connor		3	2	5
	Romano			4	4
	Wood	2	1		3
	Office Total	4	9	10	23
<i>Grand Total</i>		13	33	39	85

** Source: Hearings Division Warrant Requests and Interstate Reports*