


**STATE OF CONNECTICUT**

**Connecticut Parole and  
Community Services**

**Monthly Report**



**August 2002**  
*(August 2001 to August 2002)*

Prepared by  
*Jerry Stowell*

FOR  
BOARD OF PARDONS & PAROLES (BOPP)  
AND  
DEPARTMENT OF CORRECTION (DOC)  
Parole and Community Services Division

**Correctional Population and Parole Eligibility  
August 31, 2002**

**Confined Population**

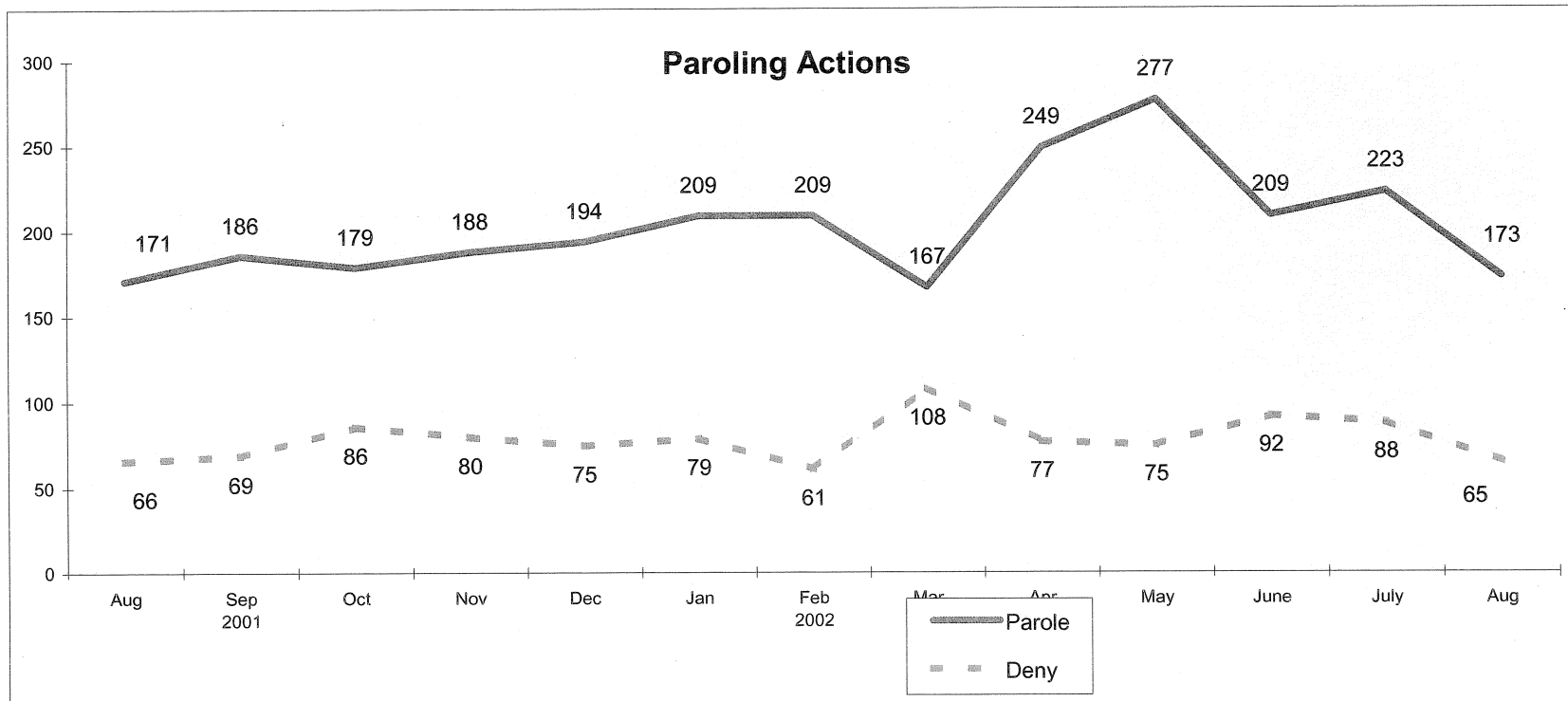
	<b>18,603</b>		
(Unsentenced and Special Inmates)	(4,096)	Balance	14,507
(Sentences 2 Years & Less, Cuscom, New Admits)	(4,728)	Balance	9,779
(Parole Ineligible, crime committed)	(677)	Balance	9,102
(SRG Classification)	(321)	Balance	8,781
(Wright Decision Cases)	(405)	Balance	8,376
(Level 5 Classification)	(94)	Balance	8,282
(Chronic Disciplinary Unit Classification)	(61)		

**Population Eligible for Parole Consideration 8,221**

**Connecticut Board of Parole  
Hearings Division Monthly Statistics  
August 31, 2002**

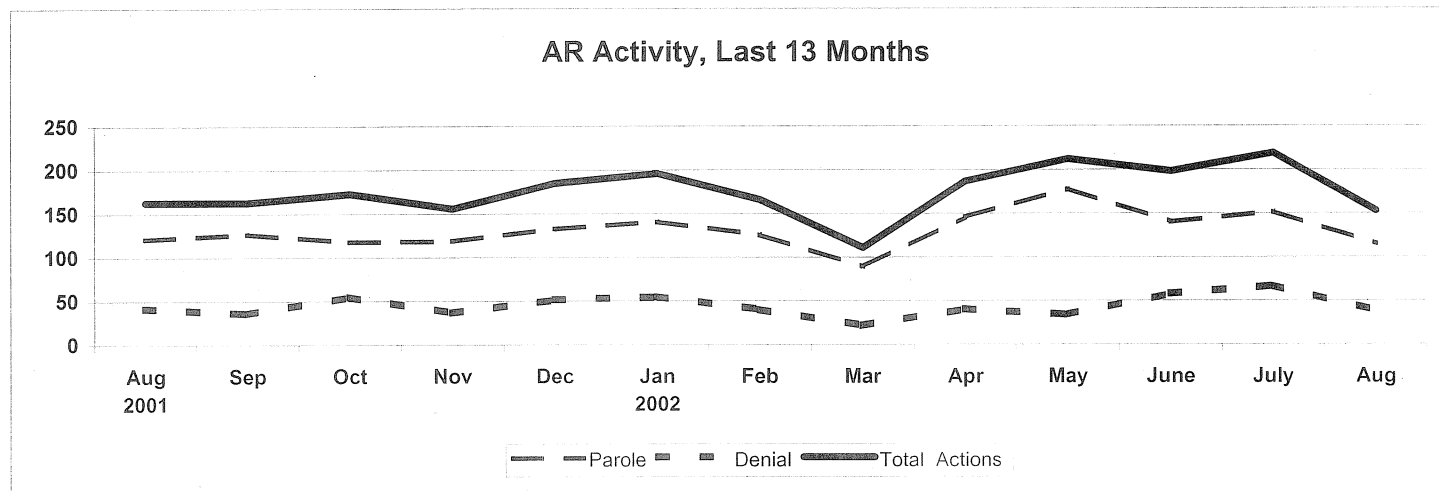
	2001					2002								12 Mo.
	Aug	Sep	Oct	Nov	Dec	Jan	Feb	Mar	Apr	May	June	July	Aug	Totals
<b>Full Panel Actions</b>														
Parole	50	59	61	69	61	68	83	78	103	99	69	71	58	879
Deny	24	33	31	43	23	24	21	86	36	41	34	21	27	420
Medical Parole	0	0	0	0	0	0	0	0	0	0	0	0	0	0
Revoke	43	40	53	42	46	41	40	53	39	55	55	50	66	580
Revoke & Reparole	7	23	21	26	14	16	12	18	24	19	28	21	24	246
Rescind	2	12	8	16	13	14	11	10	11	9	5	6	10	125
Rescind & Reparole	6	4	8	12	12	6	11	11	4	13	10	11	7	109
Early Parole Discharge	0	0	0	0	0	0	0	0	0	0	0	0	0	0
<b>Total Full Panel Actions</b>	132	171	182	208	169	169	178	256	217	236	201	180	192	2359
<b>Administrative Review Actions</b>														
Parole	121	127	118	119	133	141	126	89	146	178	140	152	115	1584
Deny	42	36	55	37	52	55	40	22	41	34	58	67	38	535
<b>Total Admin. Review Actions</b>	163	163	173	156	185	196	166	111	187	212	198	219	153	2119
<b>Staff Actions</b>														
Case Review	26	34	24	20	15	12	16	25	40	17	27	16	25	271
Review & Reschedule	265	145	267	130	169	303	96	479	296	278	208	337	185	2893
Close Interest	94	23	79	28	54	87	20	101	126	66	41	65	31	721
<b>Total Actions</b>	680	536	725	542	592	767	476	972	866	809	675	817	586	8363
<b>Total Hearing Dates</b>	19	19	18	20	18	20	18	21	21	20	18	19	20	232
<b>Parole Grant Rate</b>														
Full Panels	68%	64%	66%	62%	73%	74%	80%	48%	74%	71%	67%	77%	68%	68%
Administrative Reviews	74%	78%	68%	76%	72%	72%	76%	80%	78%	84%	71%	69%	75%	75%

**Connecticut Board of Parole  
Hearings Division Monthly Statistics  
August 31, 2002**



**Connecticut Board of Parole  
Hearings Division Monthly Statistics  
Administrative Reviews  
August 31, 2002**

	2001			2002									
	Aug	Sep	Oct	Nov	Dec	Jan	Feb	Mar	Apr	May	June	July	Aug
<b>Parole</b>	121	127	118	119	133	141	126	89	146	178	140	152	115
<b>Denial</b>	42	36	55	37	52	55	40	22	41	34	58	67	38
<b>Medical Parole</b>	0	0	0	0	0	0	0	0	0	0	0	0	0
<b>Total Actions</b>	163	163	173	156	185	196	166	111	187	212	198	219	153

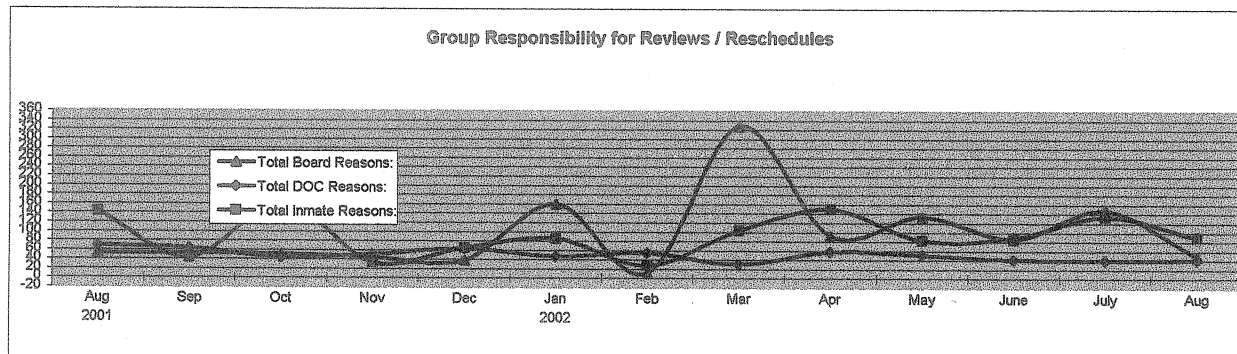


**Parole Granting Rate  
September 2001 - August 2002**

	<b>Full Panel Hearings</b>	<b>Administrative Reviews</b>
<b>September</b>	64%	78%
<b>October</b>	66%	68%
<b>November</b>	62%	76%
<b>December</b>	73%	72%
<b>January</b>	74%	72%
<b>February</b>	80%	76%
<b>March</b>	48%	80%
<b>April</b>	74%	78%
<b>May</b>	71%	84%
<b>June</b>	67%	71%
<b>July</b>	77%	69%
<b>August</b>	68%	75%
<b>Average:</b>	69%	75%

**Connecticut Board of Parole  
Types of Review and Rescheduling Activities  
August 2002**

	2001					2002							
	Aug	Sep	Oct	Nov	Dec	Jan	Feb	Mar	Apr	May	June	July	Aug
<b><u>Inmate-Related Reasons:</u></b>													
<b><u>Regular Hearings</u></b>													
In Seg/Punitive Seg	6	0	11	3	5	0	1	4	7	12	11	14	6
Inmate's Request	0	0	0	0	0	0	1	3	1	1	0	0	0
Pending Charges	57	4	52	3	14	45	4	29	47	19	22	36	26
Pending DR	0	0	0	0	0	0	0	0	0	0	0	0	0
SRG Affiliation	27	3	48	5	19	15	1	24	27	15	11	46	18
Pending Waiver	0	0	0	0	0	0	0	0	0	0	0	0	0
85% Status	27	1	29	3	11	9	5	17	23	15	17	13	12
Case Review	26	34	24	20	15	12	16	25	40	17	27	16	25
<b><u>Revocation Hearings:</u></b>													
Attorney	0	1	0	0	0	0	0	0	0	0	0	0	0
Pending Charges	0	0	0	0	1	4	0	1	5	4	1	8	3
<b>Total Inmate Reasons:</b>	<b>143</b>	<b>43</b>	<b>164</b>	<b>34</b>	<b>65</b>	<b>85</b>	<b>28</b>	<b>103</b>	<b>150</b>	<b>83</b>	<b>89</b>	<b>133</b>	<b>90</b>
<b><u>DOC-Related Reasons</u></b>													
<b><u>Regular Hearings</u></b>													
Transportation	63	56	40	47	57	44	47	27	48	46	34	37	40
Awaiting MH Evaluation	6	8	5	5	6	3	8	4	10	6	8	3	2
<b>Total DOC Reasons:</b>	<b>69</b>	<b>64</b>	<b>45</b>	<b>52</b>	<b>63</b>	<b>47</b>	<b>55</b>	<b>31</b>	<b>58</b>	<b>52</b>	<b>42</b>	<b>40</b>	<b>42</b>
<b><u>Board-Related Reasons</u></b>													
<b><u>Regular Hearings</u></b>													
Additional Info	11	19	16	10	13	16	6	17	42	37	16	39	19
Additional Offense Info	15	15	7	16	14	10	2	11	19	20	14	8	5
Hearing Cancelled	0	14	0	17	0	106	0	269	0	52	36	82	9
Ineligible-PE date	0	0	0	0	0	0	1	3	1	1	0	0	0
No Parole Package	0	0	0	0	0	0	0	0	0	0	0	0	0
Awaiting Sex Offender Eval	0	0	0	0	0	0	0	0	0	0	0	0	0
Other	27	5	29	2	12	28	3	29	31	23	20	19	16
<b>Total Board Reasons:</b>	<b>53</b>	<b>53</b>	<b>52</b>	<b>45</b>	<b>39</b>	<b>160</b>	<b>12</b>	<b>329</b>	<b>93</b>	<b>133</b>	<b>86</b>	<b>148</b>	<b>49</b>
<b>All Reasons:</b>	<b>265</b>	<b>160</b>	<b>261</b>	<b>131</b>	<b>167</b>	<b>292</b>	<b>95</b>	<b>463</b>	<b>301</b>	<b>268</b>	<b>217</b>	<b>321</b>	<b>181</b>



**Connecticut Board of Parole  
Hearings Division Monthly Statistics  
Current Location  
August 31, 2002  
Persons Granted Parole via Administrative Reviews**

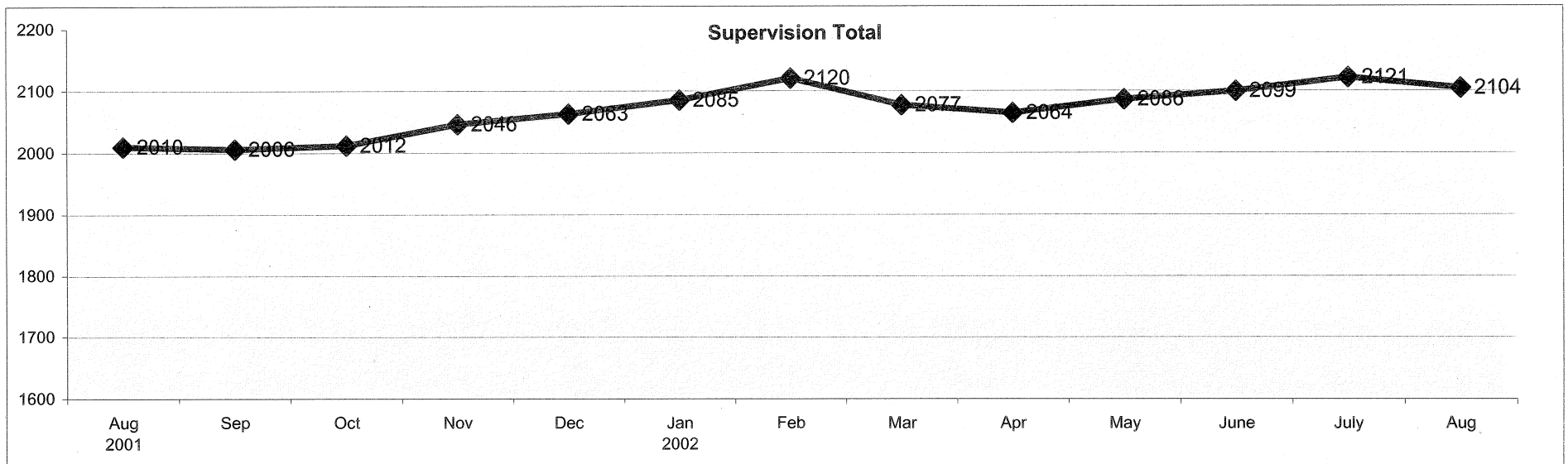
**Granting Month**

Location	2001		2002											12 Mo.
	Aug	Sep	Oct	Nov	Dec	Jan	Feb	Mar	Apr	May	June	July	Aug	Total
CT Parole Supervision	1	2	3	5	6	9	5	8	4	6	17	19	22	106
Out-of State Parole Supervision	0	0	0	0	0	0	0	0	0	0	0	0	1	1
Abscond from Parole	0	0	0	0	0	1	0	0	0	0	0	1	0	2
Halfway House	7	6	5	6	10	5	8	5	8	10	3	5	0	71
Confined in CT, to be Released	112	118	110	107	113	126	113	71	129	159	115	122	92	1375
Confined, Out of State	0	0	0	0	0	0	0	0	0	0	0	0	0	0
Furlough	0	0	0	0	0	0	0	0	0	0	0	0	0	0
Escaped, Prior to Release	0	0	0	0	0	0	0	0	0	0	0	0	0	0
Reconfined	0	0	0	0	0	0	0	0	0	0	0	0	0	0
TS	0	0	0	0	0	0	0	0	0	0	0	0	0	0
Discharged	0	0	0	0	0	0	0	1	0	3	0	0	0	4
Virginia	1	1	0	1	4	0	0	4	5	0	5	5	0	25
<b>Total</b>	<b>121</b>	<b>127</b>	<b>118</b>	<b>119</b>	<b>133</b>	<b>141</b>	<b>126</b>	<b>89</b>	<b>146</b>	<b>178</b>	<b>140</b>	<b>152</b>	<b>115</b>	<b>1584</b>





## Connecticut Board of Parole Parole Supervision Caseload August 31, 2002

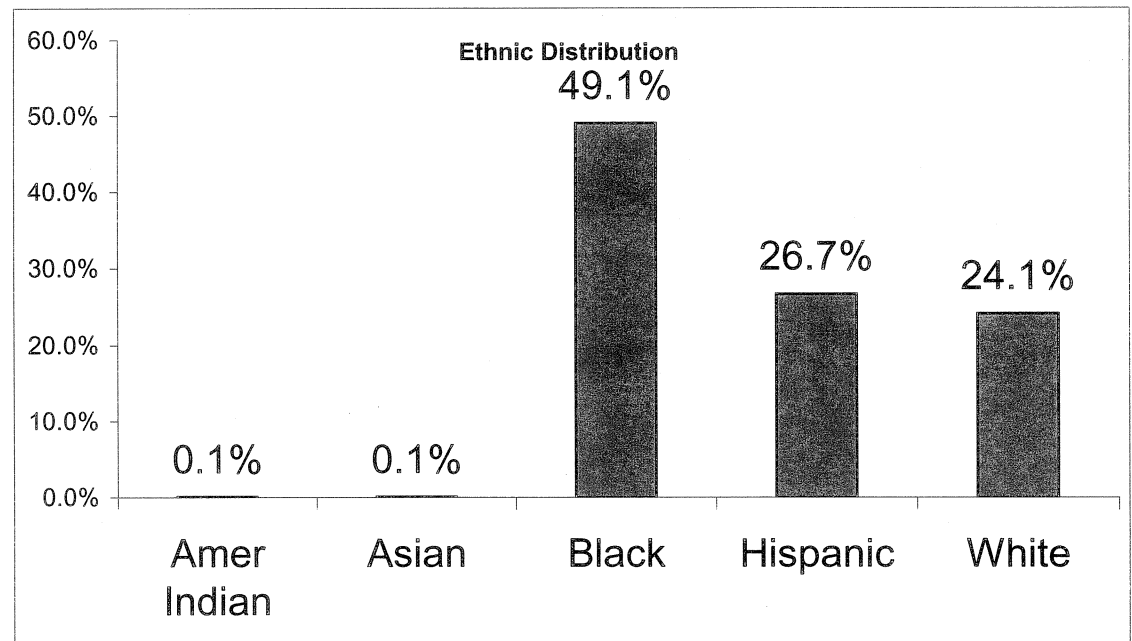
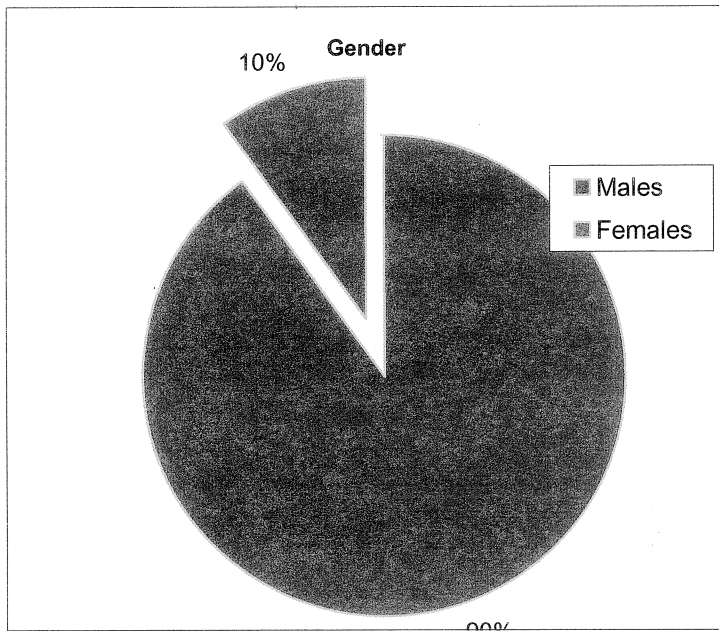
	2001					2002							
	Aug	Sep	Oct	Nov	Dec	Jan	Feb	Mar	Apr	May	June	July	Aug
<b>CT Parolees Supervised in CT</b>	1691	1695	1689	1717	1750	1770	1784	1743	1731	1758	1767	1788	1777
<b>Out Of State Parolees Supervised in CT</b>	177	171	176	178	175	175	190	190	191	188	187	189	184
<b>CT Supervision Total:</b>	1868	1866	1865	1895	1925	1945	1974	1933	1922	1946	1954	1977	1961
<b>CT Parolees Supervised Out of State</b>	142	140	147	151	138	140	146	144	142	140	145	144	143
<b>Supervision Total:</b>	2010	2006	2012	2046	2063	2085	2120	2077	2064	2086	2099	2121	2104
<b>Parole Violators Confined</b>	257	263	264	279	265	283	279	284	300	306	306	345	331
<b>GRAND TOTAL</b>	2267	2269	2276	2325	2328	2368	2399	2361	2364	2392	2405	2466	2435



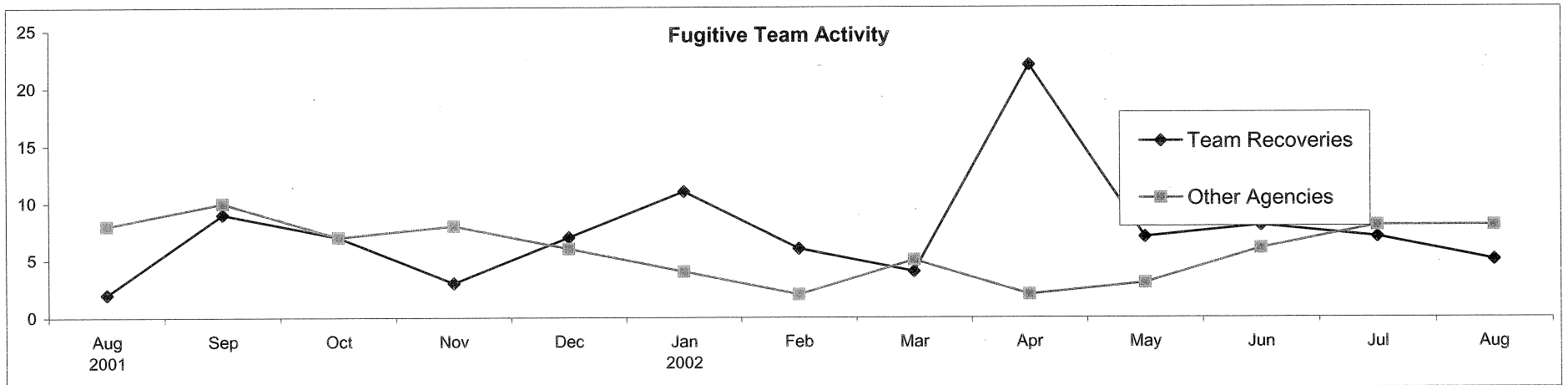
# Connecticut Board of Parole Parole Supervision Caseload August 31, 2002



**Connecticut Board of Parole  
Parole Supervision Caseload  
August 31, 2002**



# Connecticut Board of Parole Parole Supervision Caseload August 31, 2002



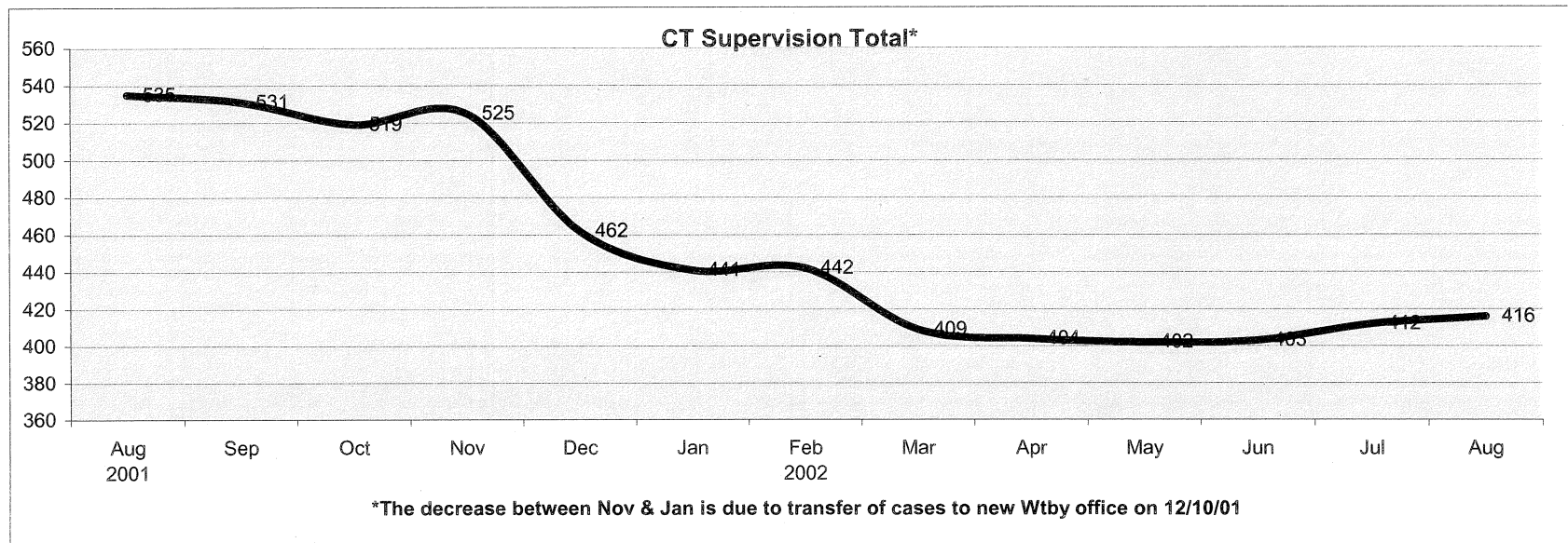
**Connecticut Board of Parole  
Parole Supervision Caseload  
August 31, 2002**

	2001 Aug	Sep	Oct	Nov	Dec	2002 Jan	Feb	Mar	Apr	May	June	July	Aug
<b>Number of Parolees Employed:</b>	1544	1499	1392	1510	1553	1571	1577	1525	1541	1535	1551	1596	1564
<b>Parolees Unemployable:</b>	160	196	293	181	170	174	192	206	193	206	199	184	191
<b>Proportion Employed:</b>	90%	90%	89%	88%	88%	89%	88%	88%	89%	88%	88%	89%	88%
<b>Number Active in Parole Works:</b>	77	93	103	129	126	125	135	129	138	131	129	126	121
<b># Community Service Hours:</b>	1266	1214	1195	1132	337	1425	1789	1117	1578	858	852	1419	956

## Parole Supervision Caseload August 31, 2002

### Bridgeport District Office Supervision Caseload

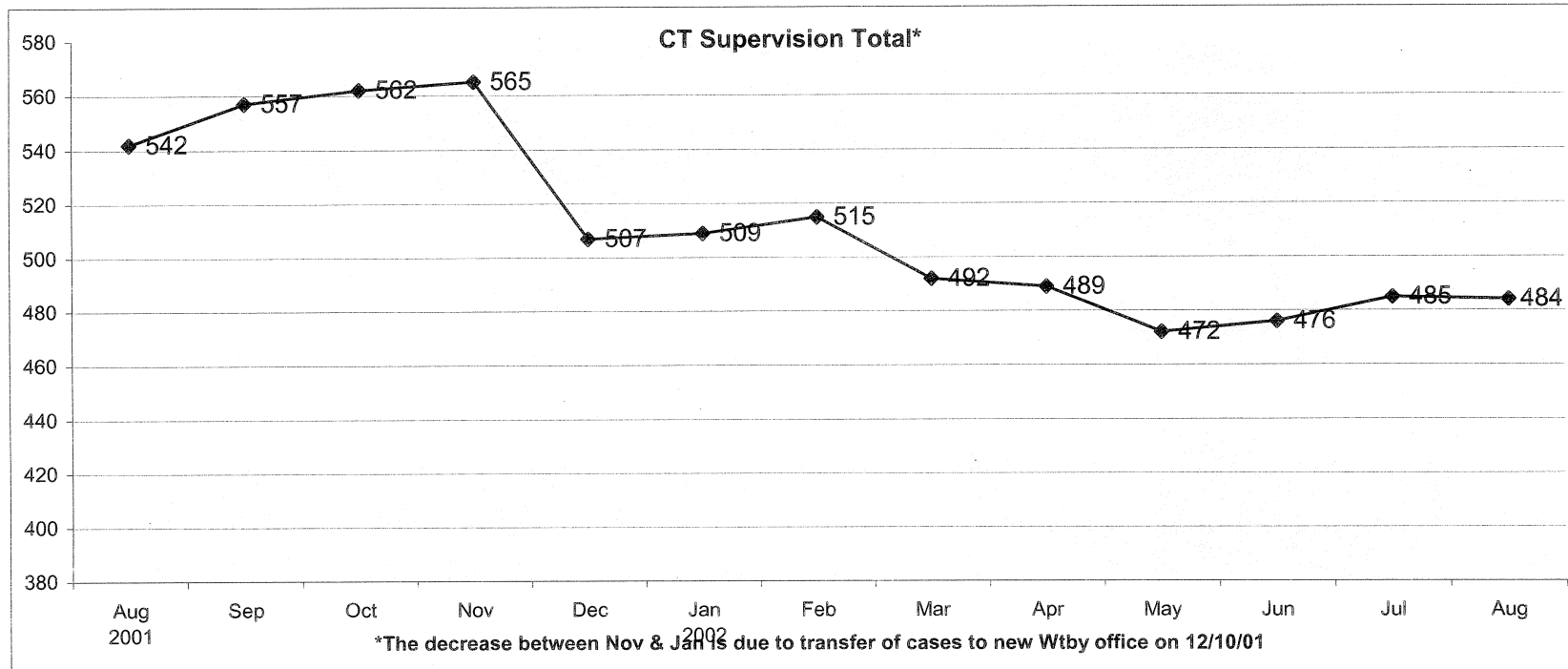
	2001					2002							
	Aug	Sep	Oct	Nov	Dec	Jan	Feb	Mar	Apr	May	Jun	Jul	Aug
<b>CT Parolees Supervised in CT</b>	476	472	459	465	418	394	396	365	356	360	362	372	378
<b>Out Of State Parolees Supervised in CT</b>	59	59	60	60	44	47	46	44	48	42	41	40	38
<b>CT Supervision Total:</b>	535	531	519	525	462	441	442	409	404	402	403	412	416
<b>Parole Violators Confined</b>	65	68	69	72	64	73	71	71	68	56	66	75	54
<b>GRAND TOTAL</b>	600	599	588	597	526	514	513	480	472	458	469	487	470



## Parole Supervision Caseload August 31, 2002

### Hartford District Office Supervision Caseload

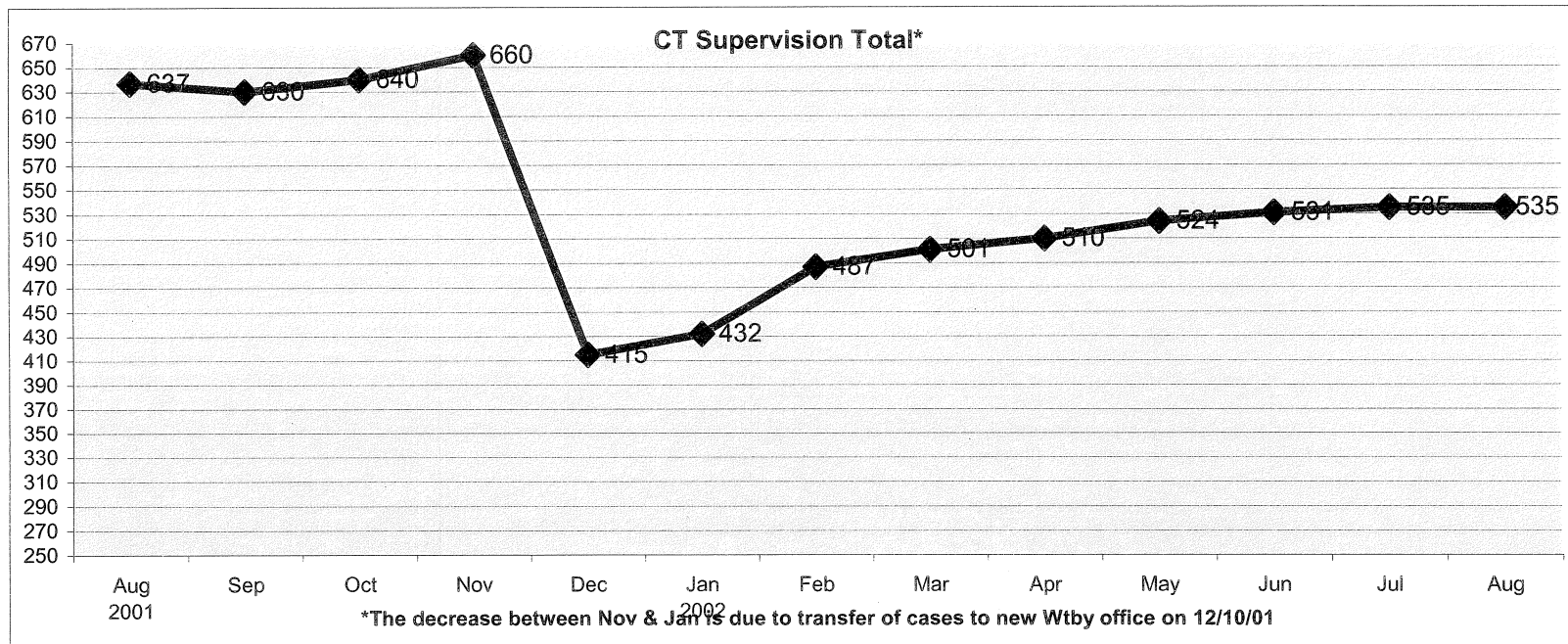
	2001					2002							
	Aug	Sep	Oct	Nov	Dec	Jan	Feb	Mar	Apr	May	Jun	Jul	Aug
<b>CT Parolees Supervised in CT</b>	501	518	519	519	470	472	474	448	444	431	436	439	438
<b>Out Of State Parolees Supervised in CT</b>	41	39	43	46	37	37	41	44	45	41	40	46	46
<b>CT Supervision Total:</b>	542	557	562	565	507	509	515	492	489	472	476	485	484
<b>Parole Violators Confined</b>	102	104	96	104	93	89	86	95	104	111	99	123	130
<b>GRAND TOTAL</b>	644	661	658	669	600	598	601	587	593	583	575	608	614



## Parole Supervision Caseload August 31, 2002

### New Haven District Office Supervision Caseload

	2001					2002							
	Aug	Sep	Oct	Nov	Dec	Jan	Feb	Mar	Apr	May	Jun	Jul	Aug
CT Parolees Supervised in CT	571	569	579	599	372	388	440	458	461	474	478	484	484
Out Of State Parolees Supervised in CT	66	61	61	61	43	44	47	43	49	50	53	51	51
<b>CT Supervision Total:</b>	<b>637</b>	<b>630</b>	<b>640</b>	<b>660</b>	<b>415</b>	<b>432</b>	<b>487</b>	<b>501</b>	<b>510</b>	<b>524</b>	<b>531</b>	<b>535</b>	<b>535</b>
Parole Violators Confined	57	80	82	88	84	47	58	70	65	71	71	78	81
<b>GRAND TOTAL</b>	<b>694</b>	<b>710</b>	<b>722</b>	<b>748</b>	<b>499</b>	<b>479</b>	<b>545</b>	<b>571</b>	<b>575</b>	<b>595</b>	<b>602</b>	<b>613</b>	<b>616</b>

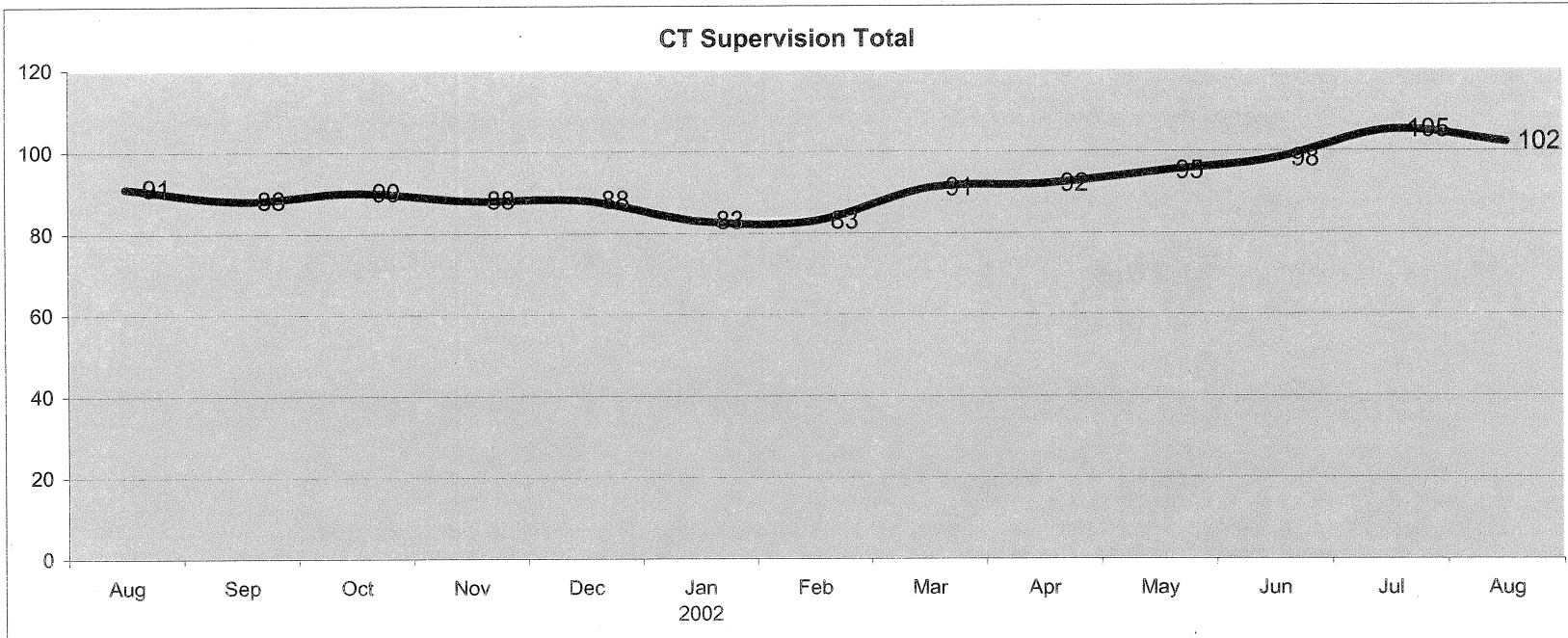




## Parole Supervision Caseload August 31, 2002

### Special Management Supervision Caseload

	2002													
	Aug	Sep	Oct	Nov	Dec	Jan	Feb	Mar	Apr	May	Jun	Jul	Aug	
<b>CT Parolees Supervised in CT</b>	80	76	78	77	75	75	67	73	74	77	81	88	87	
<b>Out Of State Parolees Supervised in CT</b>	11	12	12	11	13	8	16	18	18	18	17	17	15	
<b>CT Supervision Total:</b>	91	88	90	88	88	83	83	91	92	95	98	105	102	
<b>Parole Violators Confined</b>	5	3	4	10	13	14	16	16	11	14	15	16	15	
<b>GRAND TOTAL</b>	96	91	94	98	101	97	99	107	103	109	113	121	117	



## Parole Supervision Caseload August 31, 2002

### Waterbury Caseload

	2001					2002							
	Aug	Sep	Oct	Nov	Dec	Jan	Feb	Mar	Apr	May	Jun	Jul	Aug
<b>CT Parolees Supervised in CT</b>	0	0	0	0	360	389	407	399	396	416	410	405	390
<b>Out Of State Parolees Supervised in CT</b>	0	0	0	0	38	39	40	41	31	37	36	35	34
<b>CT Supervision Total:</b>	0	0	0	0	398	428	447	440	427	453	446	440	424
<b>Parole Violators Confined</b>	0	0	0	0	46	41	36	37	46	54	48	50	46
<b>GRAND TOTAL</b>	0	0	0	0	444	469	483	477	473	507	494	490	470

