


**STATE OF CONNECTICUT**

**Connecticut Parole and  
Community Services**

**Monthly Report**



**July 2002**  
*(July 2001 to July 2002)*

Prepared by  
*Jerry Stowell*

FOR  
BOARD OF PARDONS & PAROLES (BOPP)  
AND  
DEPARTMENT OF CORRECTION (DOC)  
Parole and Community Services Division

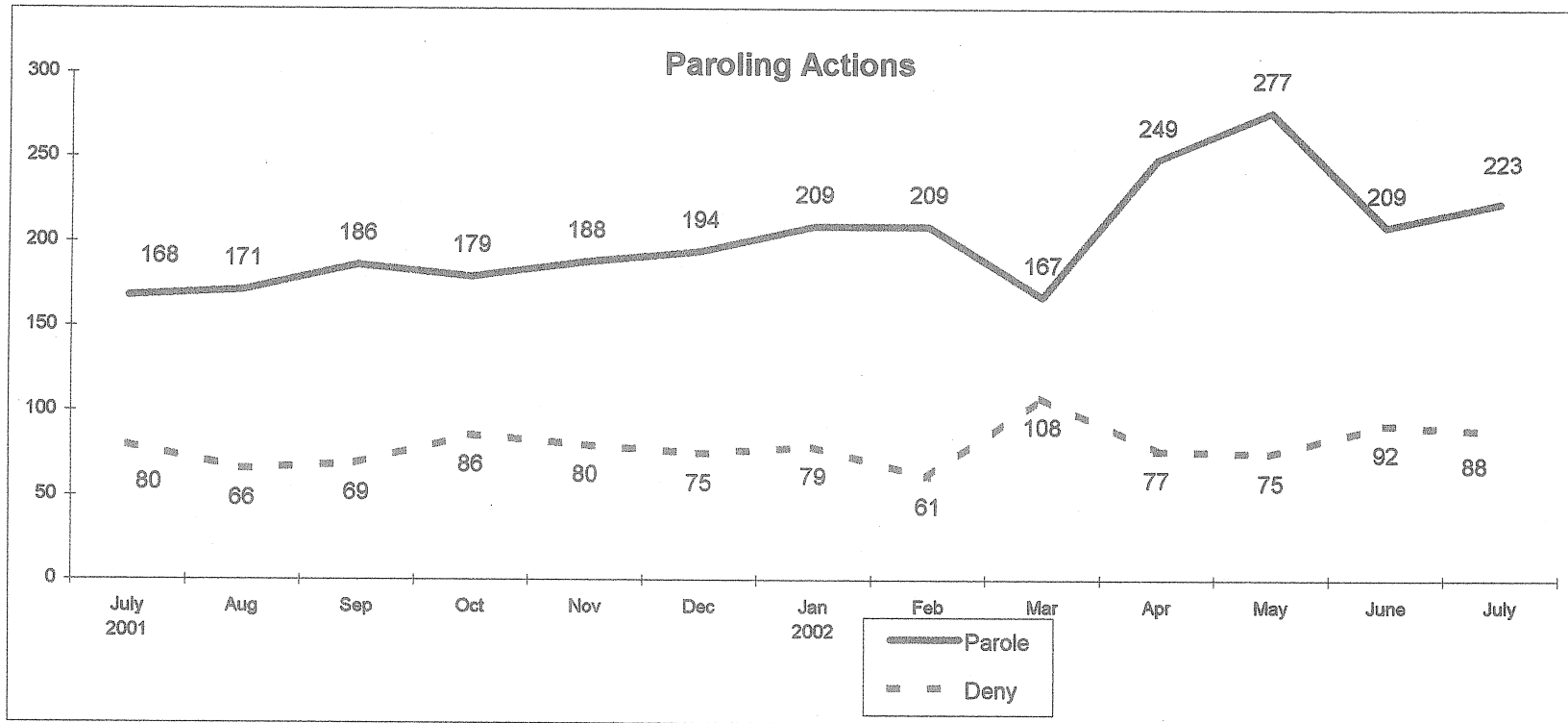
**Correctional Population and Parole Eligibility  
July 31, 2002**

<b>Confined Population</b>	<b>18,370</b>		
(Unsentenced and Special Inmates)	(3,992)	Balance	14,378
(Sentences 2 Years & Less, Cuscom, New Admits)	(4,614)	Balance	9,764
(Parole Ineligible, crime committed)	(676)	Balance	9,088
(SRG Classification)	(320)	Balance	8,768
(Wright Decision Cases)	(413)	Balance	8,355
(Level 5 Classification)	(96)	Balance	8,259
(Chronic Disciplinary Unit Classification)	(63)		
<b>Population Eligible for Parole Consideration</b>	<b>8,196</b>		

**Connecticut Board of Parole  
Hearings Division Monthly Statistics  
July 31, 2002**

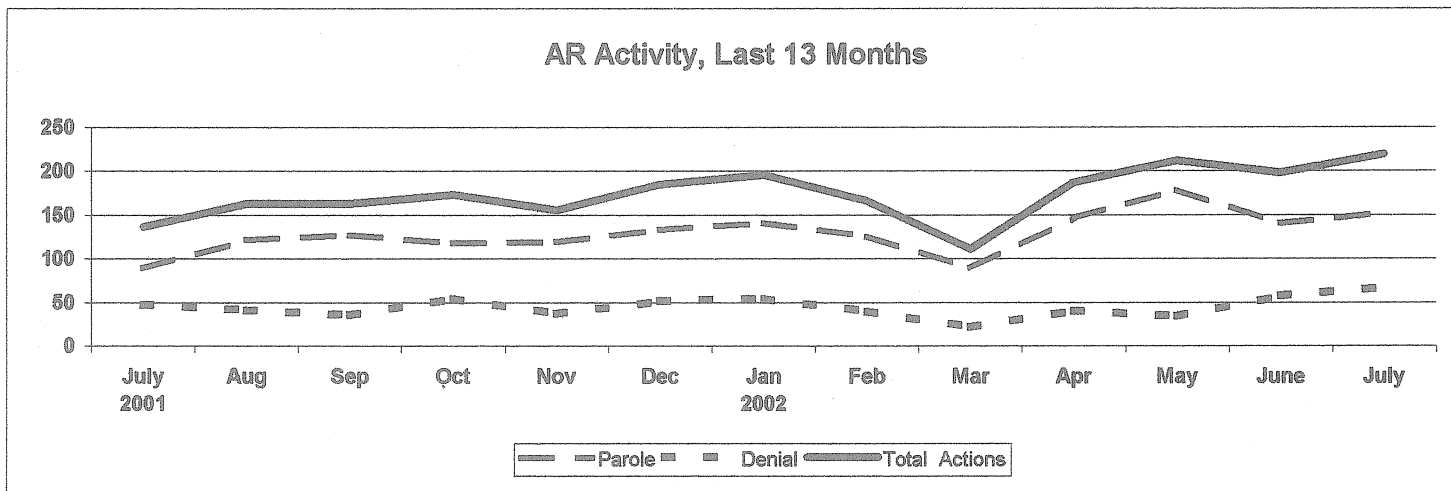
	2001						2002						12 Mo.	
	July	Aug	Sep	Oct	Nov	Dec	Jan	Feb	Mar	Apr	May	June	July	Totals
<b>Full Panel Actions</b>														
Parole	79	50	59	61	69	61	68	83	78	103	99	69	71	871
Deny	32	24	33	31	43	23	24	21	86	36	41	34	21	417
Medical Parole	0	0	0	0	0	0	0	0	0	0	0	0	0	0
Revoke	49	43	40	53	42	46	41	40	53	39	55	55	50	557
Revoke & Reparole	12	7	23	21	26	14	16	12	18	24	19	28	21	229
Rescind	7	2	12	8	16	13	14	11	10	11	9	5	6	117
Rescind & Reparole	7	6	4	8	12	12	6	11	11	4	13	10	11	108
Early Parole Discharge	0	0	0	0	0	0	0	0	0	0	0	0	0	0
<b>Total Full Panel Actions</b>	186	132	171	182	208	169	169	178	256	217	236	201	180	2299
<b>Administrative Review Actions</b>														
Parole	89	121	127	118	119	133	141	126	89	146	178	140	152	1590
Deny	48	42	36	55	37	52	55	40	22	41	34	58	67	539
<b>Total Admin. Review Actions</b>	137	163	163	173	156	185	196	166	111	187	212	198	219	2129
<b>Staff Actions</b>														
Case Review	31	26	34	24	20	15	12	16	25	40	17	27	16	272
Review & Reschedule	157	265	145	267	130	169	303	96	479	296	278	208	337	2973
Close Interest	62	94	23	79	28	54	87	20	101	126	66	41	65	784
<b>Total Actions</b>	573	680	536	725	542	592	767	476	972	866	809	675	817	8457
<b>Total Hearing Dates</b>	20	19	19	18	20	18	20	18	21	21	20	18	19	231
<b>Parole Grant Rate</b>														
Full Panels	71%	68%	64%	66%	62%	73%	74%	80%	48%	74%	71%	67%	77%	68%
Administrative Reviews	65%	74%	78%	68%	76%	72%	72%	76%	80%	78%	84%	71%	69%	75%

Connecticut Board of Parole  
Hearings Division Monthly Statistics  
July 31, 2002



**Connecticut Board of Parole  
Hearings Division Monthly Statistics  
Administrative Reviews  
July 31, 2002**

	2001			2002									
	July	Aug	Sep	Oct	Nov	Dec	Jan	Feb	Mar	Apr	May	June	July
Parole	89	121	127	118	119	133	141	126	89	146	178	140	152
Denial	48	42	36	55	37	52	55	40	22	41	34	58	67
Medical Parole	0	0	0	0	0	0	0	0	0	0	0	0	0
<b>Total Actions</b>	<b>137</b>	<b>163</b>	<b>163</b>	<b>173</b>	<b>156</b>	<b>185</b>	<b>196</b>	<b>166</b>	<b>111</b>	<b>187</b>	<b>212</b>	<b>198</b>	<b>219</b>



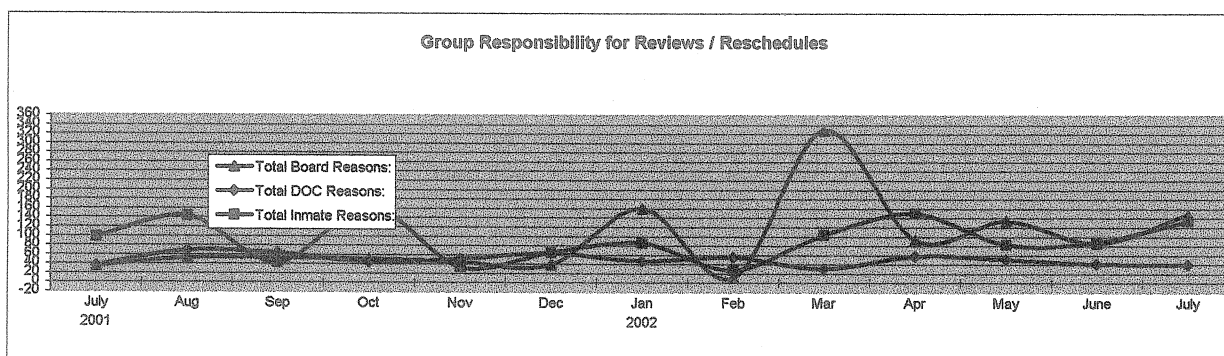
**Connecticut Board of Parole  
Hearings Division Monthly Statistics  
Current Location  
July 31, 2002  
Persons Granted Parole via Administrative Reviews**

**Granting Month**

Location	2001			2002										12 Mo.
	July	Aug	Sep	Oct	Nov	Dec	Jan	Feb	Mar	Apr	May	June	July	Total
CT Parole Supervision	0	1	2	3	5	6	9	5	8	4	6	17	19	85
Out-of State Parole Supervision	0	0	0	0	0	0	0	0	0	0	0	0	0	0
Abscond from Parole	0	0	0	0	0	0	1	0	0	0	0	0	1	2
Halfway House	3	7	6	5	6	10	5	8	5	8	10	3	5	78
Confined in CT, to be Released	86	112	118	110	107	113	126	113	71	129	159	115	122	1395
Confined, Out of State	0	0	0	0	0	0	0	0	0	0	0	0	0	0
Furlough	0	0	0	0	0	0	0	0	0	0	0	0	0	0
Escaped, Prior to Release	0	0	0	0	0	0	0	0	0	0	0	0	0	0
Reconfined	0	0	0	0	0	0	0	0	0	0	0	0	0	0
TS	0	0	0	0	0	0	0	0	0	0	0	0	0	0
Discharged	0	0	0	0	0	0	0	0	1	0	3	0	0	4
Virginia	0	1	1	0	1	4	0	0	4	5	0	5	5	26
<b>Total</b>	<b>89</b>	<b>121</b>	<b>127</b>	<b>118</b>	<b>119</b>	<b>133</b>	<b>141</b>	<b>126</b>	<b>89</b>	<b>146</b>	<b>178</b>	<b>140</b>	<b>152</b>	<b>1590</b>

**Connecticut Board of Parole  
Types of Review and Rescheduling Activities  
July 2002**

	2001						2002						
	July	Aug	Sep	Oct	Nov	Dec	Jan	Feb	Mar	Apr	May	June	July
<b>Inmate-Related Reasons:</b>													
<b>Regular Hearings</b>													
In Seg/Punitive Seg	8	6	0	11	3	5	0	1	4	7	12	11	14
Inmate's Request	0	0	0	0	0	0	0	1	3	1	1	0	0
Pending Charges	18	57	4	52	3	14	45	4	29	47	19	22	36
Pending DR	0	0	0	0	0	0	0	0	0	0	0	0	0
SRG Affiliation	22	27	3	48	5	19	15	1	24	27	15	11	46
Pending Waiver	0	0	0	0	0	0	0	0	0	0	0	0	0
85% Status	19	27	1	29	3	11	9	5	17	23	15	17	13
Case Review	31	26	34	24	20	15	12	16	25	40	17	27	16
<b>Revocation Hearings:</b>													
Attorney	0	0	1	0	0	0	0	0	0	0	0	0	0
Pending Charges	0	0	0	0	0	1	4	0	1	5	4	1	8
<b>Total Inmate Reasons:</b>	<b>98</b>	<b>143</b>	<b>43</b>	<b>164</b>	<b>34</b>	<b>65</b>	<b>85</b>	<b>28</b>	<b>103</b>	<b>150</b>	<b>83</b>	<b>89</b>	<b>133</b>
<b>DOC-Related Reasons</b>													
<b>Regular Hearings</b>													
Transportation	30	63	56	40	47	57	44	47	27	48	46	34	37
Awaiting MH Evaluation	6	6	8	5	5	6	3	8	4	10	6	8	3
<b>Total DOC Reasons:</b>	<b>36</b>	<b>69</b>	<b>64</b>	<b>45</b>	<b>52</b>	<b>63</b>	<b>47</b>	<b>55</b>	<b>31</b>	<b>58</b>	<b>52</b>	<b>42</b>	<b>40</b>
<b>Board-Related Reasons</b>													
<b>Regular Hearings</b>													
Additional Info	10	11	19	16	10	13	16	6	17	42	37	16	39
Additional Offense Info	7	15	15	7	16	14	10	2	11	19	20	14	8
Hearing Cancelled	0	0	14	0	17	0	106	0	269	0	52	36	82
Ineligible-PE date	0	0	0	0	0	0	0	1	3	1	1	0	0
No Parole Package	0	0	0	0	0	0	0	0	0	0	0	0	0
Awaiting Sex Offender Eval	0	0	0	0	0	0	0	0	0	0	0	0	0
Other	18	27	5	29	2	12	28	3	29	31	23	20	19
<b>Total Board Reasons:</b>	<b>35</b>	<b>53</b>	<b>53</b>	<b>52</b>	<b>45</b>	<b>39</b>	<b>160</b>	<b>12</b>	<b>329</b>	<b>93</b>	<b>133</b>	<b>86</b>	<b>148</b>
<b>All Reasons:</b>	<b>169</b>	<b>265</b>	<b>160</b>	<b>261</b>	<b>131</b>	<b>167</b>	<b>292</b>	<b>95</b>	<b>463</b>	<b>301</b>	<b>268</b>	<b>217</b>	<b>321</b>



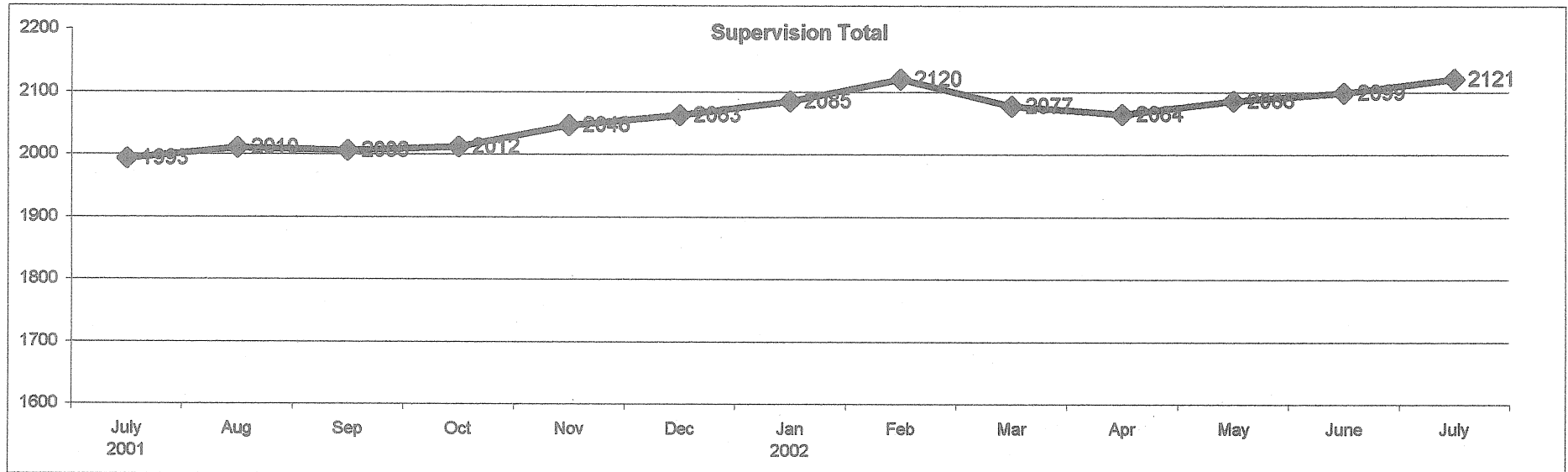
**Parole Granting Rate  
August 2001 -July 2002**

	<b>Full Panel Hearings</b>	<b>Administrative Reviews</b>
<b>August</b>	68%	74%
<b>September</b>	64%	78%
<b>October</b>	66%	68%
<b>November</b>	62%	76%
<b>December</b>	73%	72%
<b>January</b>	74%	72%
<b>February</b>	80%	76%
<b>March</b>	48%	80%
<b>April</b>	74%	78%
<b>May</b>	71%	84%
<b>June</b>	67%	71%
<b>July</b>	77%	69%
<b>Average:</b>	69%	75%

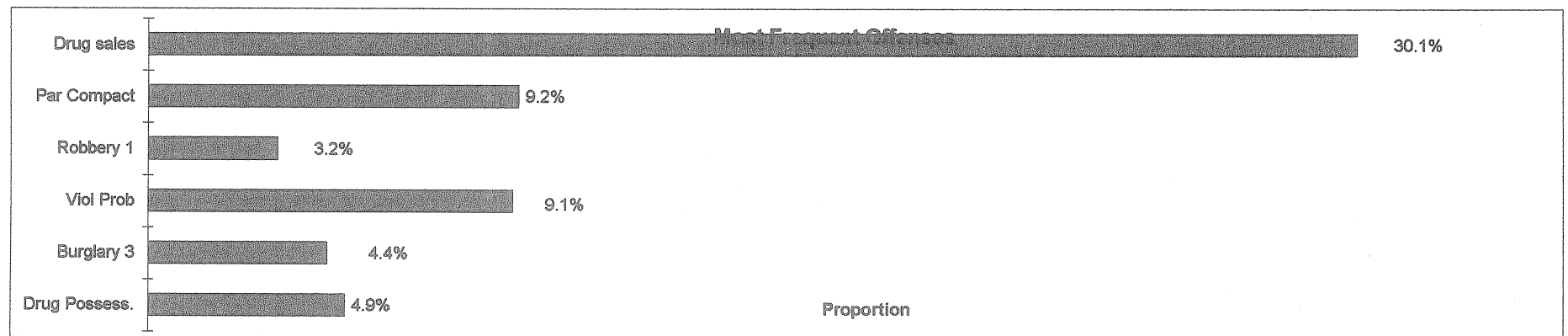
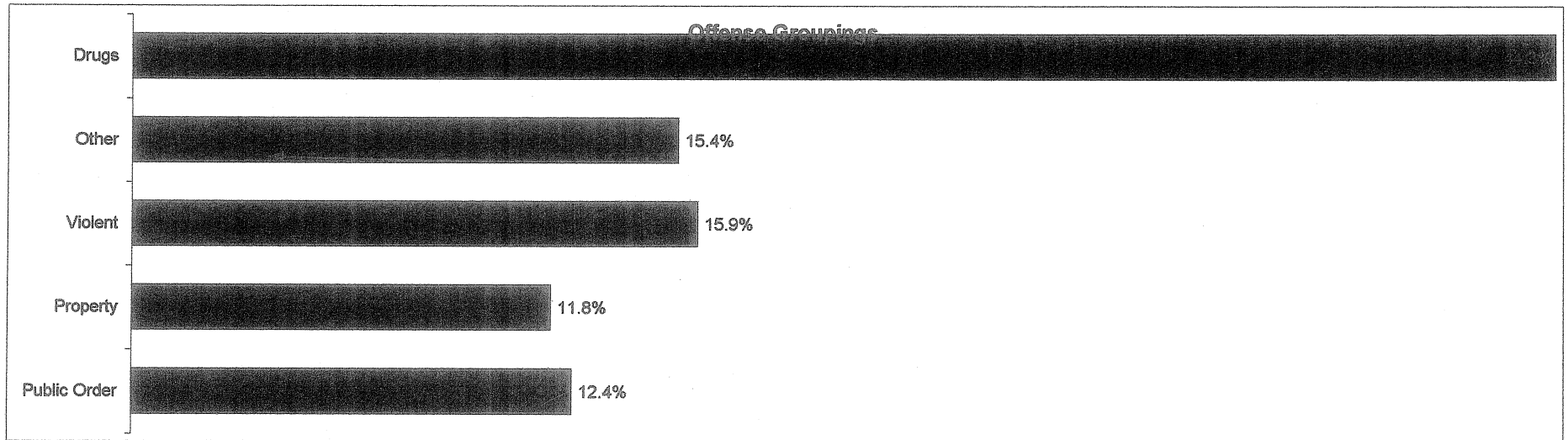


## Connecticut Board of Parole Parole Supervision Caseload July 31, 2002

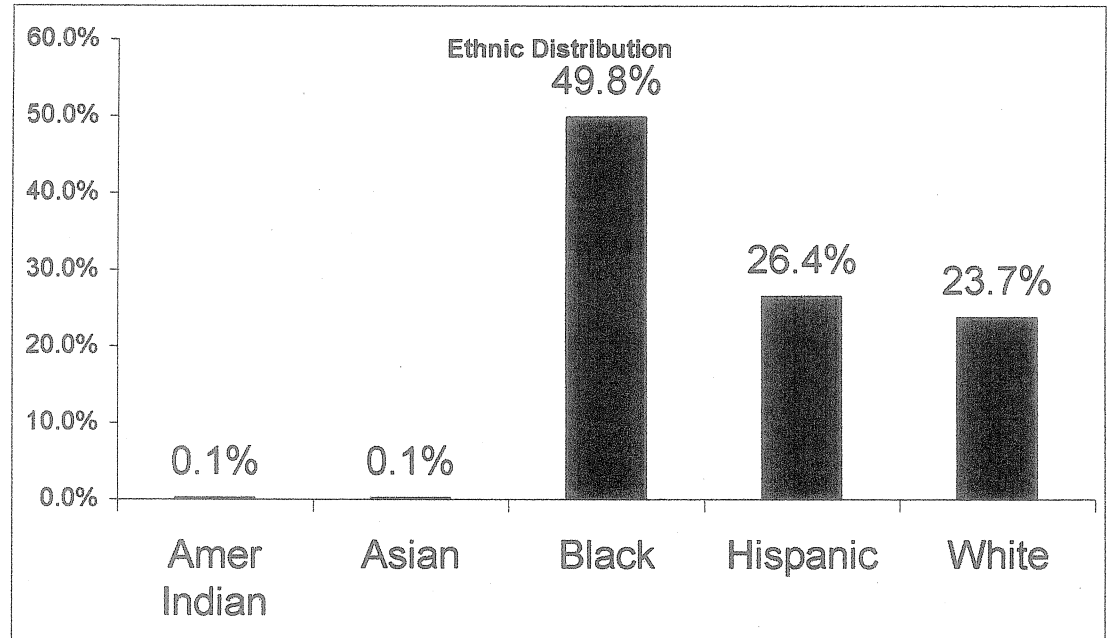
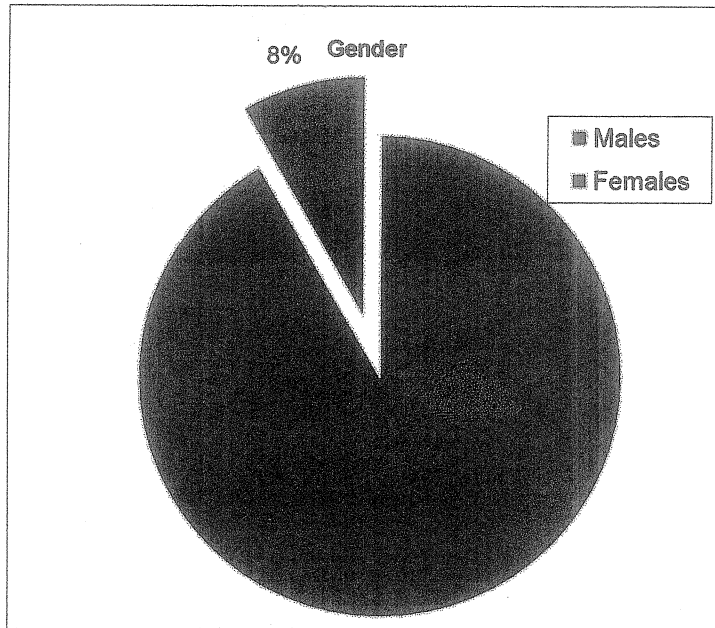
	2001						2002						
	July	Aug	Sep	Oct	Nov	Dec	Jan	Feb	Mar	Apr	May	June	July
CT Parolees Supervised in CT	1669	1691	1695	1689	1717	1750	1770	1784	1743	1731	1758	1767	1788
Out Of State Parolees Supervised in CT	181	177	171	176	178	175	175	190	190	191	188	187	189
<b>CT Supervision Total:</b>	<b>1850</b>	<b>1868</b>	<b>1866</b>	<b>1865</b>	<b>1895</b>	<b>1925</b>	<b>1945</b>	<b>1974</b>	<b>1933</b>	<b>1922</b>	<b>1946</b>	<b>1954</b>	<b>1977</b>
CT Parolees Supervised Out of State	143	142	140	147	151	138	140	146	144	142	140	145	144
<b>Supervision Total:</b>	<b>1993</b>	<b>2010</b>	<b>2006</b>	<b>2012</b>	<b>2046</b>	<b>2063</b>	<b>2085</b>	<b>2120</b>	<b>2077</b>	<b>2064</b>	<b>2086</b>	<b>2099</b>	<b>2121</b>
Parole Violators Confined	231	257	263	264	279	265	283	279	284	300	306	306	345
<b>GRAND TOTAL</b>	<b>2224</b>	<b>2267</b>	<b>2269</b>	<b>2276</b>	<b>2325</b>	<b>2328</b>	<b>2368</b>	<b>2399</b>	<b>2361</b>	<b>2364</b>	<b>2392</b>	<b>2405</b>	<b>2466</b>



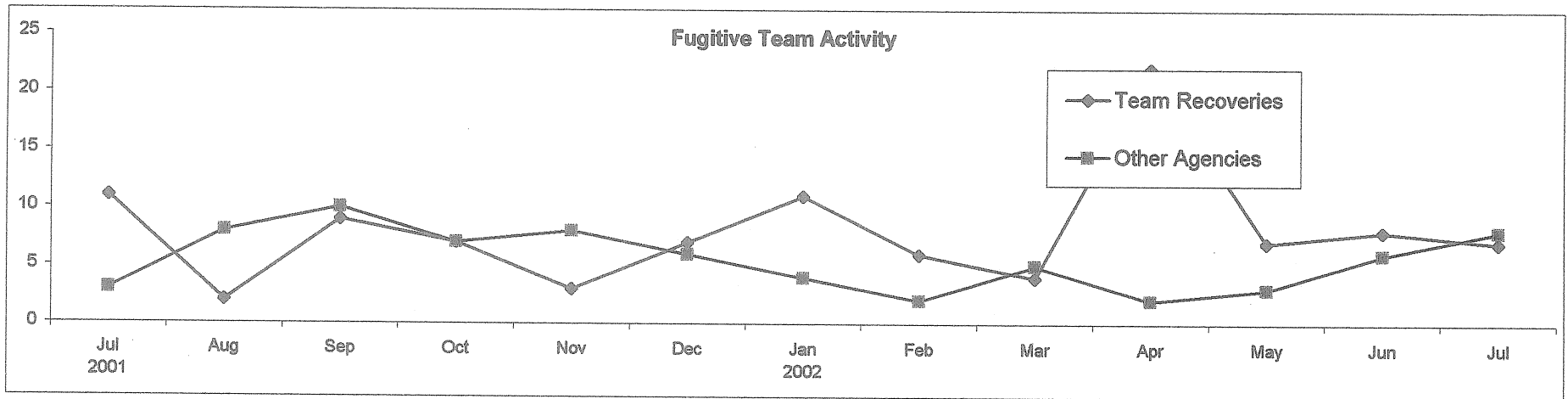
# Connecticut Board of Parole Parole Supervision Caseload July 31, 2002



**Connecticut Board of Parole  
Parole Supervision Caseload  
July 31, 2002**



**Connecticut Board of Parole  
Parole Supervision Caseload  
July 31, 2002**



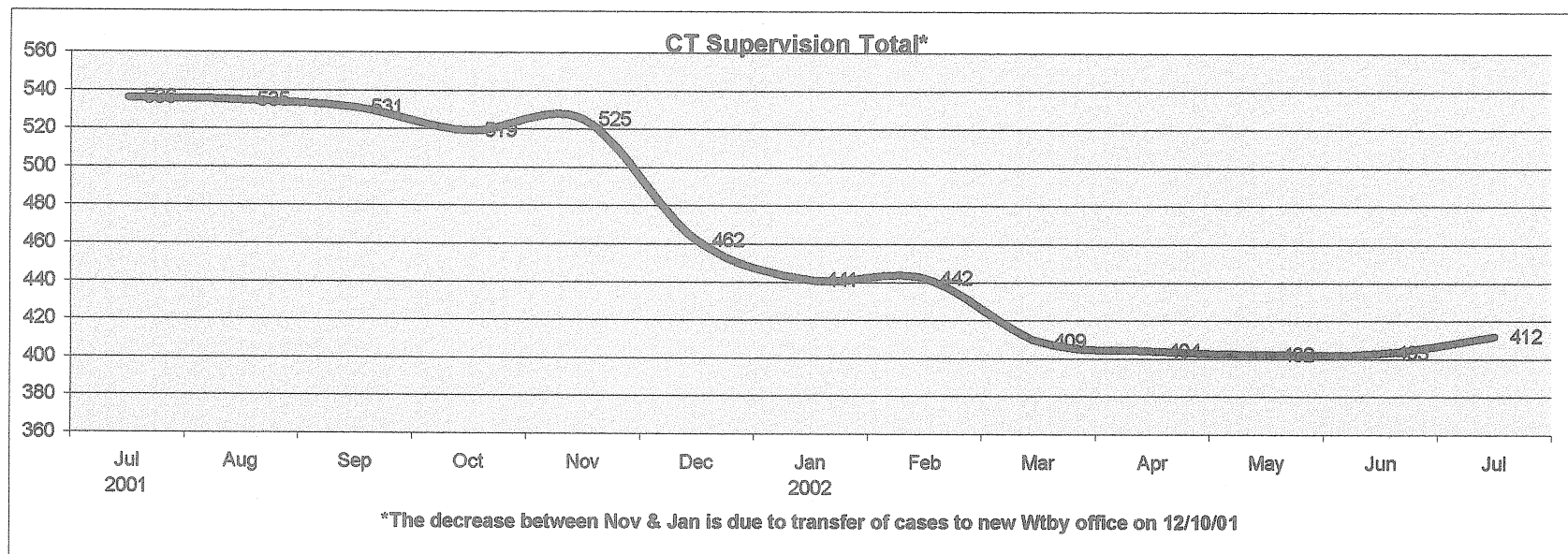
**Connecticut Board of Parole  
Parole Supervision Caseload  
July 31, 2002**

	July	2001 Aug	Sep	Oct	Nov	Dec	Jan	2002 Feb	Mar	Apr	May	June	July
<b>Number of Parolees Employed:</b>	1510	1544	1499	1392	1510	1553	1571	1577	1525	1541	1535	1551	1596
<b>Parolees Unemployable:</b>	174	160	196	293	181	170	174	192	206	193	206	199	184
<b>Proportion Employed:</b>	90%	90%	90%	89%	88%	88%	89%	88%	88%	89%	88%	88%	89%
<b>Number Active in Parole Works:</b>	105	77	93	103	129	126	125	135	129	138	131	129	126
<b># Community Service Hours:</b>	1408	1266	1214	1195	1132	337	1425	1789	1117	1578	858	852	1419

## Parole Supervision Caseload July 31, 2002

### Bridgeport District Office Supervision Caseload

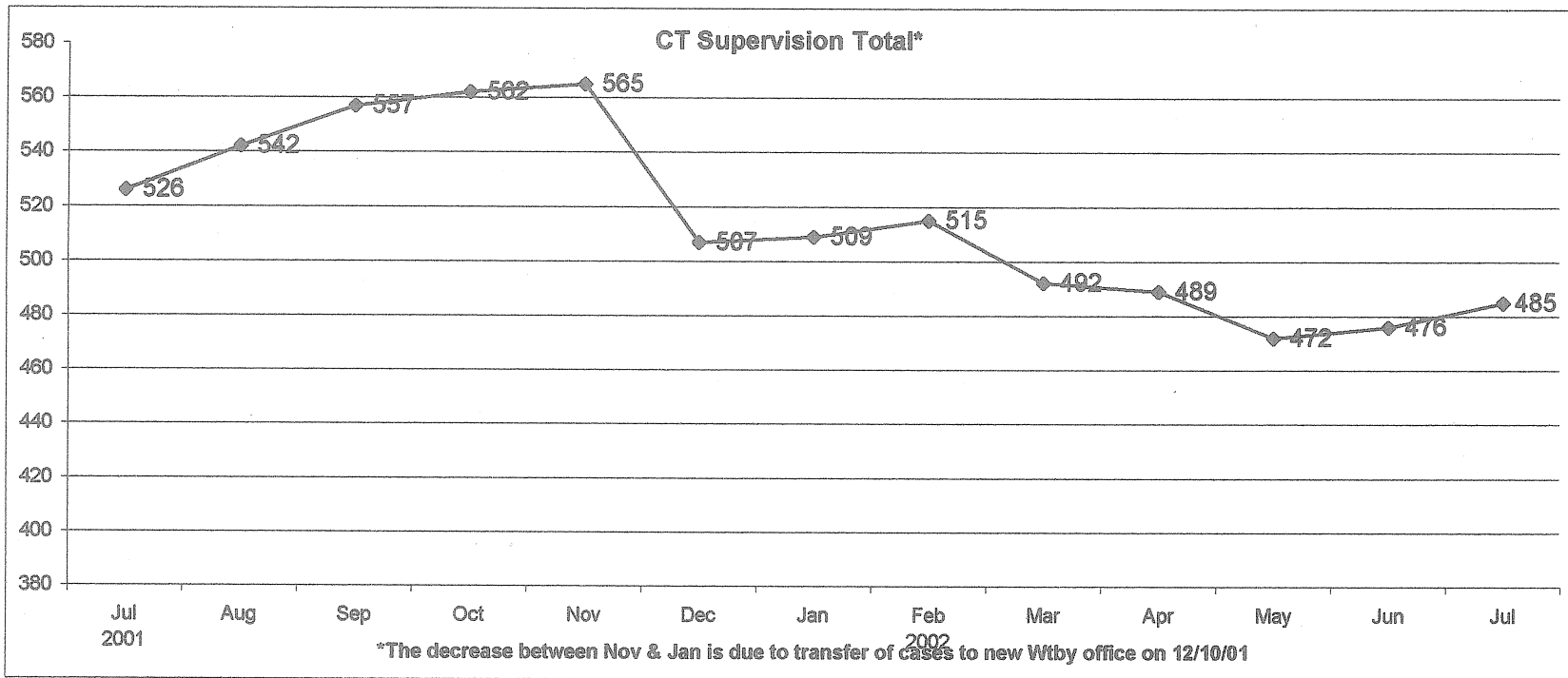
	2001						2002						
	Jul	Aug	Sep	Oct	Nov	Dec	Jan	Feb	Mar	Apr	May	Jun	Jul
CT Parolees Supervised in CT	480	476	472	459	465	418	394	396	365	356	360	362	372
Out Of State Parolees Supervised in CT	56	59	59	60	60	44	47	46	44	48	42	41	40
<b>CT Supervision Total:</b>	<b>536</b>	<b>535</b>	<b>531</b>	<b>519</b>	<b>525</b>	<b>462</b>	<b>441</b>	<b>442</b>	<b>409</b>	<b>404</b>	<b>402</b>	<b>403</b>	<b>412</b>
 Parole Violators Confined	 72	 65	 68	 69	 72	 64	 73	 71	 71	 68	 56	 66	 75
<b>GRAND TOTAL</b>	<b>608</b>	<b>600</b>	<b>599</b>	<b>588</b>	<b>597</b>	<b>526</b>	<b>514</b>	<b>513</b>	<b>480</b>	<b>472</b>	<b>458</b>	<b>469</b>	<b>487</b>



## Parole Supervision Caseload July 31, 2002

### Hartford District Office Supervision Caseload

	2001						2002						
	Jul	Aug	Sep	Oct	Nov	Dec	Jan	Feb	Mar	Apr	May	Jun	Jul
CT Parolees Supervised in CT	480	501	518	519	519	470	472	474	448	444	431	436	439
Out Of State Parolees Supervised in CT	46	41	39	43	46	37	37	41	44	45	41	40	46
<b>CT Supervision Total:</b>	<b>526</b>	<b>542</b>	<b>557</b>	<b>562</b>	<b>565</b>	<b>507</b>	<b>509</b>	<b>515</b>	<b>492</b>	<b>489</b>	<b>472</b>	<b>476</b>	<b>485</b>
<b>Parole Violators Confined</b>	<b>93</b>	<b>102</b>	<b>104</b>	<b>96</b>	<b>104</b>	<b>93</b>	<b>89</b>	<b>86</b>	<b>95</b>	<b>104</b>	<b>111</b>	<b>99</b>	<b>123</b>
<b>GRAND TOTAL</b>	<b>619</b>	<b>644</b>	<b>661</b>	<b>658</b>	<b>669</b>	<b>600</b>	<b>598</b>	<b>601</b>	<b>587</b>	<b>593</b>	<b>583</b>	<b>575</b>	<b>608</b>

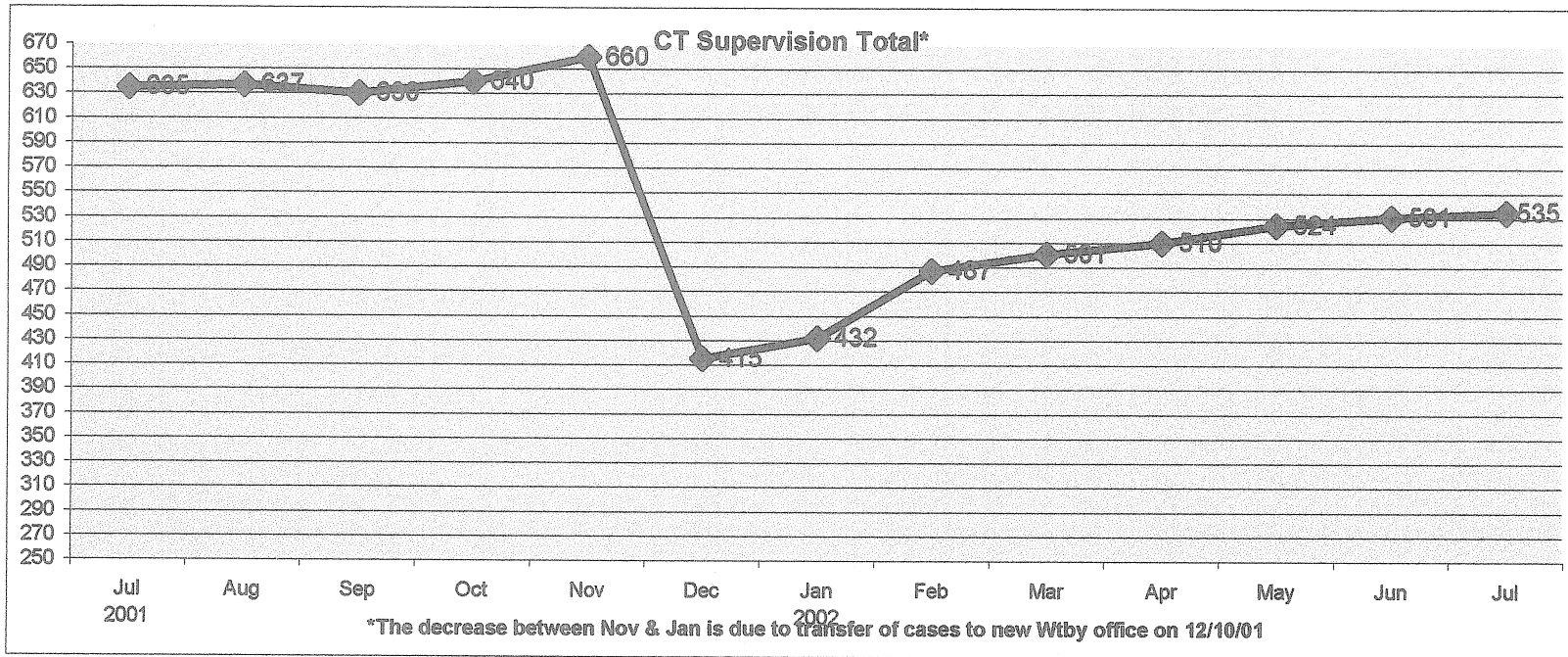


# Parole Supervision Caseload

## July 31, 2002

### New Haven District Office Supervision Caseload

	2001						2002						
	Jul	Aug	Sep	Oct	Nov	Dec	Jan	Feb	Mar	Apr	May	Jun	Jul
CT Parolees Supervised in CT	567	571	569	579	599	372	388	440	458	461	474	478	484
Out Of State Parolees Supervised in CT	68	66	61	61	61	43	44	47	43	49	50	53	51
<b>CT Supervision Total:</b>	<b>635</b>	<b>637</b>	<b>630</b>	<b>640</b>	<b>660</b>	<b>415</b>	<b>432</b>	<b>487</b>	<b>501</b>	<b>510</b>	<b>524</b>	<b>531</b>	<b>535</b>
Parole Violators Confined	56	57	80	82	88	84	47	58	70	65	71	71	78
<b>GRAND TOTAL</b>	<b>691</b>	<b>694</b>	<b>710</b>	<b>722</b>	<b>748</b>	<b>499</b>	<b>479</b>	<b>545</b>	<b>571</b>	<b>575</b>	<b>595</b>	<b>602</b>	<b>613</b>

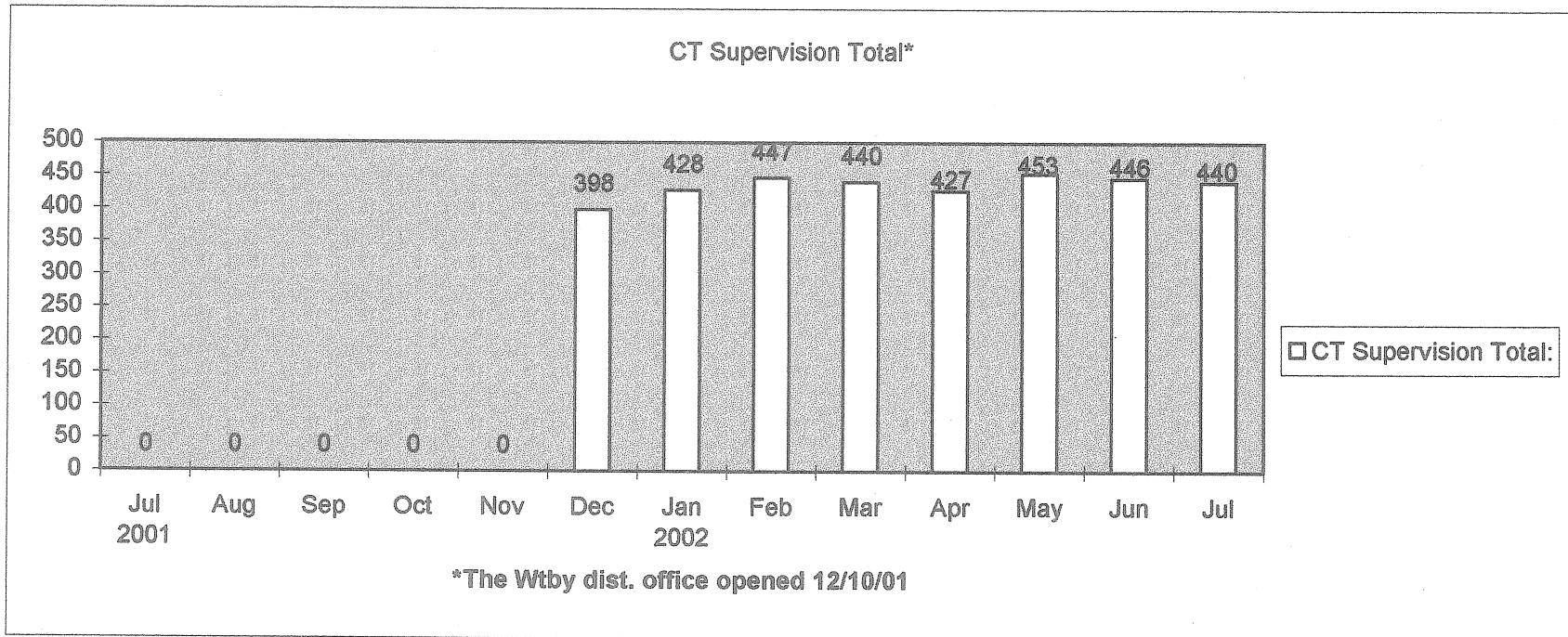




# Parole Supervision Caseload July 31, 2002

## Waterbury Caseload

	2001					2002							
	Jul	Aug	Sep	Oct	Nov	Dec	Jan	Feb	Mar	Apr	May	Jun	Jul
CT Parolees Supervised in CT	0	0	0	0	0	360	389	407	399	396	416	410	405
Out Of State Parolees Supervised in CT	0	0	0	0	0	38	39	40	41	31	37	36	35
CT Supervision Total:	0	0	0	0	0	398	428	447	440	427	453	446	440
Parole Violators Confined	0	0	0	0	0	46	41	36	37	46	54	48	50
GRAND TOTAL	0	0	0	0	0	444	469	483	477	473	507	494	490



# Parole Supervision Caseload

## July 31, 2002

### Special Management Supervision Caseload

	2001						2002						
	Jul	Aug	Sep	Oct	Nov	Dec	Jan	Feb	Mar	Apr	May	Jun	Jul
CT Parolees Supervised in CT	76	80	76	78	77	75	75	67	73	74	77	81	88
Out Of State Parolees Supervised in CT	11	11	12	12	11	13	8	16	18	18	18	17	17
CT Supervision Total:	87	91	88	90	88	88	83	83	91	92	95	98	105
Parole Violators Confined	6	5	3	4	10	13	14	16	16	11	14	15	16
GRAND TOTAL	93	96	91	94	98	101	97	99	107	103	109	113	121

