


STATE OF CONNECTICUT

**Connecticut Parole and
Community Services**

Monthly Report



June 2002
(June 2001 to June 2002)

Prepared by
Jerry Stowell

FOR
BOARD OF PARDONS & PAROLES (BOPP)
AND
DEPARTMENT OF CORRECTION (DOC)
Parole and Community Services Division

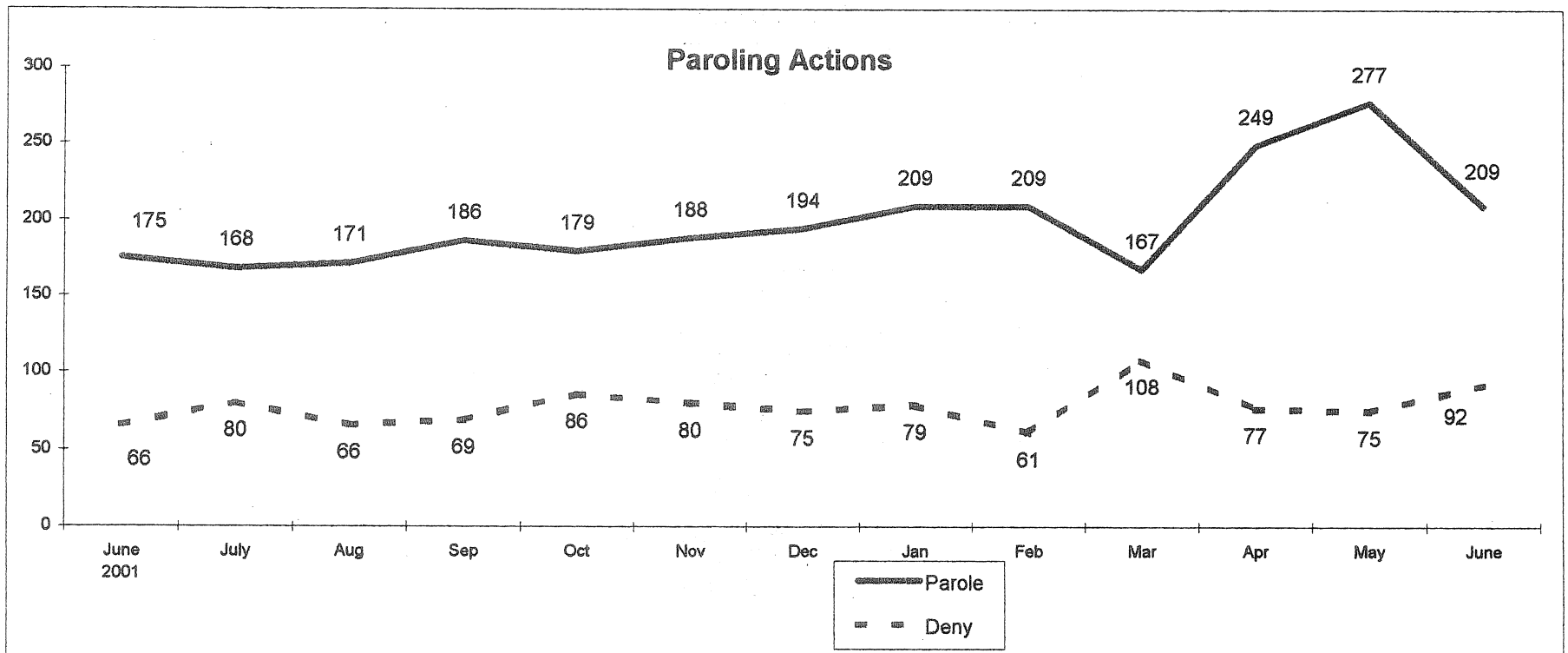
**Correctional Population and Parole Eligibility
June 30, 2002**

Confined Population	18,225		
(Unsentenced and Special Inmates)	(3,967)	Balance	14,258
(Sentences 2 Years & Less, Cuscom, New Admits)	(4,508)	Balance	9,750
(Parole Ineligible, crime committed)	(670)	Balance	9,080
(SRG Classification)	(322)	Balance	8,758
(Wright Decision Cases)	(403)	Balance	8,355
(Level 5 Classification)	(94)	Balance	8,261
(Chronic Disciplinary Unit Classification)	(74)		
Population Eligible for Parole Consideration	8,187		

**Connecticut Board of Parole
Hearings Division Monthly Statistics
June 30, 2002**

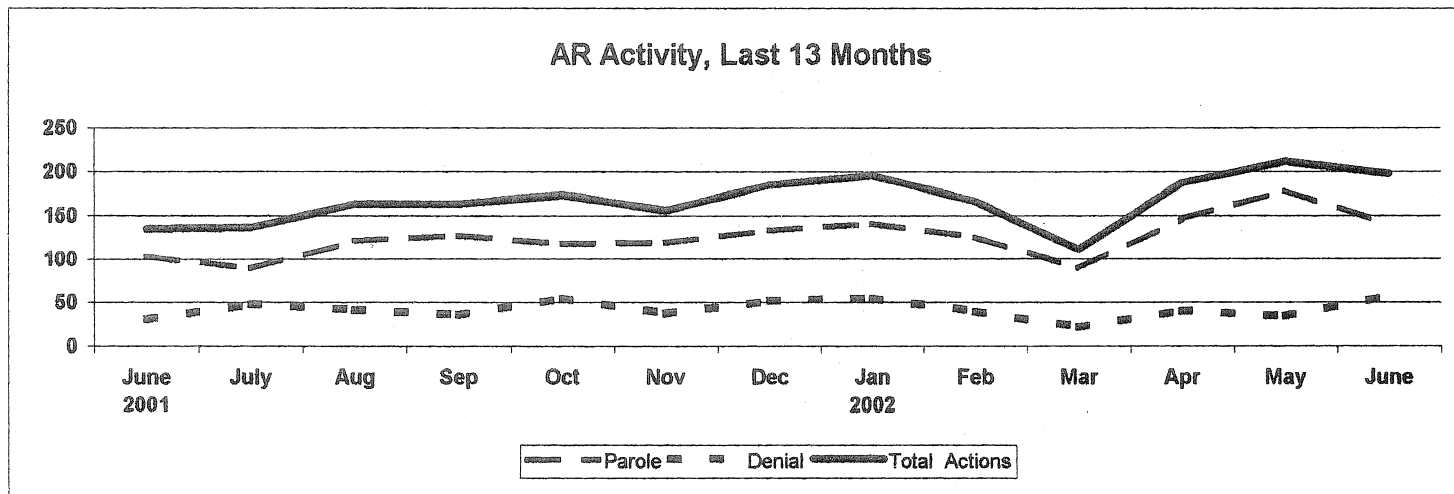
	2001						2002						12 Mo. Totals	
	June	July	Aug	Sep	Oct	Nov	Dec	Jan	Feb	Mar	Apr	May		June
Full Panel Actions														
Parole	71	79	50	59	61	69	61	68	83	78	103	99	69	879
Deny	35	32	24	33	31	43	23	24	21	86	36	41	34	428
Medical Parole	0	0	0	0	0	0	0	0	0	0	0	0	0	0
Revoke	42	49	43	40	53	42	46	41	40	53	39	55	55	556
Revoke & Reparole	20	12	7	23	21	26	14	16	12	18	24	19	28	220
Rescind	8	7	2	12	8	16	13	14	11	10	11	9	5	118
Rescind & Reparole	15	7	6	4	8	12	12	6	11	11	4	13	10	104
Early Parole Discharge	0	0	0	0	0	0	0	0	0	0	0	0	0	0
Total Full Panel Actions	191	186	132	171	182	208	169	169	178	256	217	236	201	2305
Administrative Review Actions														
Parole	104	89	121	127	118	119	133	141	126	89	146	178	140	1527
Deny	31	48	42	36	55	37	52	55	40	22	41	34	58	520
Total Admin. Review Actions	135	137	163	163	173	156	185	196	166	111	187	212	198	2047
Staff Actions														
Case Review	45	31	26	34	24	20	15	12	16	25	40	17	27	287
Review & Reschedule	230	157	265	145	267	130	169	303	96	479	296	278	208	2793
Close Interest	67	62	94	23	79	28	54	87	20	101	126	66	41	781
Total Actions	668	573	680	536	725	542	592	767	476	972	866	809	675	8213
Total Hearing Dates	18	20	19	19	18	20	18	20	18	21	21	20	18	232
Parole Grant Rate														
Full Panels	67%	71%	68%	64%	66%	62%	73%	74%	80%	48%	74%	71%	67%	67%
Administrative Reviews	77%	65%	74%	78%	68%	76%	72%	72%	76%	80%	78%	84%	71%	75%

Connecticut Board of Parole
Hearings Division Monthly Statistics
June 30, 2002



**Connecticut Board of Parole
Hearings Division Monthly Statistics
Administrative Reviews
June 30, 2002**

	2001						2002						
	June	July	Aug	Sep	Oct	Nov	Dec	Jan	Feb	Mar	Apr	May	June
Parole	104	89	121	127	118	119	133	141	126	89	146	178	140
Denial	31	48	42	36	55	37	52	55	40	22	41	34	58
Medical Parole	0	0	0	0	0	0	0	0	0	0	0	0	0
Total Actions	135	137	163	163	173	156	185	196	166	111	187	212	198



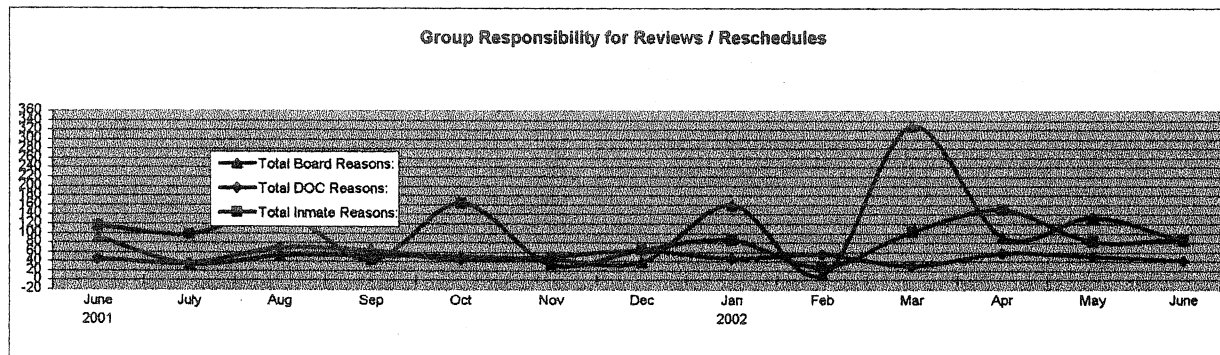
**Connecticut Board of Parole
Hearings Division Monthly Statistics
Current Location
June 30, 2002
Persons Granted Parole via Administrative Reviews**

Granting Month

Location	2001					2002							12 Mo.	
	June	July	Aug	Sep	Oct	Nov	Dec	Jan	Feb	Mar	Apr	May	June	Total
CT Parole Supervision	0	0	1	2	3	5	6	9	5	8	4	6	17	66
Out-of State Parole Supervision	0	0	0	0	0	0	0	0	0	0	0	0	0	0
Abscond from Parole	0	0	0	0	0	0	0	1	0	0	0	0	0	1
Halfway House	4	3	7	6	5	6	10	5	8	5	8	10	3	76
Confined in CT, to be Released	99	86	112	118	110	107	113	126	113	71	129	159	115	1359
Confined, Out of State	0	0	0	0	0	0	0	0	0	0	0	0	0	0
Furlough	0	0	0	0	0	0	0	0	0	0	0	0	0	0
Escaped, Prior to Release	0	0	0	0	0	0	0	0	0	0	0	0	0	0
Reconfined	0	0	0	0	0	0	0	0	0	0	0	0	0	0
TS	0	0	0	0	0	0	0	0	0	0	0	0	0	0
Discharged	0	0	0	0	0	0	0	0	0	1	0	3		4
Virginia	1	0	1	1	0	1	4	0	0	4	5	0	5	21
Total	104	89	121	127	118	119	133	141	126	89	146	178	140	1527

**Connecticut Board of Parole
Types of Review and Rescheduling Activities
June 2002**

	2001						2002						
	June	July	Aug	Sep	Oct	Nov	Dec	Jan	Feb	Mar	Apr	May	June
<u>Inmate-Related Reasons:</u>													
<u>Regular Hearings</u>													
In Seg/Punitive Seg	6	8	6	0	11	3	5	0	1	4	7	12	11
Inmate's Request	2	0	0	0	0	0	0	0	1	3	1	1	0
Pending Charges	25	18	57	4	52	3	14	45	4	29	47	19	22
Pending DR	0	0	0	0	0	0	0	0	0	0	0	0	0
SRG Affiliation	23	22	27	3	48	5	19	15	1	24	27	15	11
Pending Waiver	0	0	0	0	0	0	0	0	0	0	0	0	0
85% Status	15	19	27	1	29	3	11	9	5	17	23	15	17
Case Review	45	31	26	34	24	20	15	12	16	25	40	17	27
<u>Revocation Hearings:</u>													
Attorney	0	0	0	1	0	0	0	0	0	0	0	0	0
Pending Charges	0	0	0	0	0	0	1	4	0	1	5	4	1
Total Inmate Reasons:	116	98	143	43	164	34	65	85	28	103	150	83	89
<u>DOC-Related Reasons</u>													
<u>Regular Hearings</u>													
Transportation	38	30	63	56	40	47	57	44	47	27	48	46	34
Awaiting MH Evaluation	8	6	6	8	5	5	6	3	8	4	10	6	8
Total DOC Reasons:	46	36	69	64	45	52	63	47	55	31	58	52	42
<u>Board-Related Reasons</u>													
<u>Regular Hearings</u>													
Additional Info	20	10	11	19	16	10	13	16	6	17	42	37	16
Additional Offense Info	13	7	15	15	7	16	14	10	2	11	19	20	14
Hearing Cancelled	35	0	0	14	0	17	0	106	0	269	0	52	36
Ineligible-PE date	2	0	0	0	0	0	0	0	1	3	1	1	0
No Parole Package	0	0	0	0	0	0	0	0	0	0	0	0	0
Awaiting Sex Offender Eval	0	0	0	0	0	0	0	0	0	0	0	0	0
Other	21	18	27	5	29	2	12	28	3	29	31	23	20
Total Board Reasons:	91	35	53	53	52	45	39	160	12	329	93	133	86
All Reasons:	253	169	265	160	261	131	167	292	95	483	301	268	217

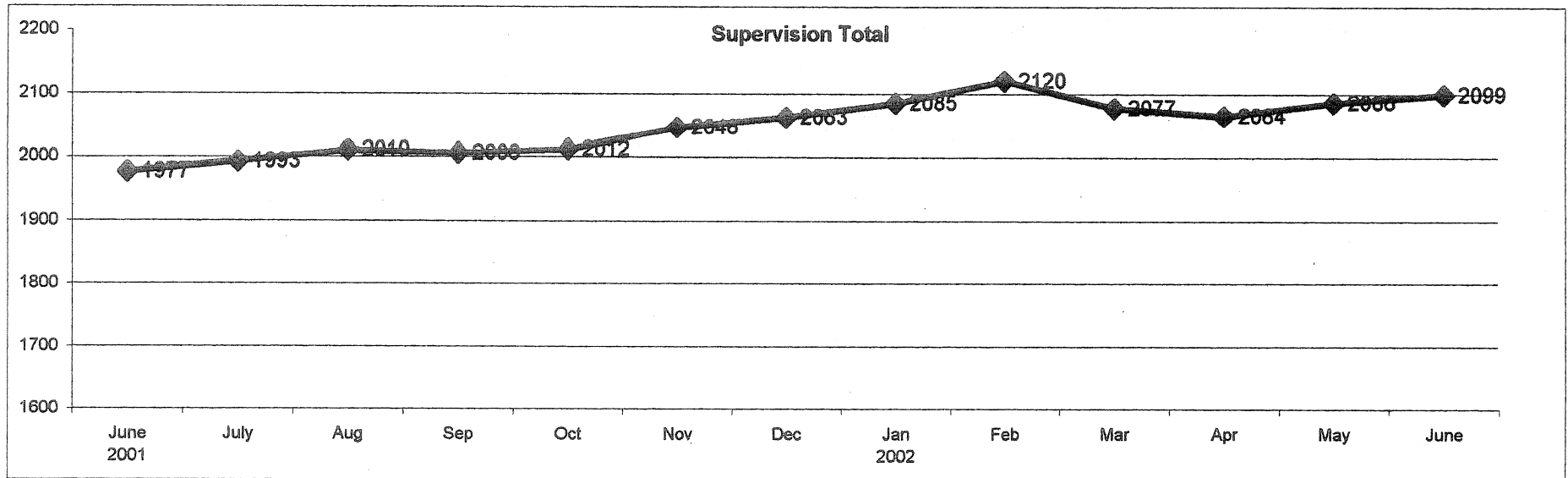


**Parole Granting Rate
July 2001 -June 2002**


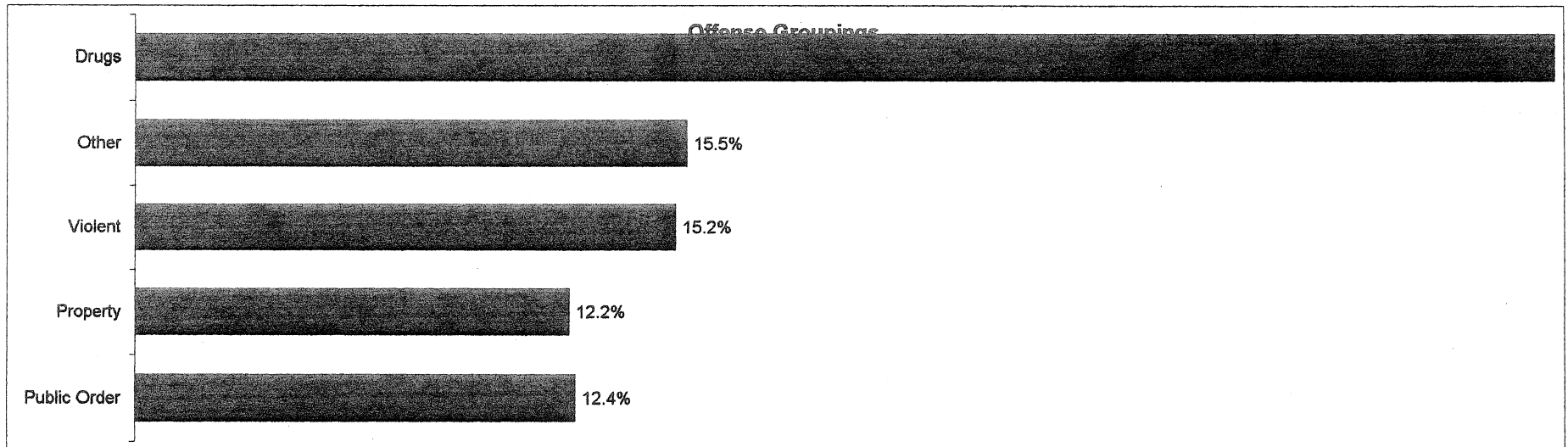
	Full Panel Hearings	Administrative Reviews
July	71%	65%
August	68%	74%
September	64%	78%
October	66%	68%
November	62%	76%
December	73%	72%
January	74%	72%
February	80%	76%
March	48%	80%
April	74%	78%
May	71%	84%
June	67%	71%
Average:	68%	75%

Connecticut Board of Parole Parole Supervision Caseload June 30, 2002

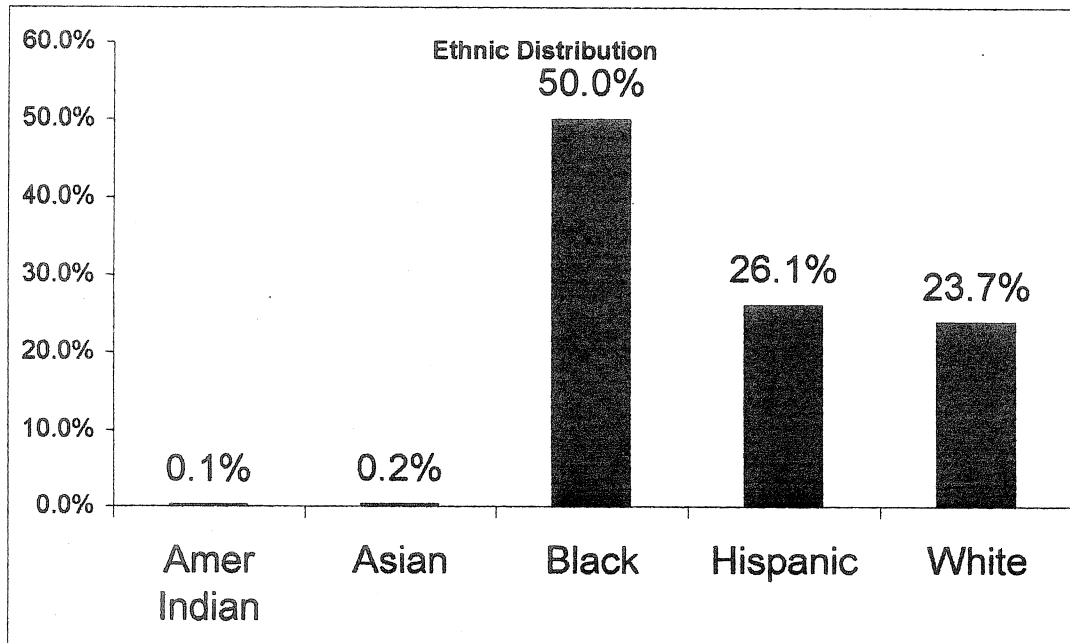
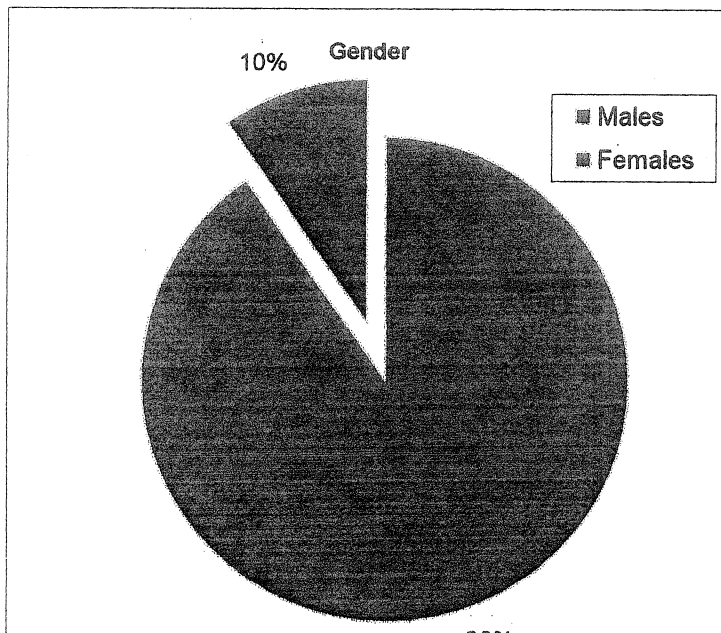
	2001						2002						
	June	July	Aug	Sep	Oct	Nov	Dec	Jan	Feb	Mar	Apr	May	June
CT Parolees Supervised in CT	1648	1669	1691	1695	1689	1717	1750	1770	1784	1743	1731	1758	1767
Out Of State Parolees Supervised in CT	184	181	177	171	176	178	175	175	190	190	191	188	187
CT Supervision Total:	1832	1850	1868	1866	1865	1895	1925	1945	1974	1933	1922	1946	1954
CT Parolees Supervised Out of State	145	143	142	140	147	151	138	140	146	144	142	140	145
Supervision Total:	1977	1993	2010	2006	2012	2046	2063	2085	2120	2077	2064	2086	2099
Parole Violators Confined	224	231	257	263	264	279	265	283	279	284	300	306	306
GRAND TOTAL	2201	2224	2267	2269	2276	2325	2328	2368	2399	2361	2364	2392	2405



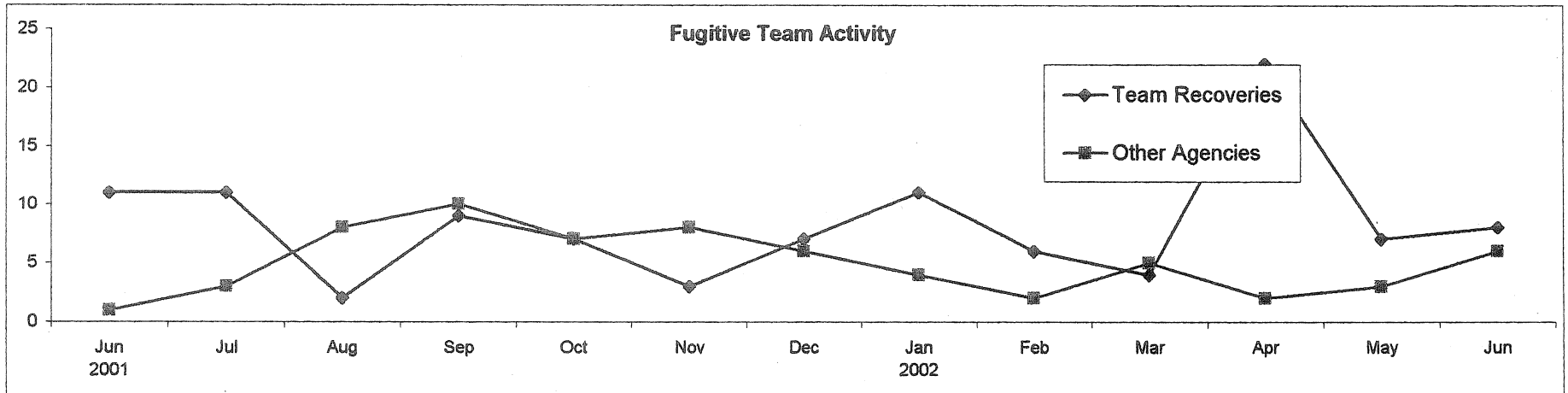
Connecticut Board of Parole Parole Supervision Caseload June 30, 2002



**Connecticut Board of Parole
Parole Supervision Caseload
June 30, 2002**



**Connecticut Board of Parole
Parole Supervision Caseload
June 30, 2002**



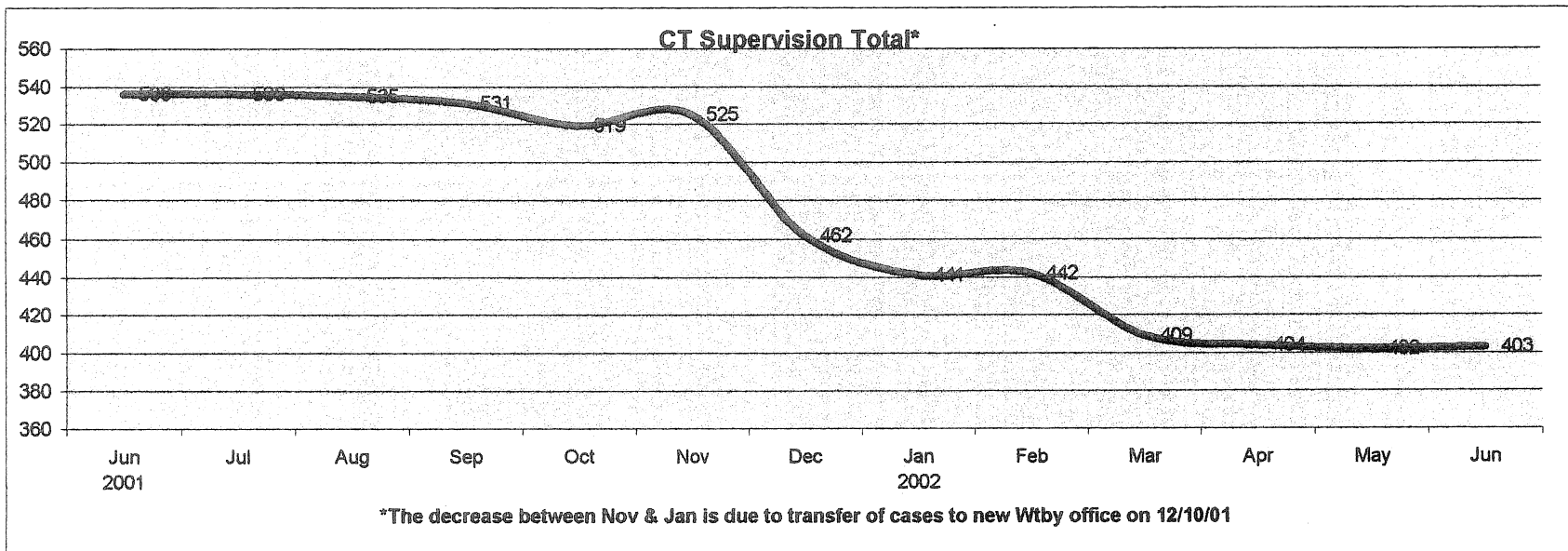
**Connecticut Board of Parole
Parole Supervision Caseload
June 30, 2002**

	2001 June	July	Aug	Sep	Oct	Nov	Dec	2002 Jan	Feb	Mar	Apr	May	June
Number of Parolees Employed:	1514	1510	1544	1499	1392	1510	1553	1571	1577	1525	1541	1535	1551
Parolees Unemployable:	147	174	160	196	293	181	170	174	192	206	193	206	199
Proportion Employed:	90%	90%	90%	90%	89%	88%	88%	89%	88%	88%	89%	88%	88%
Number Active in Parole Works:	94	105	77	93	103	129	126	125	135	129	138	131	129
# Community Service Hours:	963	1408	1266	1214	1195	1132	337	1425	1789	1117	1578	858	852

Parole Supervision Caseload June 30, 2002

Bridgeport District Office Supervision Caseload

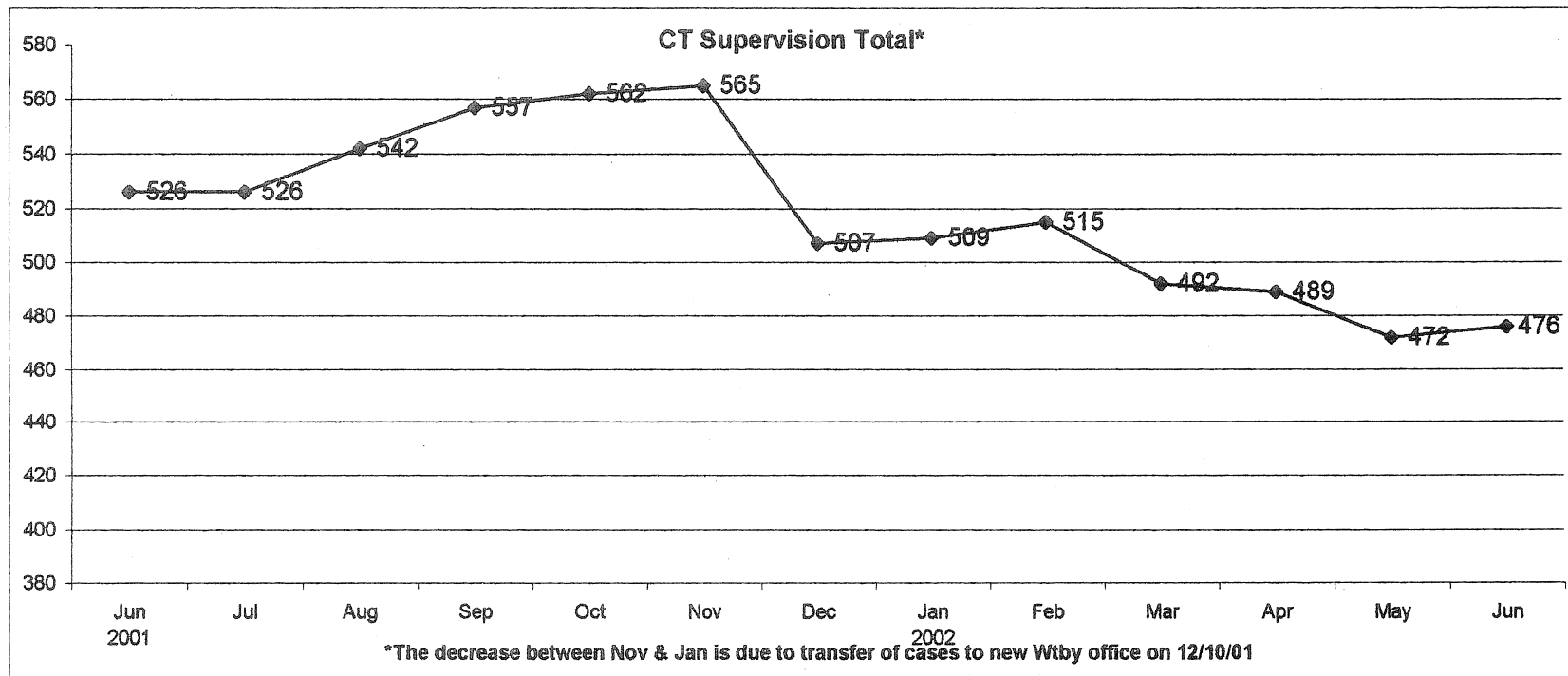
	2001							2002					
	Jun	Jul	Aug	Sep	Oct	Nov	Dec	Jan	Feb	Mar	Apr	May	Jun
CT Parolees Supervised in CT	475	480	476	472	459	465	418	394	396	365	356	360	362
Out Of State Parolees Supervised in CT	61	56	59	59	60	60	44	47	46	44	48	42	41
CT Supervision Total:	536	536	535	531	519	525	462	441	442	409	404	402	403
Parole Violators Confined	64	72	65	68	69	72	64	73	71	71	68	56	66
GRAND TOTAL	600	608	600	599	588	597	526	514	513	480	472	458	469



Parole Supervision Caseload June 30, 2002

Hartford District Office Supervision Caseload

	2001							2002						
	Jun	Jul	Aug	Sep	Oct	Nov	Dec	Jan	Feb	Mar	Apr	May	Jun	
CT Parolees Supervised in CT	475	480	501	518	519	519	470	472	474	448	444	431	436	
Out Of State Parolees Supervised in CT	51	46	41	39	43	46	37	37	41	44	45	41	40	
CT Supervision Total:	526	526	542	557	562	565	507	509	515	492	489	472	476	
Parole Violators Confined	100	93	93	102	104	96	104	93	89	86	95	104	111	
GRAND TOTAL	626	619	635	659	666	661	611	602	604	578	584	576	587	

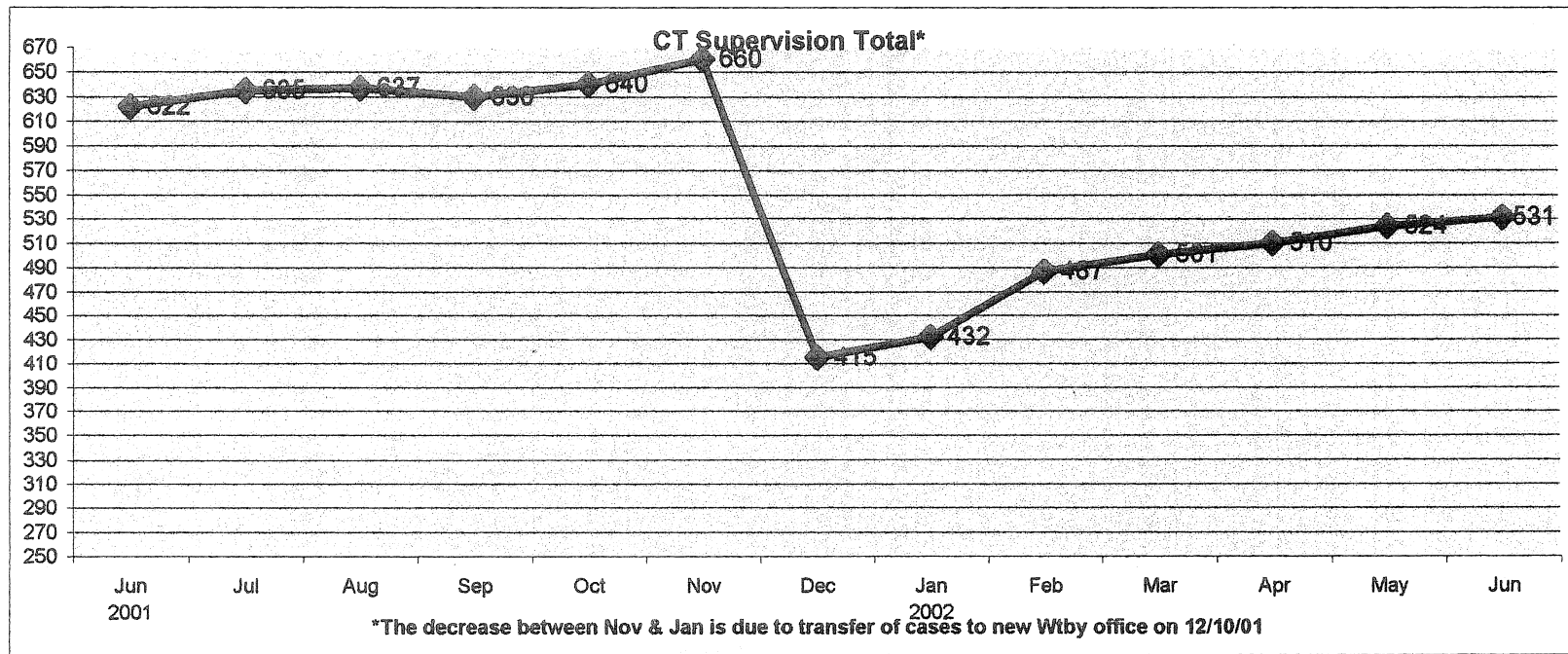


Parole Supervision Caseload

June 30, 2002

New Haven District Office Supervision Caseload

	2001						2002						
	Jun	Jul	Aug	Sep	Oct	Nov	Dec	Jan	Feb	Mar	Apr	May	Jun
CT Parolees Supervised in CT	561	567	571	569	579	599	372	388	440	458	461	474	478
Out Of State Parolees Supervised in CT	61	68	66	61	61	61	43	44	47	43	49	50	53
CT Supervision Total:	622	635	637	630	640	660	415	432	487	501	510	524	531
Parole Violators Confined	61	56	57	80	82	88	84	47	58	70	65	71	71
GRAND TOTAL	683	691	694	710	722	748	499	479	545	571	575	595	602

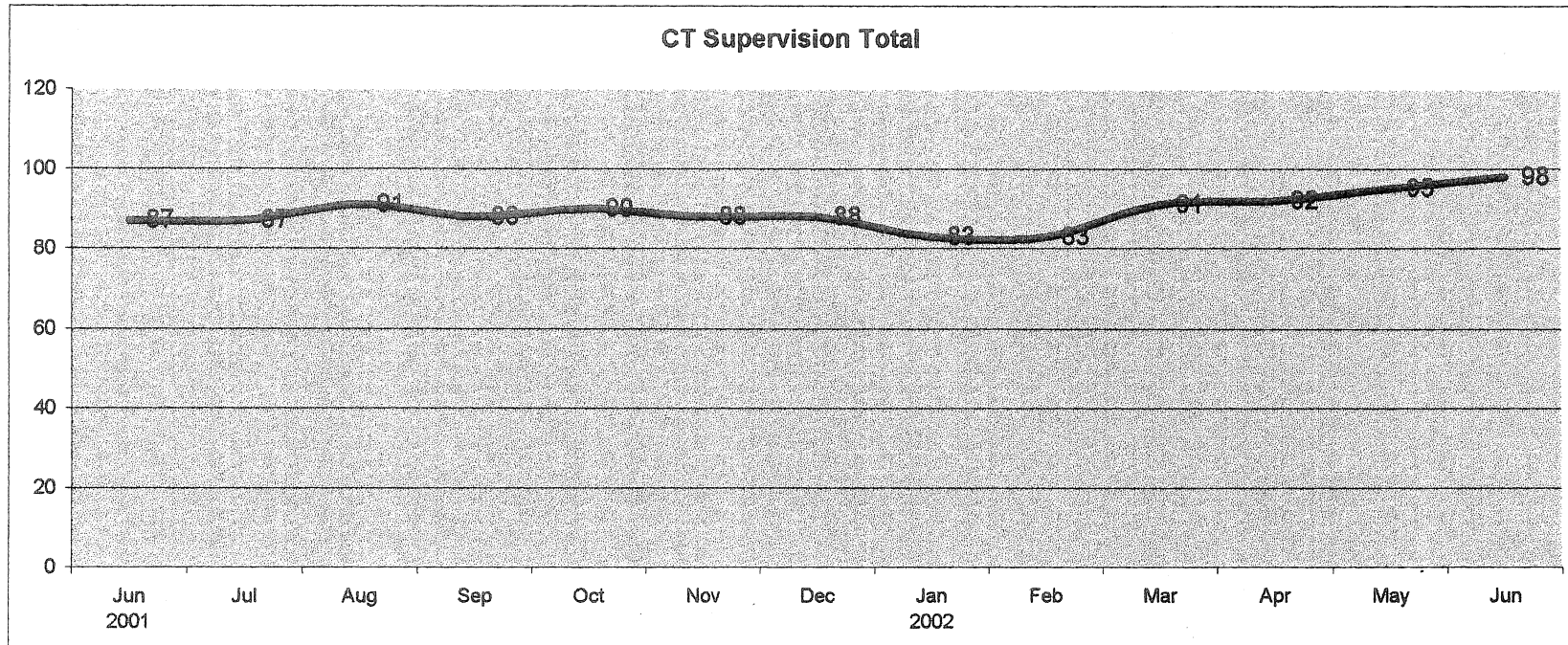


Parole Supervision Caseload

June 30, 2002

Special Management Supervision Caseload

	2001						2002						
	Jun	Jul	Aug	Sep	Oct	Nov	Dec	Jan	Feb	Mar	Apr	May	Jun
CT Parolees Supervised in CT	76	76	80	76	78	77	75	75	67	73	74	77	81
Out Of State Parolees Supervised in CT	11	11	11	12	12	11	13	8	16	18	18	18	17
CT Supervision Total:	87	87	91	88	90	88	88	83	83	91	92	95	98
Parole Violators Confined	8	6	5	3	4	10	13	14	16	16	11	14	15
GRAND TOTAL	95	93	96	91	94	98	101	97	99	107	103	109	113



Parole Supervision Caseload

June 30, 2002

Waterbury Caseload

	2001						2002						
	Jun	Jul	Aug	Sep	Oct	Nov	Dec	Jan	Feb	Mar	Apr	May	Jun
CT Parolees Supervised in CT	0	0	0	0	0	0	360	389	407	399	396	416	410
Out Of State Parolees Supervised in CT	0	0	0	0	0	0	38	39	40	41	31	37	36
CT Supervision Total:	0	0	0	0	0	0	398	428	447	440	427	453	446
Parole Violators Confined	0	0	0	0	0	0	46	41	36	37	46	54	48
GRAND TOTAL	0	0	0	0	0	0	444	469	483	477	473	507	494

