


STATE OF CONNECTICUT

**Connecticut Parole and
Community Services**

Monthly Report



April 2002
(April 2001 to April 2002)

Prepared by
Jerry Stowell

FOR
BOARD OF PARDONS & PAROLES (BOPP)
AND
DEPARTMENT OF CORRECTION (DOC)
Parole and Community Services Division

**Correctional Population and Parole Eligibility
April 30, 2002**

Confined Population

18,042

(Unsentenced and Special Inmates)

(3,597)

Balance 14,445

(Sentences 2 Years & Less, Cuscom, New Admits)

(4,718)

Balance 9,727

(Parole Ineligible, crime committed)

(667)

Balance 9,060

(SRG Classification)

(333)

Balance 8,727

(Wright Decision Cases)

(421)

Balance 8,306

(Level 5 Classification)

(86)

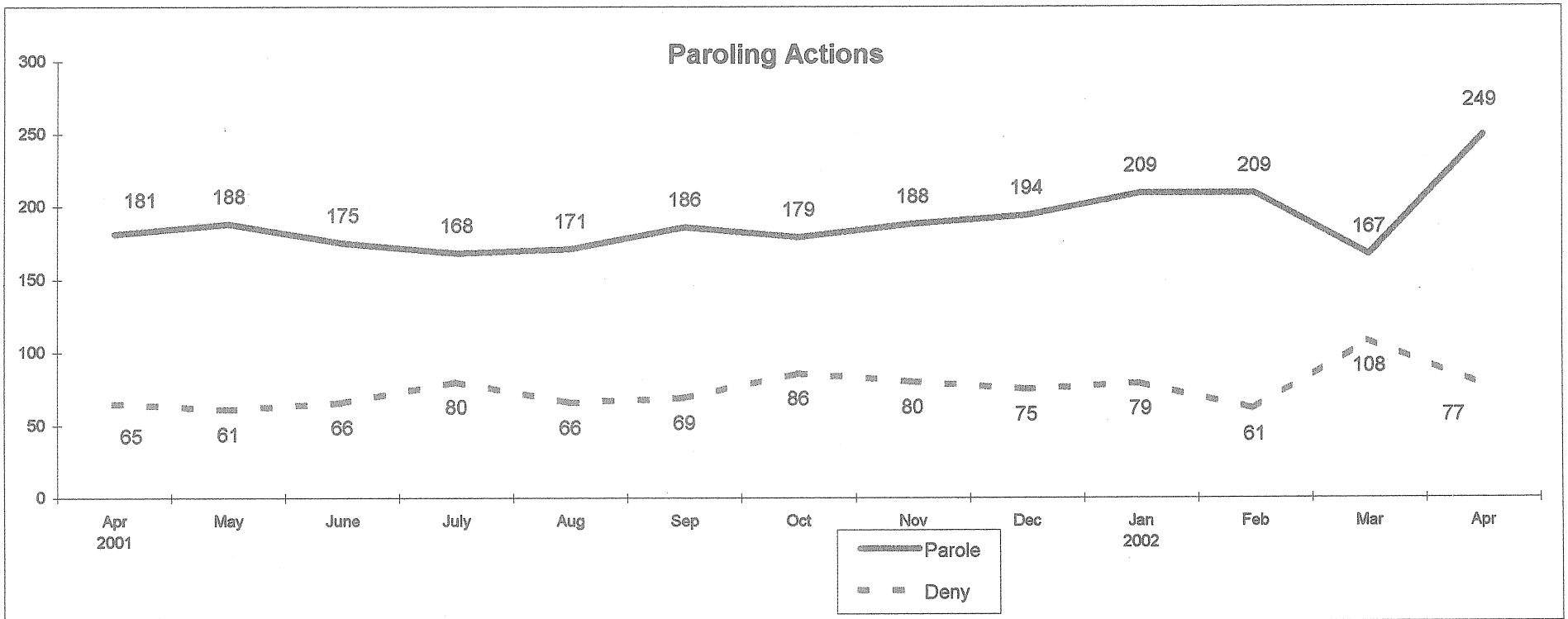
Balance 8,220

(Chronic Disciplinary Unit Classification)

(67)

Population Eligible for Parole Consideration 8,153

Connecticut Board of Parole
Hearings Division Monthly Statistics
April 30, 2002

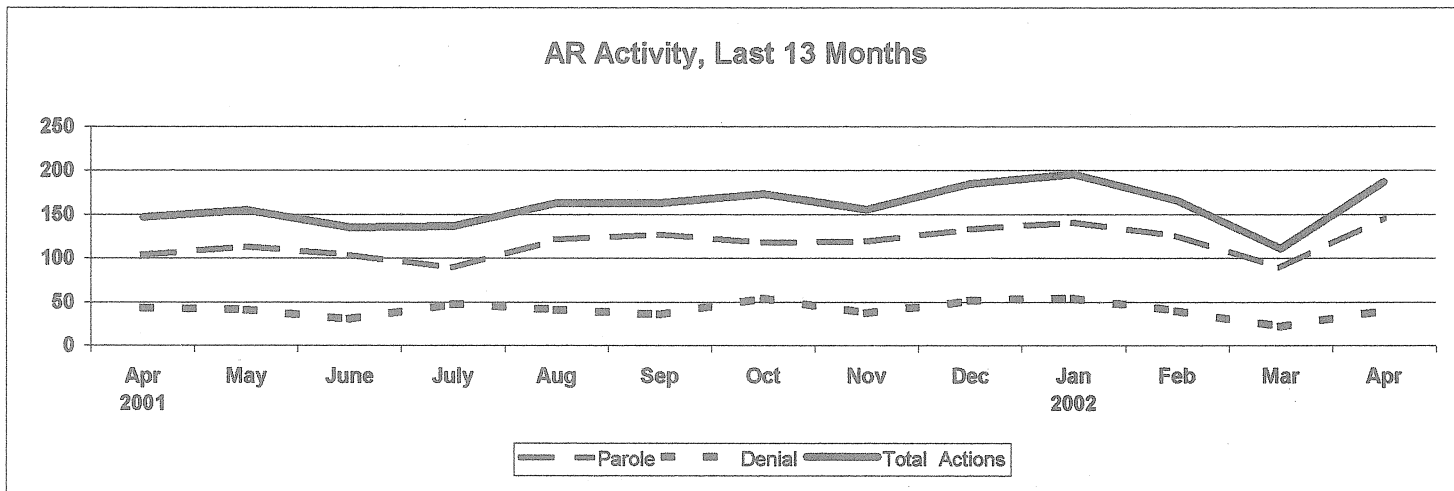


**Connecticut Board of Parole
Hearings Division Monthly Statistics
April 30, 2002**

	2001							2002					12 Mo. Totals	
	Apr	May	June	July	Aug	Sep	Oct	Nov	Dec	Jan	Feb	Mar		Apr
Full Panel Actions														
Parole	77	75	71	79	50	59	61	69	61	68	83	78	103	857
Deny	22	19	35	32	24	33	31	43	23	24	21	86	36	407
Medical Parole	0	0	0	0	0	0	0	0	0	0	0	0	0	0
Revoke	23	40	42	49	43	40	53	42	46	41	40	53	39	528
Revoke & Reparole	5	12	20	12	7	23	21	26	14	16	12	18	24	205
Rescind	5	9	8	7	2	12	8	16	13	14	11	10	11	121
Rescind & Reparole	16	6	15	7	6	4	8	12	12	6	11	11	4	102
Early Parole Discharge	0	0	0	0	0	0	0	0	0	0	0	0	0	0
Total Full Panel Actions	148	161	191	186	132	171	182	208	169	169	178	256	217	2220
Administrative Review Actions														
Parole	104	113	104	89	121	127	118	119	133	141	126	89	146	1426
Deny	43	42	31	48	42	36	55	37	52	55	40	22	41	501
Total Admin. Review Actions	147	155	135	137	163	163	173	156	185	196	166	111	187	1927
Staff Actions														
Case Review	35	30	45	31	26	34	24	20	15	12	16	25	40	318
Review & Reschedule	93	286	230	157	265	145	267	130	169	303	96	479	296	2823
Close Interest	33	107	67	62	94	23	79	28	54	87	20	101	126	848
Total Actions	456	739	668	573	680	536	725	542	592	767	476	972	866	8136
Total Hearing Dates	20	20	18	20	19	19	18	20	18	20	18	21	21	232
Parole Grant Rate														
Full Panels	78%	80%	67%	71%	68%	64%	66%	62%	73%	74%	80%	48%	74%	68%
Administrative Reviews	71%	73%	77%	65%	74%	78%	68%	76%	72%	72%	76%	80%	78%	74%

**Connecticut Board of Parole
Hearings Division Monthly Statistics
Administrative Reviews
April 30, 2002**

	2001										2002		
	Apr	May	June	July	Aug	Sep	Oct	Nov	Dec	Jan	Feb	Mar	Apr
Parole	104	113	104	89	121	127	118	119	133	141	126	89	146
Denial	43	42	31	48	42	36	55	37	52	55	40	22	41
Medical Parole	0	0	0	0	0	0	0	0	0	0	0	0	0
Total Actions	147	155	135	137	163	163	173	156	185	196	166	111	187



**Connecticut Board of Parole
Hearings Division Monthly Statistics**

Current Location

April 30, 2002

Persons Granted Parole via Administrative Reviews

Granting Month

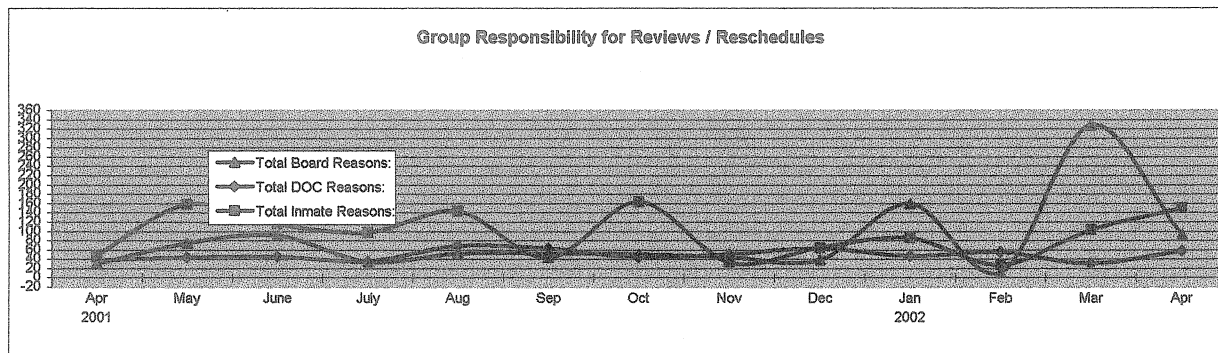
Location	2001						2002						12 Mo. Total	
	Apr	May	June	July	Aug	Sep	Oct	Nov	Dec	Jan	Feb	Mar		Apr
CT Parole Supervision	1	1	0	0	1	2	3	5	6	9	5	8	4	41
Out-of State Parole Supervision	0	0	0	0	0	0	0	0	0	0	0	0	0	0
Abscond from Parole	0	0	0	0	0	0	0	0	0	1	0	0	0	1
Halfway House	4	3	4	3	7	6	5	6	10	5	8	5	8	66
Confined in CT, to be Released	98	108	99	86	112	118	110	107	113	126	113	71	129	1261
Confined, Out of State	0	0	0	0	0	0	0	0	0	0	0	0	0	0
Furlough	0	0	0	0	0	0	0	0	0	0	0	0	0	0
Escaped, Prior to Release	0	0	0	0	0	0	0	0	0	0	0	0	0	0
Reconfined	0	0	0	0	0	0	0	0	0	0	0	0	0	0
TS	0	0	0	0	0	0	0	0	0	0	0	0	0	0
Discharged	1	0	0	0	0	0	0	0	0	0	0	1	0	2
Virginia		1	1	0	1	1	0	1	4	0	0	4	5	13
Total	104	113	104	89	121	127	118	119	133	141	126	89	146	1384

**Parole Granting Rate
May 2001 - April 2002**

	Full Panel Hearings	Administrative Reviews
May	80%	73%
June	67%	77%
July	71%	65%
August	68%	74%
September	64%	78%
October	66%	68%
November	62%	76%
December	73%	72%
January	74%	72%
February	80%	76%
March	48%	80%
April	74%	78%
Average:	69%	74%

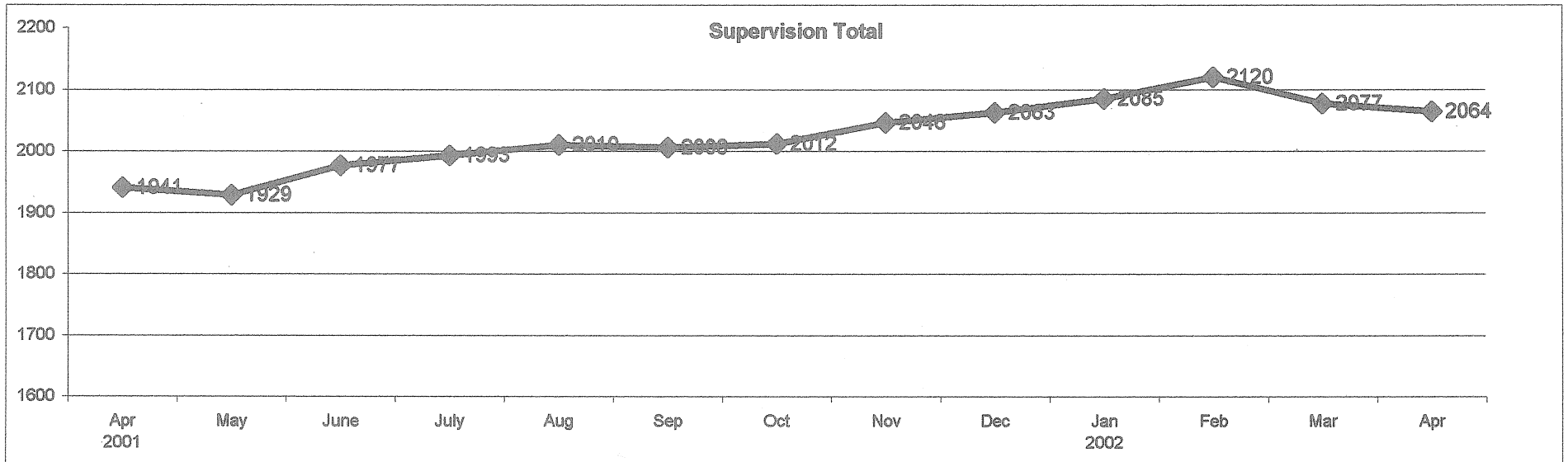
**Connecticut Board of Parole
Types of Review and Rescheduling Activities
April 2002**

	2001									2002			
	Apr	May	June	July	Aug	Sep	Oct	Nov	Dec	Jan	Feb	Mar	Apr
Inmate-Related Reasons:													
<u>Regular Hearings</u>													
In Seg/Punitive Seg	2	8	6	8	6	0	11	3	5	0	1	4	7
Inmate's Request	2	2	2	0	0	0	0	0	0	0	1	3	1
Pending Charges	5	44	25	18	57	4	52	3	14	45	4	29	47
Pending DR	0	0	0	0	0	0	0	0	0	0	0	0	0
SRG Affiliation	3	48	23	22	27	3	48	5	19	15	1	24	27
Pending Waiver	0	0	0	0	0	0	0	0	0	0	0	0	0
85% Status	1	27	15	19	27	1	29	3	11	9	5	17	23
Case Review	35	30	45	31	26	34	24	20	15	12	16	25	40
<u>Revocation Hearings:</u>													
Attorney	0	0	0	0	0	1	0	0	0	0	0	0	0
Pending Charges	0	0	0	0	0	0	0	0	1	4	0	1	5
Total Inmate Reasons:	48	169	116	98	143	43	164	34	65	85	28	103	150
<u>DOC-Related Reasons</u>													
<u>Regular Hearings</u>													
Transportation	31	33	38	30	63	56	40	47	57	44	47	27	48
Awaiting MH Evaluation	6	12	8	6	6	8	5	5	6	3	8	4	10
Total DOC Reasons:	37	45	46	36	69	64	45	52	63	47	55	31	58
<u>Board-Related Reasons</u>													
<u>Regular Hearings</u>													
Additional Info	13	24	20	10	11	19	16	10	13	16	6	17	42
Additional Offense Info	9	11	13	7	15	15	7	16	14	10	2	11	19
Hearing Cancelled	3	0	35	0	0	14	0	17	0	106	0	269	0
Ineligible-PE date	2	2	2	0	0	0	0	0	0	0	1	3	1
No Parole Package	0	0	0	0	0	0	0	0	0	0	0	0	0
Awaiting Sex Offender Eval	0	0	0	0	0	0	0	0	0	0	0	0	0
Other	4	37	21	18	27	5	29	2	12	28	3	29	31
Total Board Reasons:	31	74	91	35	53	53	52	45	39	160	12	329	93
All Reasons:	116	278	253	169	265	160	261	131	167	292	95	463	301

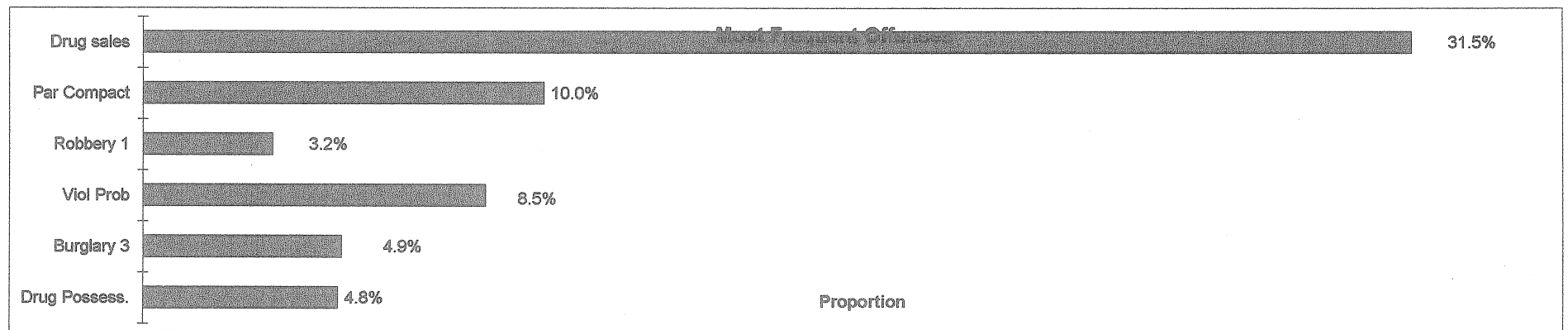
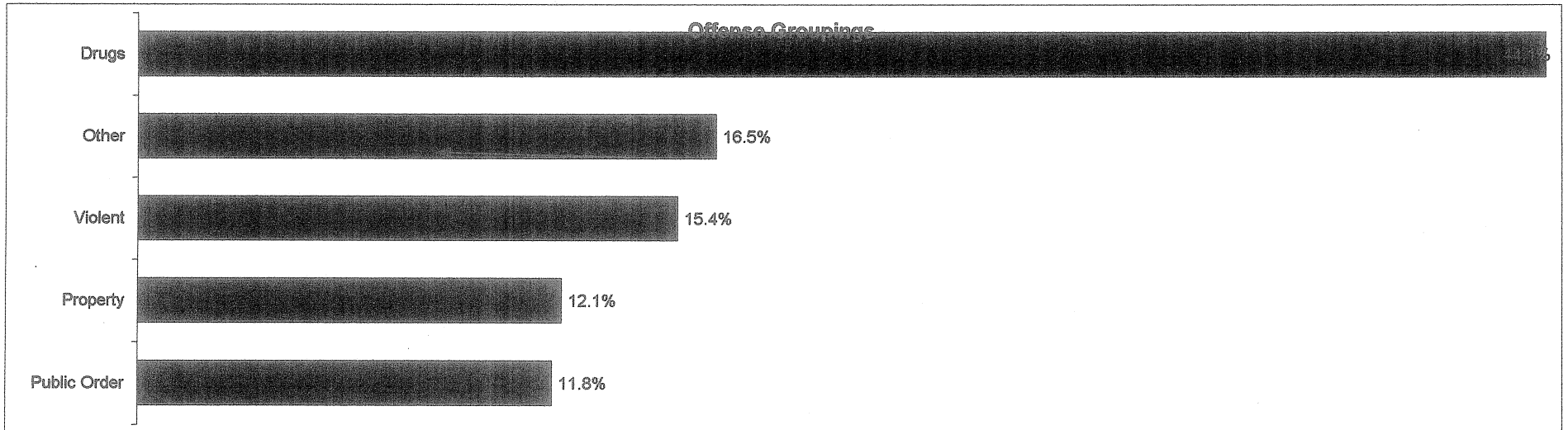


Connecticut Board of Parole Parole Supervision Caseload April 30, 2002

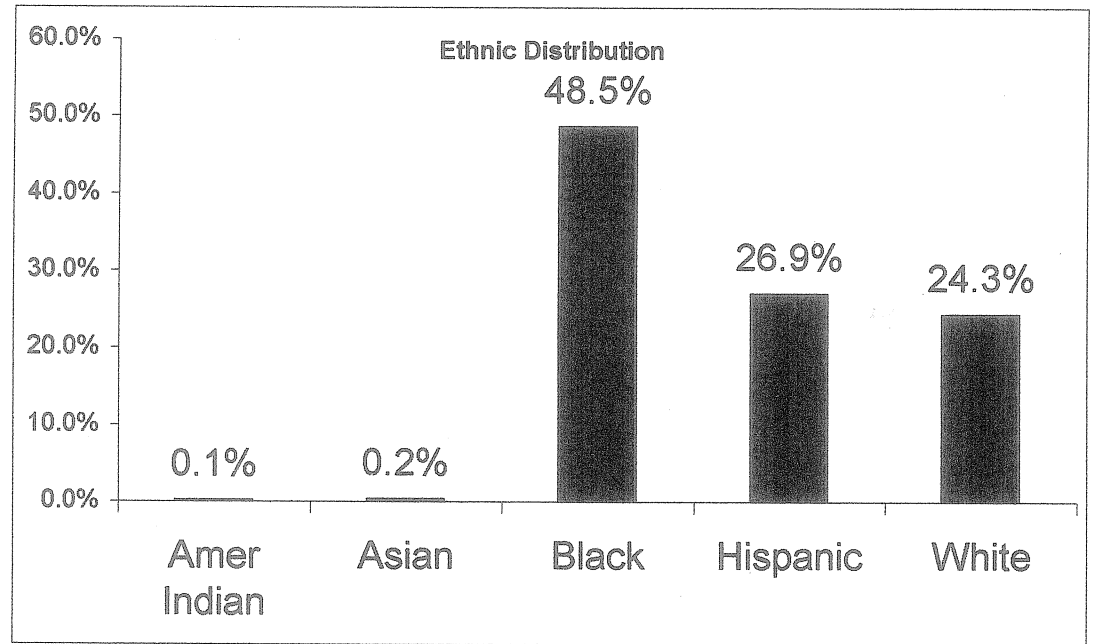
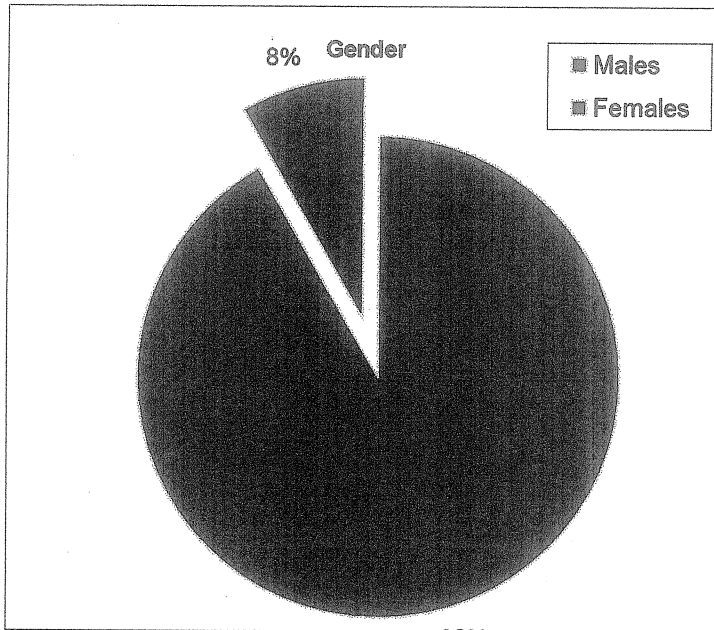
	2001						2002						
	Apr	May	June	July	Aug	Sep	Oct	Nov	Dec	Jan	Feb	Mar	Apr
CT Parolees Supervised in CT	1602	1618	1648	1669	1691	1695	1689	1717	1750	1770	1784	1743	1731
Out Of State Parolees Supervised in CT	193	188	184	181	177	171	176	178	175	175	190	190	191
CT Supervision Total:	1795	1806	1832	1850	1868	1866	1865	1895	1925	1945	1974	1933	1922
CT Parolees Supervised Out of State	146	123	145	143	142	140	147	151	138	140	146	144	142
Supervision Total:	1941	1929	1977	1993	2010	2006	2012	2046	2063	2085	2120	2077	2064
Parole Violators Confined	220	231	224	231	257	263	264	279	265	283	279	284	300
GRAND TOTAL	2161	2160	2201	2224	2267	2269	2276	2325	2328	2368	2399	2361	2364



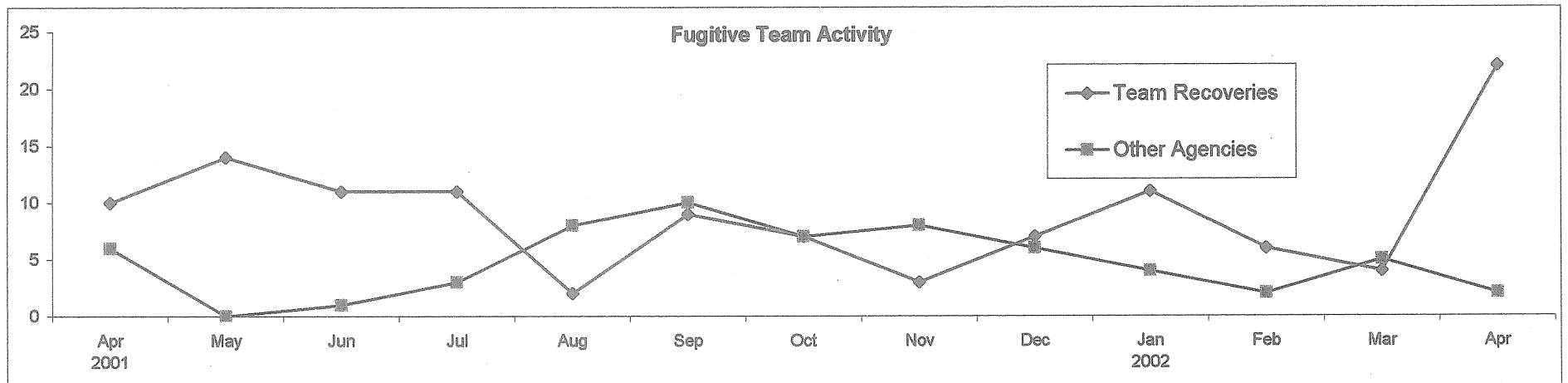
Connecticut Board of Parole Parole Supervision Caseload April 30, 2002



**Connecticut Board of Parole
Parole Supervision Caseload
April 30, 2002**



**Connecticut Board of Parole
Parole Supervision Caseload
April 30, 2002**



**Connecticut Board of Parole
Parole Supervision Caseload
April 30, 2002**

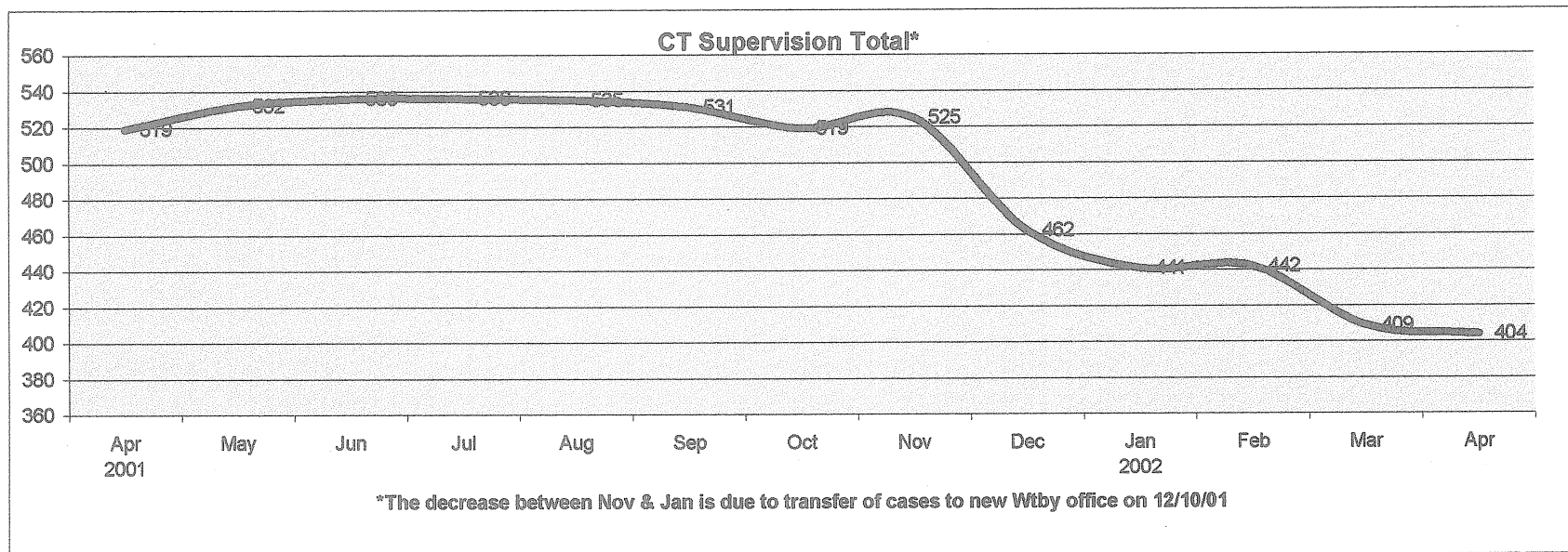
	2001									2002			
	Apr	May	June	July	Aug	Sep	Oct	Nov	Dec	Jan	Feb	Mar	Apr
Number of Parolees Employed:	1455	1466	1514	1510	1544	1499	1392	1510	1553	1571	1577	1525	1541
Parolees Unemployable:	168	173	147	174	160	196	293	181	170	174	192	206	193
Proportion Employed:	89%	90%	90%	90%	90%	90%	89%	88%	88%	89%	88%	88%	89%
Number Active in Parole Works:	95	94	94	105	77	93	103	129	126	125	135	129	138
# Community Service Hours:	1108	933	963	1408	1266	1214	1195	1132	337	1425	1789	1117	1578

Parole Supervision Caseload

April 30, 2002

Bridgeport District Office Supervision Caseload

	2001										2002			
	Apr	May	Jun	Jul	Aug	Sep	Oct	Nov	Dec	Jan	Feb	Mar	Apr	
CT Parolees Supervised in CT	449	462	475	480	476	472	459	465	418	394	396	365	356	
Out Of State Parolees Supervised in CT	70	70	61	56	59	59	60	60	44	47	46	44	48	
CT Supervision Total:	519	532	536	536	535	531	519	525	462	441	442	409	404	
Parole Violators Confined	68	56	64	72	65	68	69	72	64	73	71	71	68	
GRAND TOTAL	587	588	600	608	600	599	588	597	526	514	513	480	472	

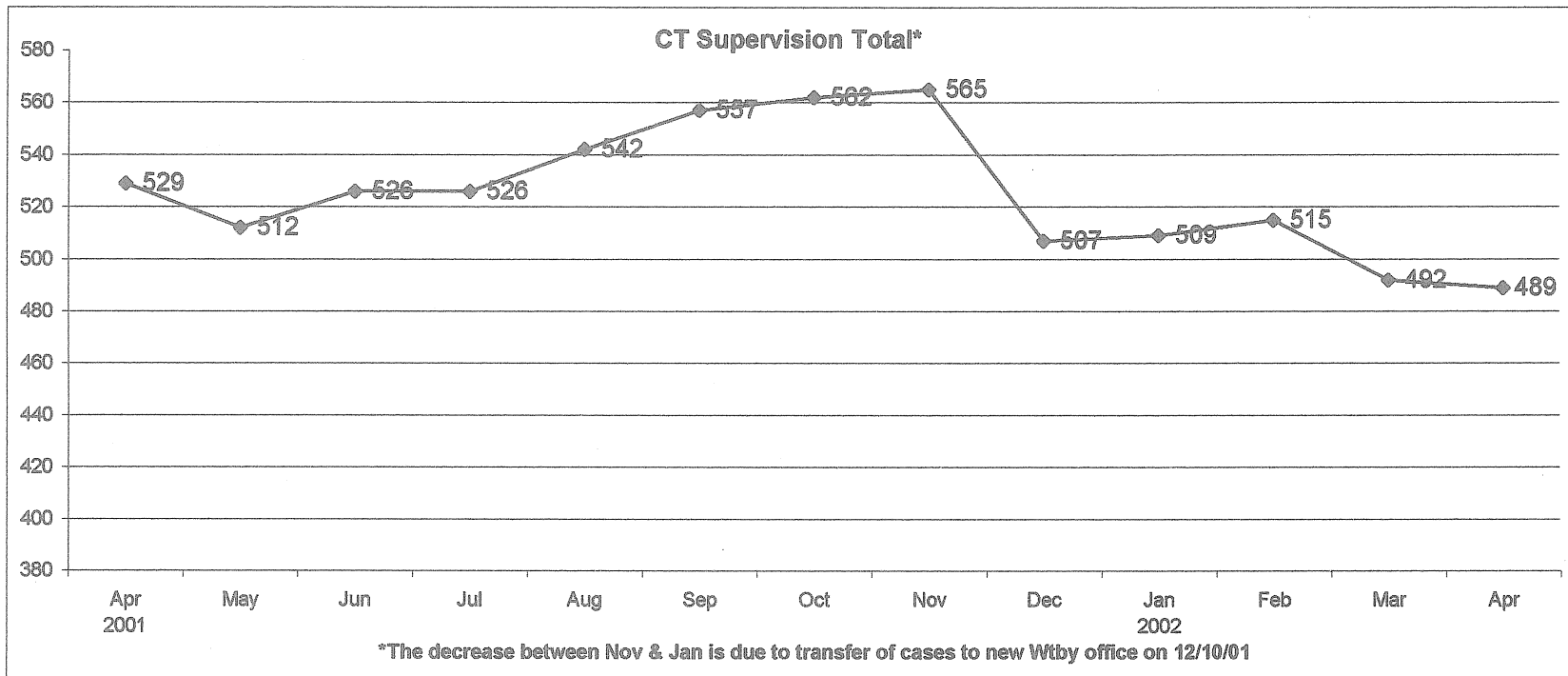


Parole Supervision Caseload

April 30, 2002

Hartford District Office Supervision Caseload

	2001												2002	
	Apr	May	Jun	Jul	Aug	Sep	Oct	Nov	Dec	Jan	Feb	Mar	Apr	
CT Parolees Supervised in CT	475	466	475	480	501	518	519	519	470	472	474	448	444	
Out Of State Parolees Supervised in CT	54	46	51	46	41	39	43	46	37	37	41	44	45	
CT Supervision Total:	529	512	526	526	542	557	562	565	507	509	515	492	489	
Parole Violators Confined	70	79	100	93	93	102	104	96	104	93	89	86	95	
GRAND TOTAL	599	591	626	619	635	659	666	661	611	602	604	578	584	

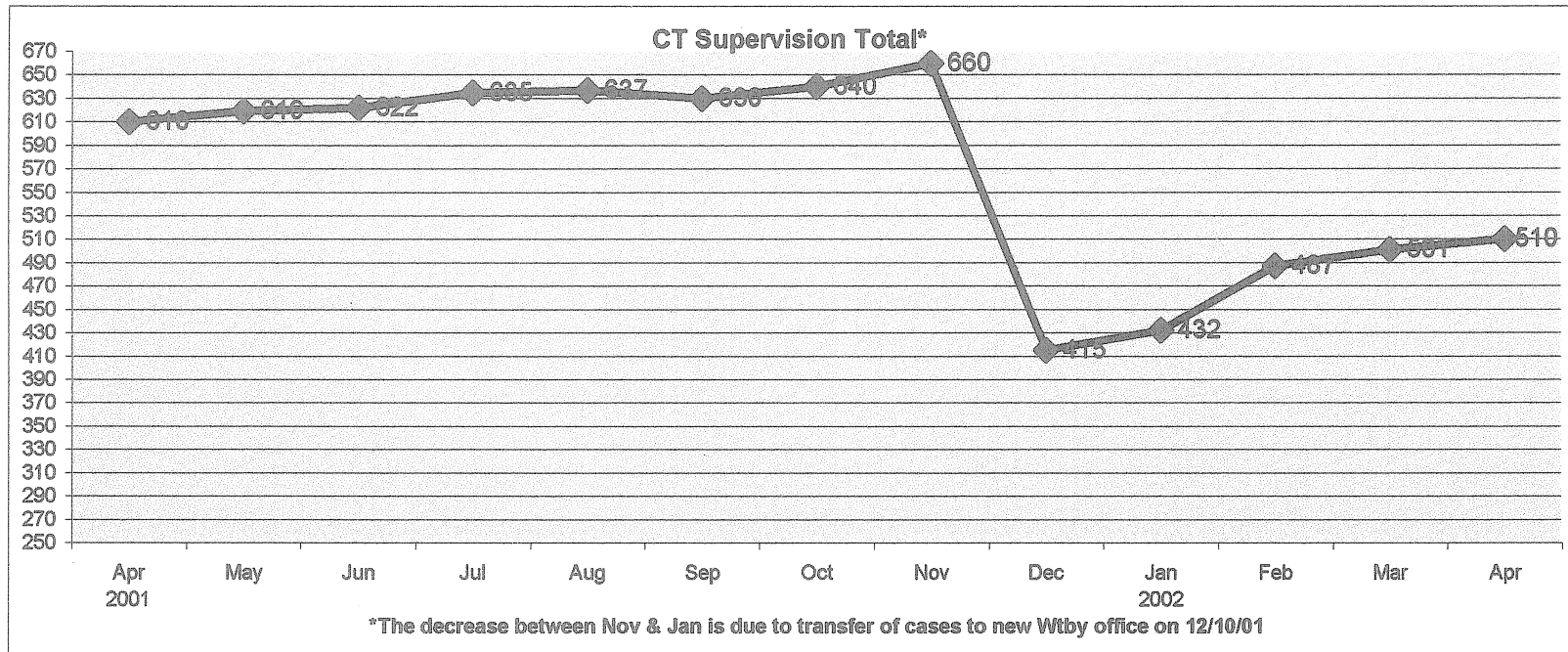


Parole Supervision Caseload

April 30, 2002

New Haven District Office Supervision Caseload

	2001										2002			
	Apr	May	Jun	Jul	Aug	Sep	Oct	Nov	Dec	Jan	Feb	Mar	Apr	
CT Parolees Supervised in CT	553	558	561	567	571	569	579	599	372	388	440	458	461	
Out Of State Parolees Supervised in CT	57	61	61	68	66	61	61	61	43	44	47	43	49	
CT Supervision Total:	610	619	622	635	637	630	640	660	415	432	487	501	510	
Parole Violators Confined	39	58	61	56	57	80	82	88	84	47	58	70	65	
GRAND TOTAL	649	677	683	691	694	710	722	748	499	479	545	571	575	

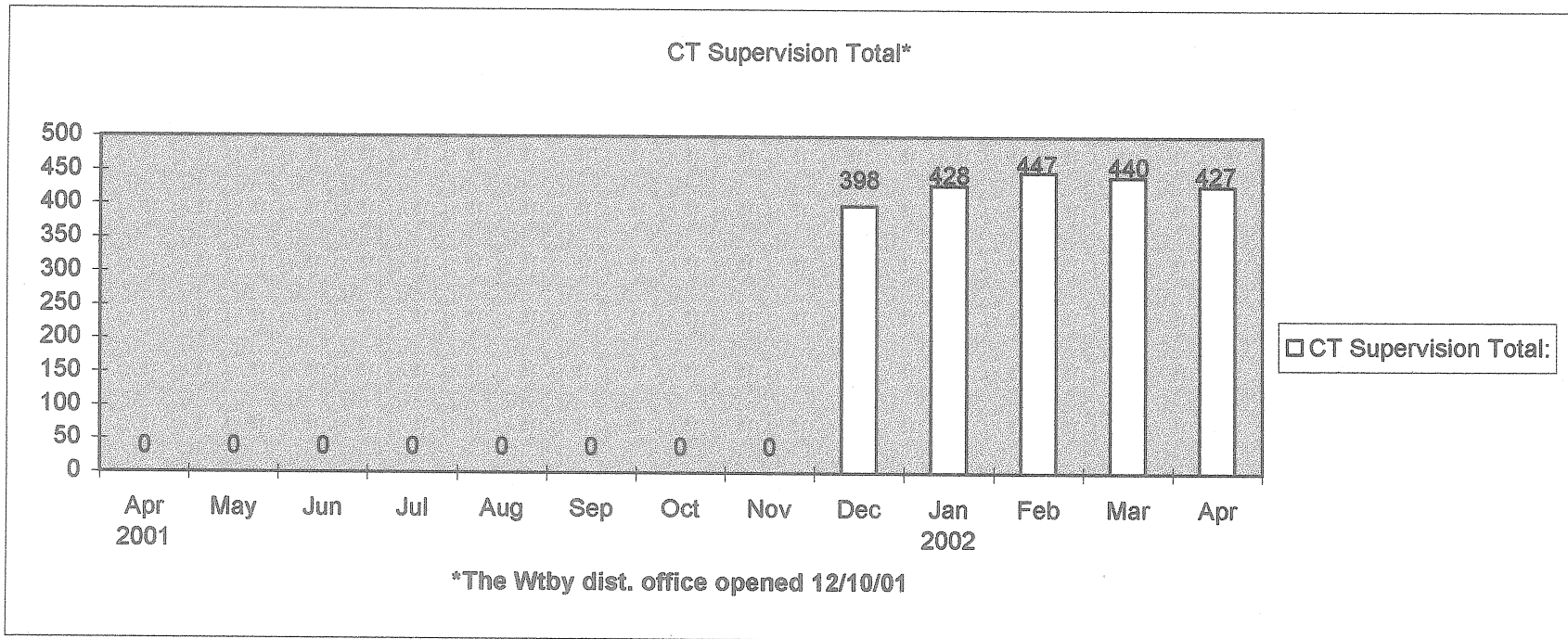


Parole Supervision Caseload

April 30, 2002

Waterbury Caseload

	2001								2002				
	Apr	May	Jun	Jul	Aug	Sep	Oct	Nov	Dec	Jan	Feb	Mar	Apr
CT Parolees Supervised in CT	0	0	0	0	0	0	0	0	360	389	407	399	396
Out Of State Parolees Supervised in CT	0	0	0	0	0	0	0	0	38	39	40	41	31
CT Supervision Total:	0	0	0	0	0	0	0	0	398	428	447	440	427
Parole Violators Confined	0	0	0	0	0	0	0	0	46	41	36	37	46
GRAND TOTAL	0	0	0	0	0	0	0	0	444	469	483	477	473



Parole Supervision Caseload

April 30, 2002

Special Management Supervision Caseload

	2001						2002						
	Apr	May	Jun	Jul	Aug	Sep	Oct	Nov	Dec	Jan	Feb	Mar	Apr
CT Parolees Supervised in CT	69	72	76	76	80	76	78	77	75	75	67	73	74
Out Of State Parolees Supervised in CT	12	11	11	11	11	12	12	11	13	8	16	18	18
CT Supervision Total:	81	83	87	87	91	88	90	88	88	83	83	91	92
Parole Violators Confined	10	10	8	6	5	3	4	10	13	14	16	16	11
GRAND TOTAL	91	93	95	93	96	91	94	98	101	97	99	107	103

