


STATE OF CONNECTICUT

**Connecticut Parole and
Community Services**

Monthly Report



March 2002
(March 2001 to March 2002)

Prepared by
Jerry Stowell

FOR
BOARD OF PARDONS & PAROLES (BOPP)
AND
DEPARTMENT OF CORRECTION (DOC)
Parole and Community Services Division

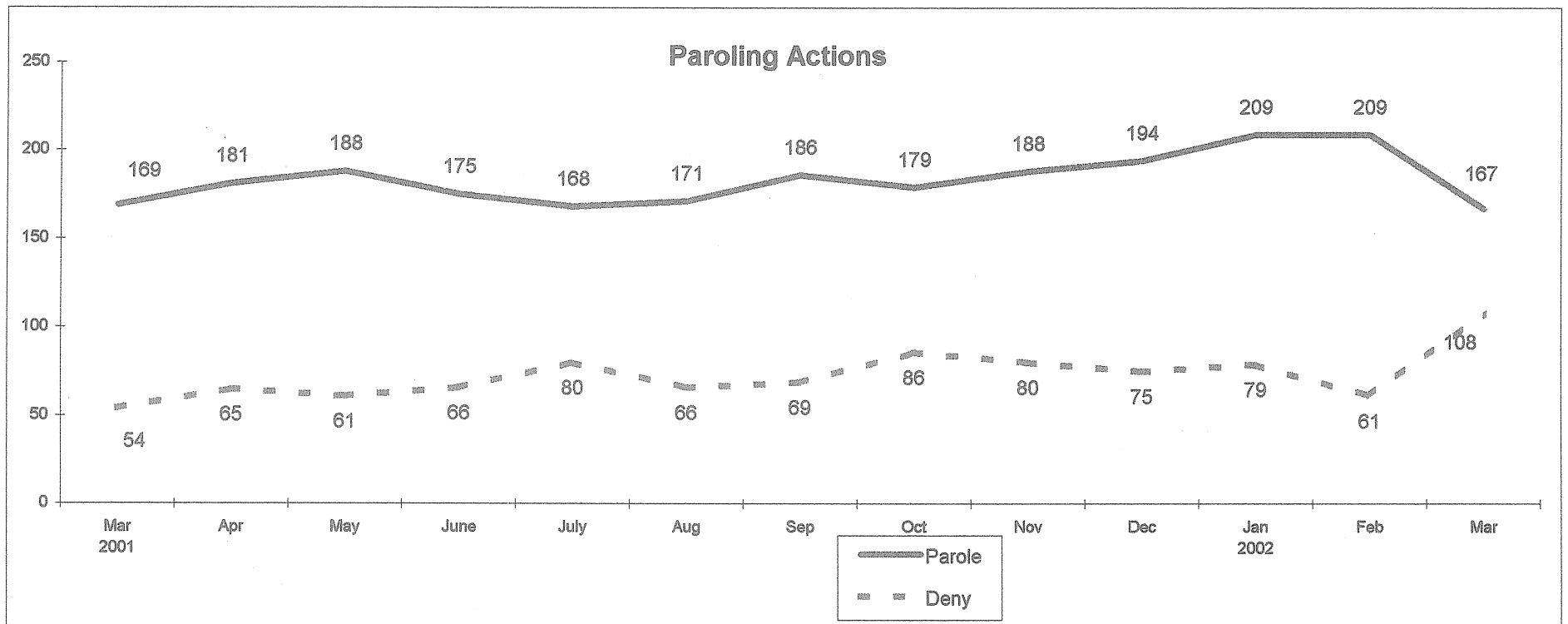
**Correctional Population and Parole Eligibility
March 31, 2002**

| | | | |
|---|---------------|---------|--------|
| Confined Population | 18,053 | | |
| (Unsentenced and Special Inmates) | (3,689) | Balance | 14,364 |
| (Sentences 2 Years & Less, Cuscom, New Admits) | (4,703) | Balance | 9,661 |
| (Parole Ineligible, crime committed) | (668) | Balance | 8,993 |
| (SRG Classification) | (349) | Balance | 8,644 |
| (Wright Decision Cases) | (412) | Balance | 8,232 |
| (Level 5 Classification) | (87) | Balance | 8,145 |
| (Chronic Disciplinary Unit Classification) | (61) | | |
| Population Eligible for Parole Consideration | 8,084 | | |

**Connecticut Board of Parole
Hearings Division Monthly Statistics
March 31, 2002**

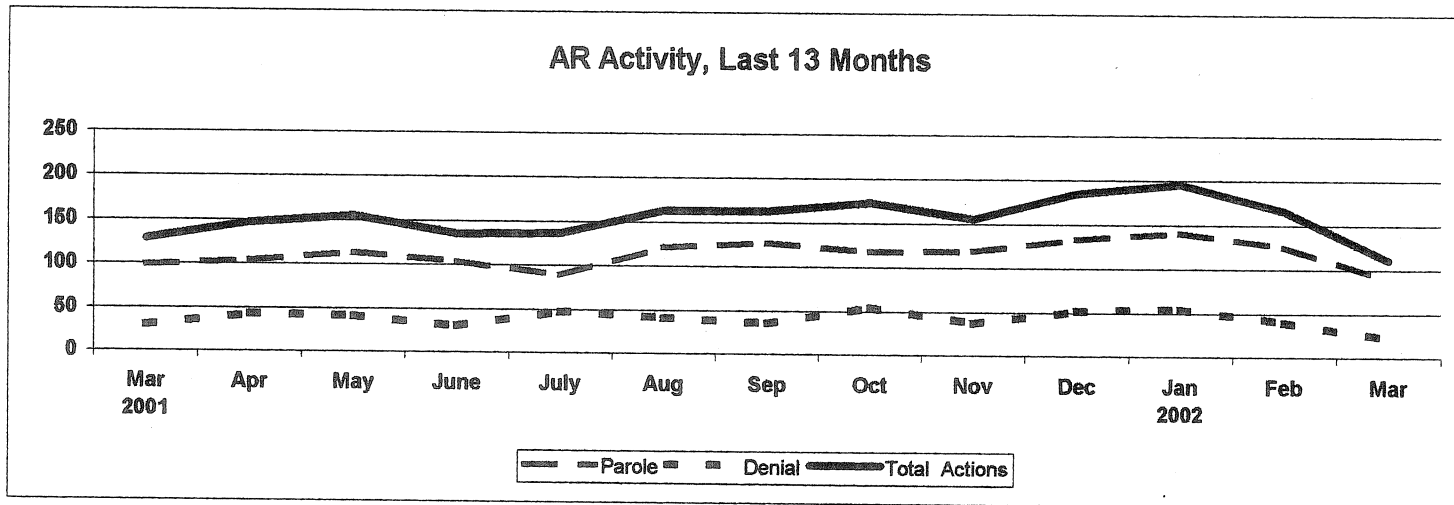
| | 2001 | | | | | | | | | | | | 2002 | | 12 Mo. |
|--------------------------------------|------|-----|-----|------|------|-----|-----|-----|-----|-----|-----|-----|------|--------|--------|
| | Mar | Apr | May | June | July | Aug | Sep | Oct | Nov | Dec | Jan | Feb | Mar | Totals | |
| Full Panel Actions | | | | | | | | | | | | | | | |
| Parole | 70 | 77 | 75 | 71 | 79 | 50 | 59 | 61 | 69 | 61 | 68 | 83 | 78 | 831 | |
| Deny | 24 | 22 | 19 | 35 | 32 | 24 | 33 | 31 | 43 | 23 | 24 | 21 | 86 | 393 | |
| Medical Parole | 0 | 0 | 0 | 0 | 0 | 0 | 0 | 0 | 0 | 0 | 0 | 0 | 0 | 0 | |
| Revoke | 7 | 23 | 40 | 42 | 49 | 43 | 40 | 53 | 42 | 46 | 41 | 40 | 53 | 512 | |
| Revoke & Reparole | 15 | 5 | 12 | 20 | 12 | 7 | 23 | 21 | 26 | 14 | 16 | 12 | 18 | 186 | |
| Rescind | 2 | 5 | 9 | 8 | 7 | 2 | 12 | 8 | 16 | 13 | 14 | 11 | 10 | 115 | |
| Rescind & Reparole | 9 | 16 | 6 | 15 | 7 | 6 | 4 | 8 | 12 | 12 | 6 | 11 | 11 | 114 | |
| Early Parole Discharge | 0 | 0 | 0 | 0 | 0 | 0 | 0 | 0 | 0 | 0 | 0 | 0 | 0 | 0 | |
| Total Full Panel Actions | 127 | 148 | 161 | 191 | 186 | 132 | 171 | 182 | 208 | 169 | 169 | 178 | 256 | 2151 | |
| Administrative Review Actions | | | | | | | | | | | | | | | |
| Parole | 99 | 104 | 113 | 104 | 89 | 121 | 127 | 118 | 119 | 133 | 141 | 126 | 89 | 1384 | |
| Deny | 30 | 43 | 42 | 31 | 48 | 42 | 36 | 55 | 37 | 52 | 55 | 40 | 22 | 503 | |
| Total Admin. Review Actions | 129 | 147 | 155 | 135 | 137 | 163 | 163 | 173 | 156 | 185 | 196 | 166 | 111 | 1887 | |
| Staff Actions | | | | | | | | | | | | | | | |
| Case Review | 52 | 35 | 30 | 45 | 31 | 26 | 34 | 24 | 20 | 15 | 12 | 16 | 25 | 313 | |
| Review & Reschedule | 147 | 93 | 286 | 230 | 157 | 265 | 145 | 267 | 130 | 169 | 303 | 96 | 479 | 2620 | |
| Close Interest | 60 | 33 | 107 | 67 | 62 | 94 | 23 | 79 | 28 | 54 | 87 | 20 | 101 | 755 | |
| Total Actions | 515 | 456 | 739 | 668 | 573 | 680 | 536 | 725 | 542 | 592 | 767 | 476 | 972 | 7726 | |
| Total Hearing Dates | 20 | 20 | 20 | 18 | 20 | 19 | 19 | 18 | 20 | 18 | 20 | 18 | 21 | 231 | |
| Parole Grant Rate | | | | | | | | | | | | | | | |
| Full Panels | 74% | 78% | 80% | 67% | 71% | 68% | 64% | 66% | 62% | 73% | 74% | 80% | 48% | 68% | |
| Administrative Reviews | 77% | 71% | 73% | 77% | 65% | 74% | 78% | 68% | 76% | 72% | 72% | 76% | 80% | 73% | |

Connecticut Board of Parole
Hearings Division Monthly Statistics
March 31, 2002



**Connecticut Board of Parole
Hearings Division Monthly Statistics
Administrative Reviews
March 31, 2002**

| | 2001 | | | | | | | | | | | 2002 | | |
|-----------------------|------|-----|-----|------|------|-----|-----|-----|-----|-----|-----|------|-----|--|
| | Mar | Apr | May | June | July | Aug | Sep | Oct | Nov | Dec | Jan | Feb | Mar | |
| Parole | 99 | 104 | 113 | 104 | 89 | 121 | 127 | 118 | 119 | 133 | 141 | 126 | 89 | |
| Denial | 30 | 43 | 42 | 31 | 48 | 42 | 36 | 55 | 37 | 52 | 55 | 40 | 22 | |
| Medical Parole | 0 | 0 | 0 | 0 | 0 | 0 | 0 | 0 | 0 | 0 | 0 | 0 | 0 | |
| Total Actions | 129 | 147 | 155 | 135 | 137 | 163 | 163 | 173 | 156 | 185 | 196 | 166 | 111 | |



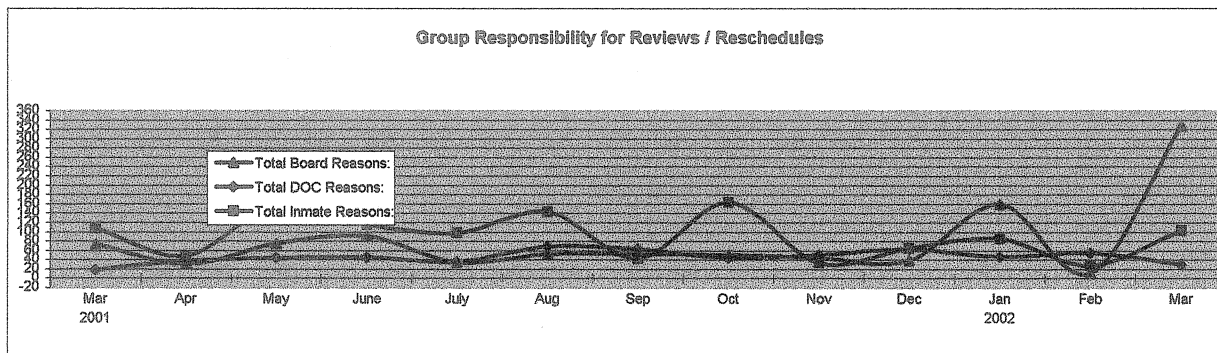
**Connecticut Board of Parole
Hearings Division Monthly Statistics
Current Location
March 31, 2002
Persons Granted Parole via Administrative Reviews**

Granting Month

| Location | 2001 | | | | | | 2002 | | | | | | 12 Mo. | |
|---------------------------------|-----------|------------|------------|------------|-----------|------------|------------|------------|------------|------------|------------|------------|-----------|-------------|
| | Mar | Apr | May | June | July | Aug | Sep | Oct | Nov | Dec | Jan | Feb | Mar | Total |
| CT Parole Supervision | 1 | 1 | 1 | 0 | 0 | 1 | 2 | 3 | 5 | 6 | 9 | 5 | 8 | 41 |
| Out-of State Parole Supervision | 0 | 0 | 0 | 0 | 0 | 0 | 0 | 0 | 0 | 0 | 0 | 0 | 0 | 0 |
| Abscond from Parole | 0 | 0 | 0 | 0 | 0 | 0 | 0 | 0 | 0 | 0 | 1 | 0 | 0 | 1 |
| Halfway House | 4 | 4 | 3 | 4 | 3 | 7 | 6 | 5 | 6 | 10 | 5 | 8 | 5 | 66 |
| Confined in CT, to be Released | 94 | 98 | 108 | 99 | 86 | 112 | 118 | 110 | 107 | 113 | 126 | 113 | 71 | 1261 |
| Confined, Out of State | 0 | 0 | 0 | 0 | 0 | 0 | 0 | 0 | 0 | 0 | 0 | 0 | 0 | 0 |
| Furlough | 0 | 0 | 0 | 0 | 0 | 0 | 0 | 0 | 0 | 0 | 0 | 0 | 0 | 0 |
| Escaped, Prior to Release | 0 | 0 | 0 | 0 | 0 | 0 | 0 | 0 | 0 | 0 | 0 | 0 | 0 | 0 |
| Reconfined | 0 | 0 | 0 | 0 | 0 | 0 | 0 | 0 | 0 | 0 | 0 | 0 | 0 | 0 |
| TS | 0 | 0 | 0 | 0 | 0 | 0 | 0 | 0 | 0 | 0 | 0 | 0 | 0 | 0 |
| Discharged | 0 | 1 | 0 | 0 | 0 | 0 | 0 | 0 | 0 | 0 | 0 | 0 | 1 | 2 |
| Virginia | | | 1 | 1 | 0 | 1 | 1 | 0 | 1 | 4 | 0 | 0 | 4 | 13 |
| Total | 99 | 104 | 113 | 104 | 89 | 121 | 127 | 118 | 119 | 133 | 141 | 126 | 89 | 1384 |

**Connecticut Board of Parole
Types of Review and Rescheduling Activities
March 2002**

| | 2001 | | | | | | | | | | 2002 | | |
|--------------------------------|------------|------------|------------|------------|------------|------------|------------|------------|------------|------------|------------|-----------|------------|
| | Mar | Apr | May | June | July | Aug | Sep | Oct | Nov | Dec | Jan | Feb | Mar |
| Inmate-Related Reasons: | | | | | | | | | | | | | |
| <u>Regular Hearings</u> | | | | | | | | | | | | | |
| In Seg/Punitive Seg | 2 | 2 | 8 | 6 | 8 | 6 | 0 | 11 | 3 | 5 | 0 | 1 | 4 |
| Inmate's Request | 0 | 2 | 2 | 2 | 0 | 0 | 0 | 0 | 0 | 0 | 0 | 1 | 3 |
| Pending Charges | 20 | 5 | 44 | 25 | 18 | 57 | 4 | 52 | 3 | 14 | 45 | 4 | 29 |
| Pending DR | 0 | 0 | 0 | 0 | 0 | 0 | 0 | 0 | 0 | 0 | 0 | 0 | 0 |
| SRG Affiliation | 21 | 3 | 48 | 23 | 22 | 27 | 3 | 48 | 5 | 19 | 15 | 1 | 24 |
| Pending Waiver | 0 | 0 | 0 | 0 | 0 | 0 | 0 | 0 | 0 | 0 | 0 | 0 | 0 |
| 85% Status | 12 | 1 | 27 | 15 | 19 | 27 | 1 | 29 | 3 | 11 | 9 | 5 | 17 |
| Case Review | 52 | 35 | 30 | 45 | 31 | 26 | 34 | 24 | 20 | 15 | 12 | 16 | 25 |
| <u>Revocation Hearings:</u> | | | | | | | | | | | | | |
| Attorney | 0 | 0 | 0 | 0 | 0 | 0 | 1 | 0 | 0 | 0 | 0 | 0 | 0 |
| Pending Charges | 0 | 0 | 0 | 0 | 0 | 0 | 0 | 0 | 0 | 1 | 4 | 0 | 1 |
| Total Inmate Reasons: | 107 | 48 | 159 | 116 | 98 | 143 | 43 | 164 | 34 | 65 | 85 | 28 | 103 |
| DOC-Related Reasons | | | | | | | | | | | | | |
| <u>Regular Hearings</u> | | | | | | | | | | | | | |
| Transportation | 17 | 31 | 33 | 38 | 30 | 63 | 56 | 40 | 47 | 57 | 44 | 47 | 27 |
| Awaiting MH Evaluation | 2 | 6 | 12 | 8 | 6 | 6 | 8 | 5 | 5 | 6 | 3 | 8 | 4 |
| Total DOC Reasons: | 19 | 37 | 45 | 46 | 36 | 69 | 64 | 45 | 52 | 63 | 47 | 55 | 31 |
| Board-Related Reasons | | | | | | | | | | | | | |
| <u>Regular Hearings</u> | | | | | | | | | | | | | |
| Additional Info | 10 | 13 | 24 | 20 | 10 | 11 | 19 | 16 | 10 | 13 | 16 | 6 | 17 |
| Additional Offense Info | 15 | 9 | 11 | 13 | 7 | 15 | 15 | 7 | 16 | 14 | 10 | 2 | 11 |
| Hearing Cancelled | 0 | 3 | 0 | 35 | 0 | 0 | 14 | 0 | 17 | 0 | 106 | 0 | 269 |
| Ineligible-PE date | 20 | 2 | 2 | 2 | 0 | 0 | 0 | 0 | 0 | 0 | 0 | 1 | 3 |
| No Parole Package | 0 | 0 | 0 | 0 | 0 | 0 | 0 | 0 | 0 | 0 | 0 | 0 | 0 |
| Awaiting Sex Offender Eval | 6 | 0 | 0 | 0 | 0 | 0 | 0 | 0 | 0 | 0 | 0 | 0 | 0 |
| Other | 22 | 4 | 37 | 21 | 18 | 27 | 5 | 29 | 2 | 12 | 28 | 3 | 29 |
| Total Board Reasons: | 73 | 31 | 74 | 91 | 35 | 53 | 53 | 52 | 45 | 39 | 160 | 12 | 329 |
| All Reasons: | 199 | 116 | 278 | 253 | 169 | 265 | 160 | 261 | 131 | 167 | 292 | 95 | 463 |

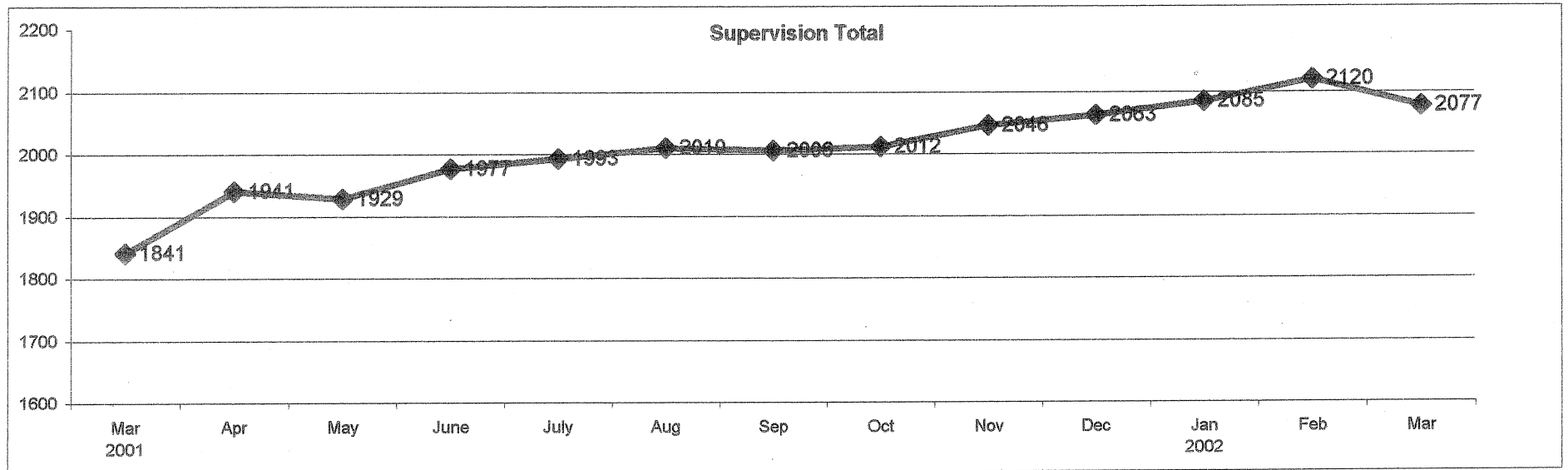


**Parole Granting Rate
March 2001 - February 2002**

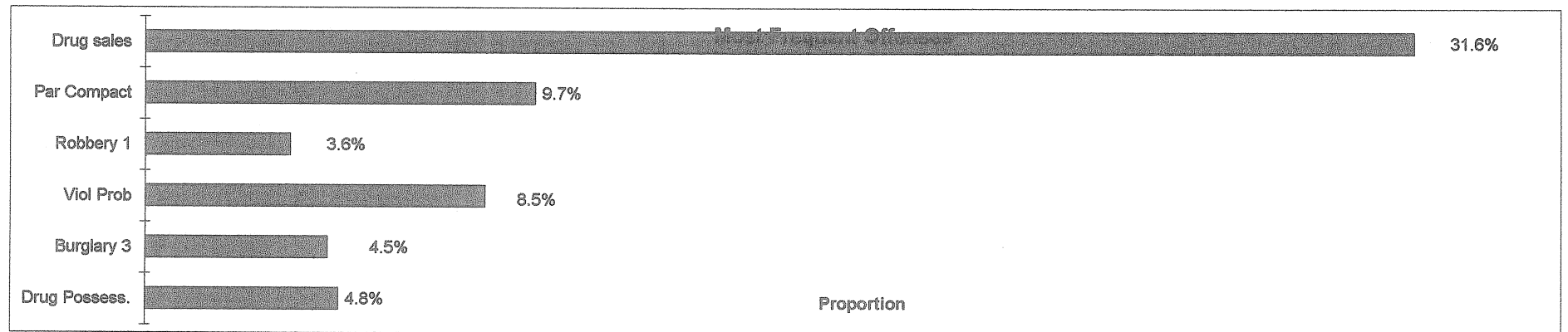
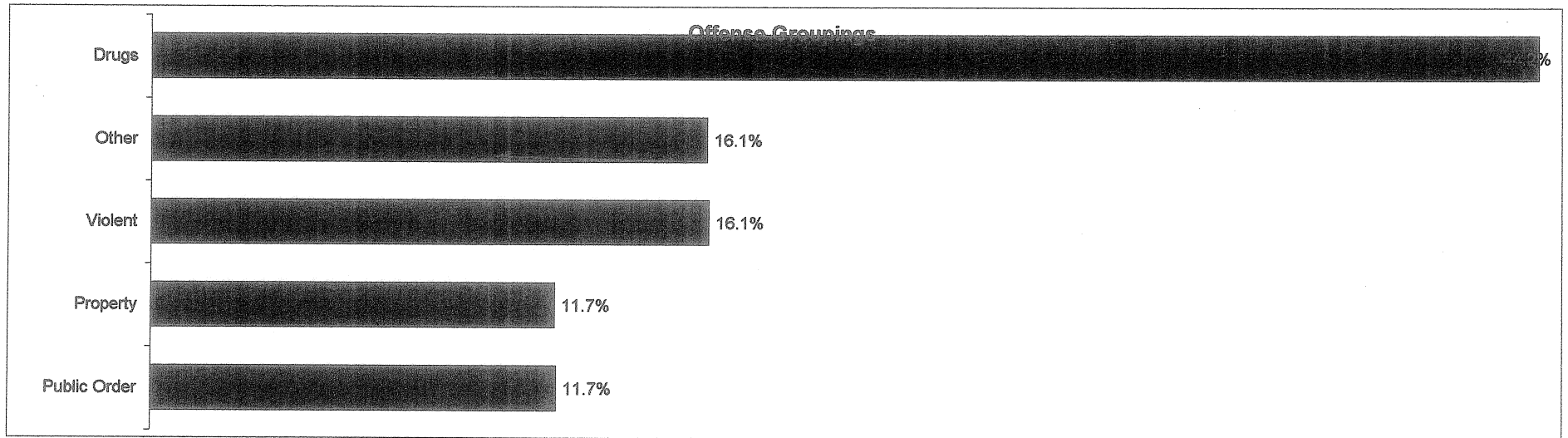
| | Full Panel Hearings | Administrative Reviews |
|------------------|--------------------------------|-----------------------------------|
| April | 78% | 71% |
| May | 80% | 73% |
| June | 67% | 77% |
| July | 71% | 65% |
| August | 68% | 74% |
| September | 64% | 78% |
| October | 66% | 68% |
| November | 62% | 76% |
| December | 73% | 72% |
| January | 74% | 72% |
| February | 80% | 76% |
| March | 48% | 80% |
| Average: | 69% | 74% |

Connecticut Board of Parole Parole Supervision Caseload March 31, 2002

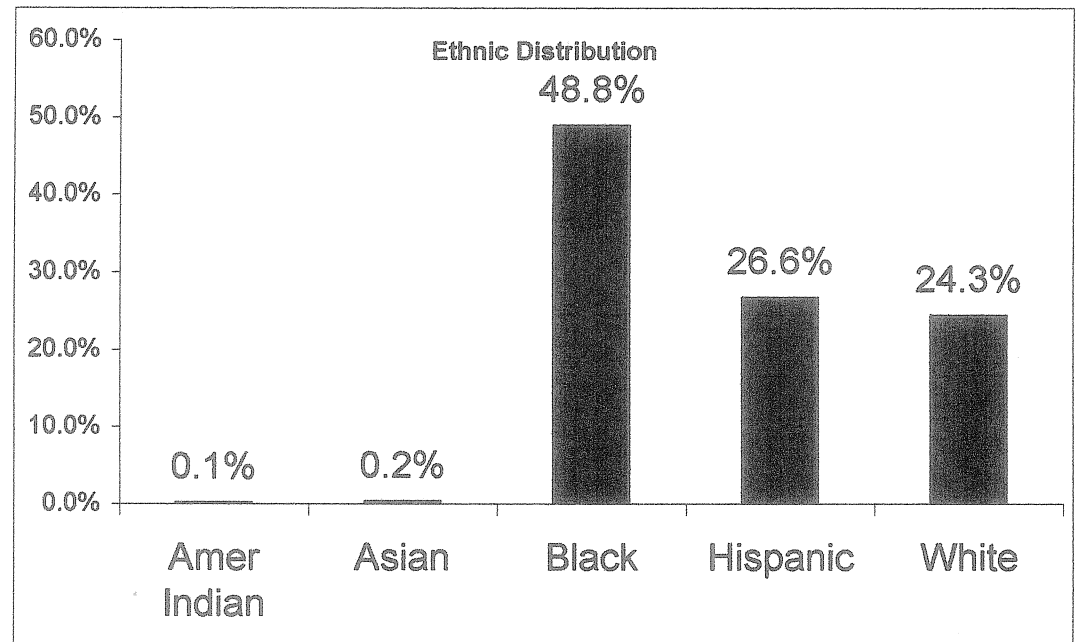
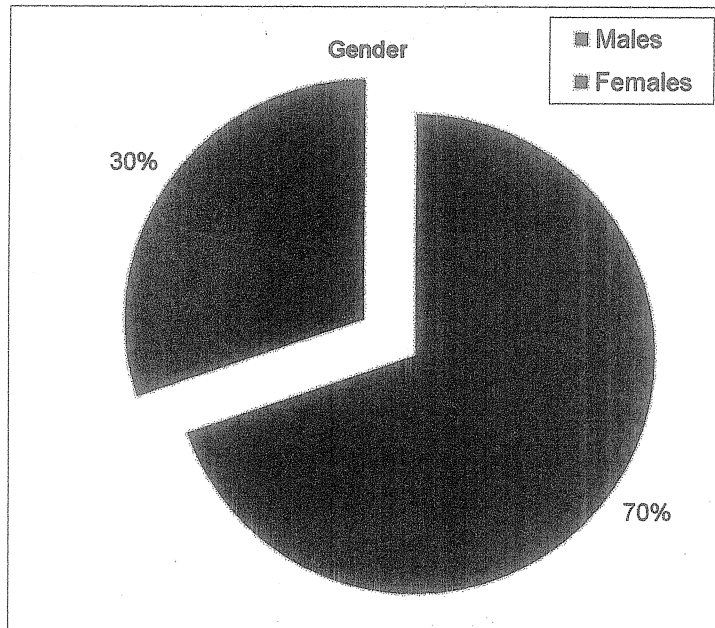
| | 2001 | | | | | | | | | | 2002 | | |
|--|-------------|-------------|-------------|-------------|-------------|-------------|-------------|-------------|-------------|-------------|-------------|-------------|-------------|
| | Mar | Apr | May | June | July | Aug | Sep | Oct | Nov | Dec | Jan | Feb | Mar |
| CT Parolees Supervised in CT | 1512 | 1602 | 1618 | 1648 | 1669 | 1691 | 1695 | 1689 | 1717 | 1750 | 1770 | 1784 | 1743 |
| Out Of State Parolees Supervised in CT | 180 | 193 | 188 | 184 | 181 | 177 | 171 | 176 | 178 | 175 | 175 | 190 | 190 |
| CT Supervision Total: | 1692 | 1795 | 1806 | 1832 | 1850 | 1868 | 1866 | 1865 | 1895 | 1925 | 1945 | 1974 | 1933 |
| CT Parolees Supervised Out of State | 149 | 146 | 123 | 145 | 143 | 142 | 140 | 147 | 151 | 138 | 140 | 146 | 144 |
| Supervision Total: | 1841 | 1941 | 1929 | 1977 | 1993 | 2010 | 2006 | 2012 | 2046 | 2063 | 2085 | 2120 | 2077 |
| Parole Violators Confined | 194 | 220 | 231 | 224 | 231 | 257 | 263 | 264 | 279 | 265 | 283 | 279 | 284 |
| GRAND TOTAL | 2035 | 2161 | 2160 | 2201 | 2224 | 2267 | 2269 | 2276 | 2325 | 2328 | 2368 | 2399 | 2361 |



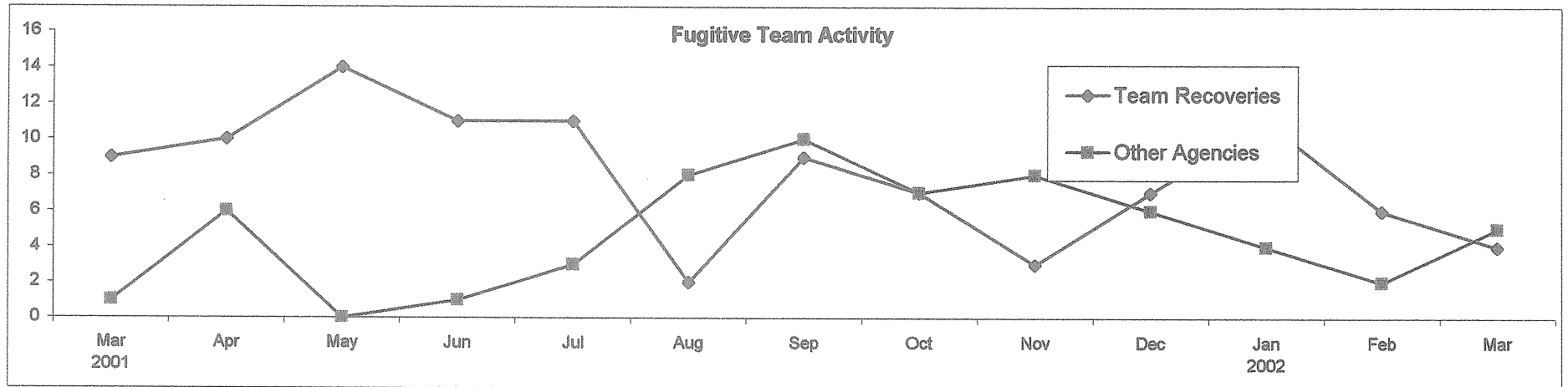
Connecticut Board of Parole Parole Supervision Caseload March 31, 2002



**Connecticut Board of Parole
Parole Supervision Caseload
March 31, 2002**



**Connecticut Board of Parole
Parole Supervision Caseload
March 31, 2002**



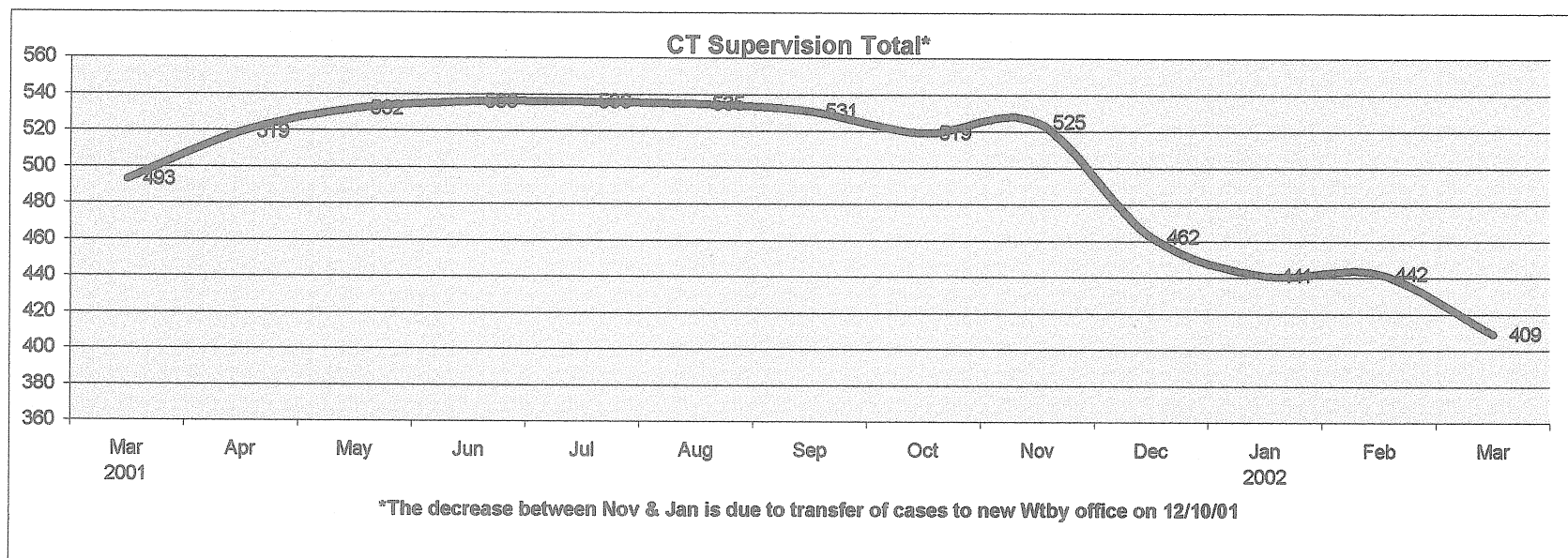
**Connecticut Board of Parole
Parole Supervision Caseload
March 31, 2002**

| | 2001 Mar | Apr | May | June | July | Aug | Sep | Oct | Nov | Dec | 2002 Jan | Feb | Mar |
|---------------------------------------|-------------|------|------|------|------|------|------|------|------|------|-------------|------|------|
| Number of Parolees Employed: | 1374 | 1455 | 1466 | 1514 | 1510 | 1544 | 1499 | 1392 | 1510 | 1553 | 1571 | 1577 | 1525 |
| Parolees Unemployable: | 141 | 168 | 173 | 147 | 174 | 160 | 196 | 293 | 181 | 170 | 174 | 192 | 206 |
| Proportion Employed: | 89% | 89% | 90% | 90% | 90% | 90% | 90% | 89% | 88% | 88% | 89% | 88% | 88% |
| Number Active in Parole Works: | 100 | 95 | 94 | 94 | 105 | 77 | 93 | 103 | 129 | 126 | 125 | 135 | 129 |
| # Community Service Hours: | 811 | 1108 | 933 | 963 | 1408 | 1266 | 1214 | 1195 | 1132 | 337 | 1425 | 1789 | 1117 |

Parole Supervision Caseload March 31, 2002

Bridgeport District Office Supervision Caseload

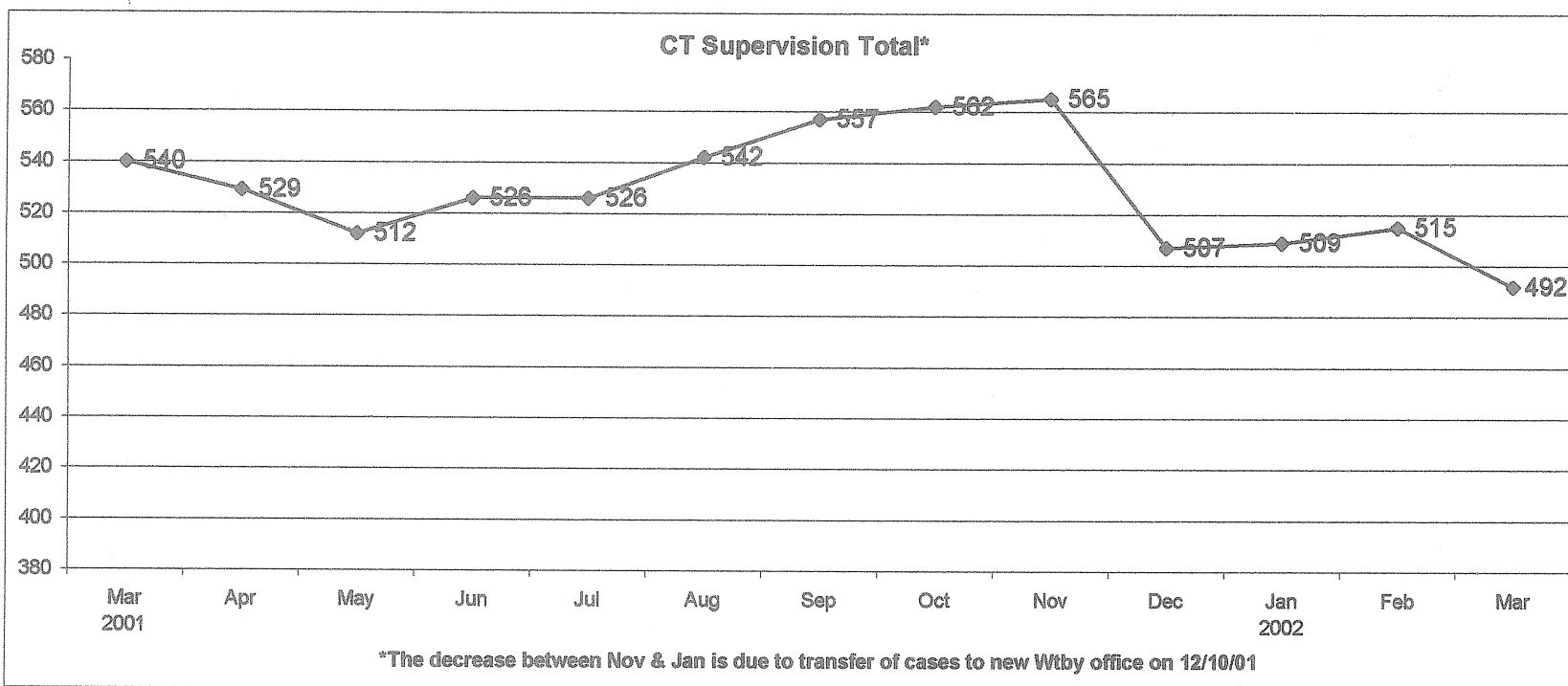
| | 2001 | | | | | | | | | | | 2002 | | |
|--|------------|------------|------------|------------|------------|------------|------------|------------|------------|------------|------------|------------|------------|--|
| | Mar | Apr | May | Jun | Jul | Aug | Sep | Oct | Nov | Dec | Jan | Feb | Mar | |
| CT Parolees Supervised in CT | 425 | 449 | 462 | 475 | 480 | 476 | 472 | 459 | 465 | 418 | 394 | 396 | 365 | |
| Out Of State Parolees Supervised in CT | 68 | 70 | 70 | 61 | 56 | 59 | 59 | 60 | 60 | 44 | 47 | 46 | 44 | |
| CT Supervision Total: | 493 | 519 | 532 | 536 | 536 | 535 | 531 | 519 | 525 | 462 | 441 | 442 | 409 | |
| Parole Violators Confined | 74 | 68 | 56 | 64 | 72 | 65 | 68 | 69 | 72 | 64 | 73 | 71 | 71 | |
| GRAND TOTAL | 567 | 587 | 588 | 600 | 608 | 600 | 599 | 588 | 597 | 526 | 514 | 513 | 480 | |



Parole Supervision Caseload March 31, 2002

Hartford District Office Supervision Caseload

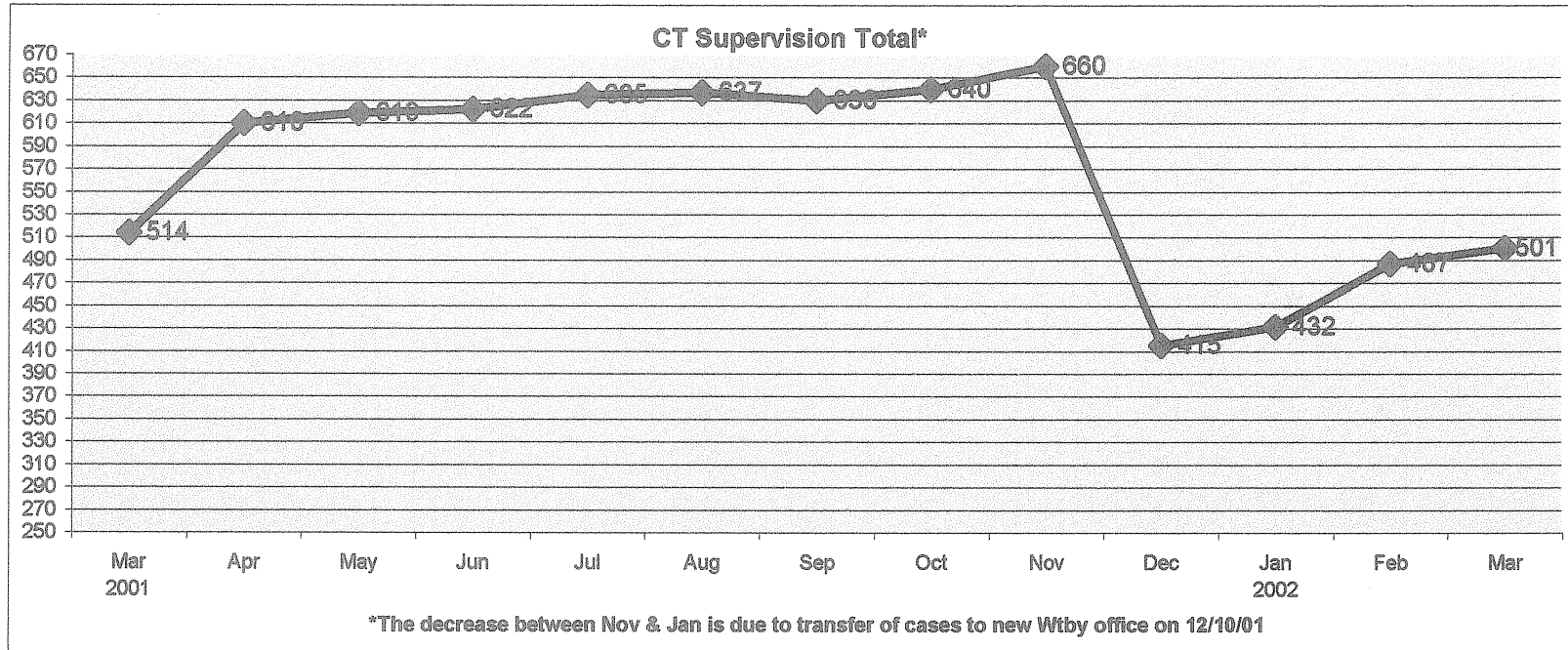
| | 2001 | | | | | | | | | | | 2002 | |
|--|------------|------------|------------|------------|------------|------------|------------|------------|------------|------------|------------|------------|------------|
| | Mar | Apr | May | Jun | Jul | Aug | Sep | Oct | Nov | Dec | Jan | Feb | Mar |
| CT Parolees Supervised in CT | 493 | 475 | 466 | 475 | 480 | 501 | 518 | 519 | 519 | 470 | 472 | 474 | 448 |
| Out Of State Parolees Supervised in CT | 47 | 54 | 46 | 51 | 46 | 41 | 39 | 43 | 46 | 37 | 37 | 41 | 44 |
| CT Supervision Total: | 540 | 529 | 512 | 526 | 526 | 542 | 557 | 562 | 565 | 507 | 509 | 515 | 492 |
| Parole Violators Confined | 70 | 70 | 79 | 100 | 93 | 93 | 102 | 104 | 96 | 104 | 93 | 89 | 86 |
| GRAND TOTAL | 610 | 599 | 591 | 626 | 619 | 635 | 659 | 666 | 661 | 611 | 602 | 604 | 578 |



Parole Supervision Caseload March 31, 2002

New Haven District Office Supervision Caseload

| | 2001 | | | | | | | | | | | 2002 | | |
|--|------------|------------|------------|------------|------------|------------|------------|------------|------------|------------|------------|------------|------------|--|
| | Mar | Apr | May | Jun | Jul | Aug | Sep | Oct | Nov | Dec | Jan | Feb | Mar | |
| CT Parolees Supervised in CT | 464 | 553 | 558 | 561 | 567 | 571 | 569 | 579 | 599 | 372 | 388 | 440 | 458 | |
| Out Of State Parolees Supervised in CT | 50 | 57 | 61 | 61 | 68 | 66 | 61 | 61 | 61 | 43 | 44 | 47 | 43 | |
| CT Supervision Total: | 514 | 610 | 619 | 622 | 635 | 637 | 630 | 640 | 660 | 415 | 432 | 487 | 501 | |
| | | | | | | | | | | | | | | |
| Parole Violators Confined | 39 | 39 | 58 | 61 | 56 | 57 | 80 | 82 | 88 | 84 | 47 | 58 | 70 | |
| GRAND TOTAL | 553 | 649 | 677 | 683 | 691 | 694 | 710 | 722 | 748 | 499 | 479 | 545 | 571 | |

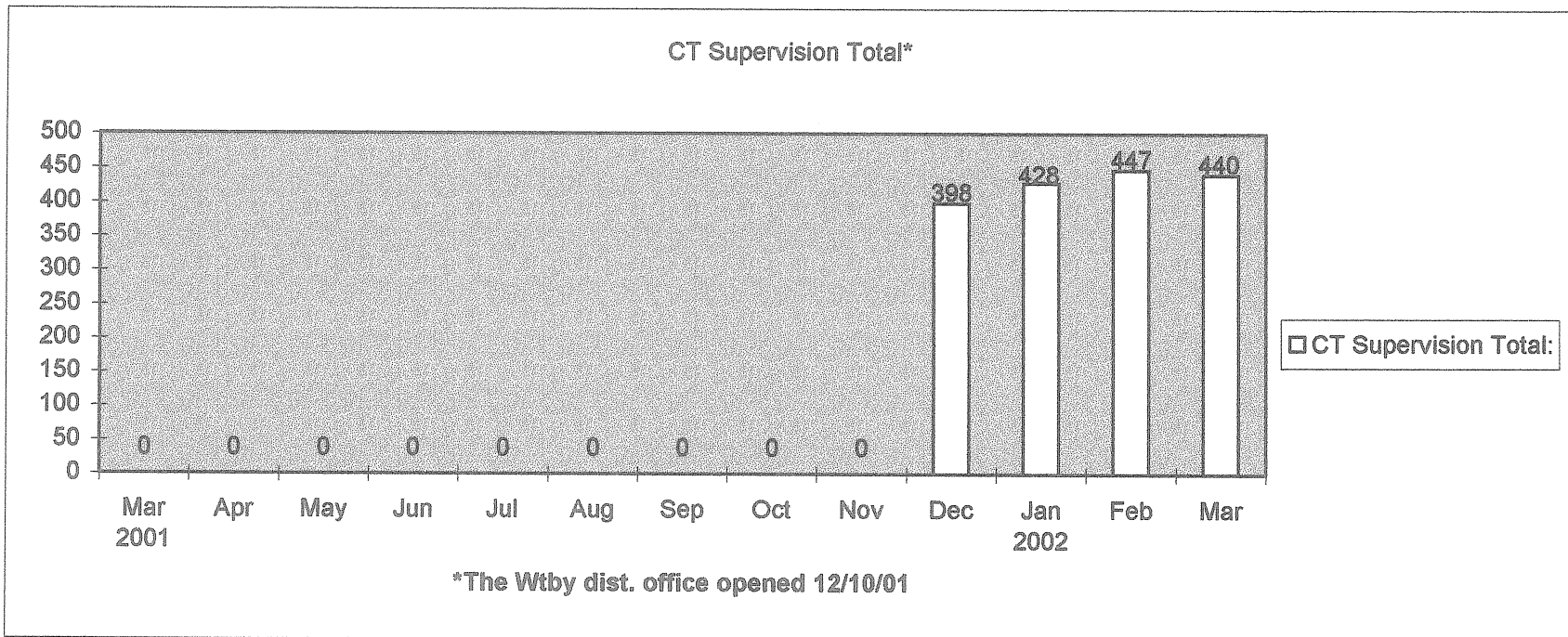


Parole Supervision Caseload

March 31, 2002

Waterbury Caseload

| | 2001 | | | | | | | | | 2002 | | | |
|--|------|-----|-----|-----|-----|-----|-----|-----|-----|------|-----|-----|-----|
| | Mar | Apr | May | Jun | Jul | Aug | Sep | Oct | Nov | Dec | Jan | Feb | Mar |
| CT Parolees Supervised in CT | 0 | 0 | 0 | 0 | 0 | 0 | 0 | 0 | 0 | 360 | 389 | 407 | 399 |
| Out Of State Parolees Supervised in CT | 0 | 0 | 0 | 0 | 0 | 0 | 0 | 0 | 0 | 38 | 39 | 40 | 41 |
| CT Supervision Total: | 0 | 0 | 0 | 0 | 0 | 0 | 0 | 0 | 0 | 398 | 428 | 447 | 440 |
| Parole Violators Confined | 0 | 0 | 0 | 0 | 0 | 0 | 0 | 0 | 0 | 46 | 41 | 36 | 37 |
| GRAND TOTAL | 0 | 0 | 0 | 0 | 0 | 0 | 0 | 0 | 0 | 444 | 469 | 483 | 477 |



Parole Supervision Caseload

March 31, 2002

Special Management Supervision Caseload

| | 2001 | | | | | | | | | | | 2002 | | |
|--|-----------|-----------|-----------|-----------|-----------|-----------|-----------|-----------|-----------|------------|-----------|-----------|------------|--|
| | Mar | Apr | May | Jun | Jul | Aug | Sep | Oct | Nov | Dec | Jan | Feb | Mar | |
| CT Parolees Supervised in CT | 75 | 69 | 72 | 76 | 76 | 80 | 76 | 78 | 77 | 75 | 75 | 67 | 73 | |
| Out Of State Parolees Supervised in CT | 15 | 12 | 11 | 11 | 11 | 11 | 12 | 12 | 11 | 13 | 8 | 16 | 18 | |
| CT Supervision Total: | 90 | 81 | 83 | 87 | 87 | 91 | 88 | 90 | 88 | 88 | 83 | 83 | 91 | |
| Parole Violators Confined | 6 | 10 | 10 | 8 | 6 | 5 | 3 | 4 | 10 | 13 | 14 | 16 | 16 | |
| GRAND TOTAL | 96 | 91 | 93 | 95 | 93 | 96 | 91 | 94 | 98 | 101 | 97 | 99 | 107 | |

